
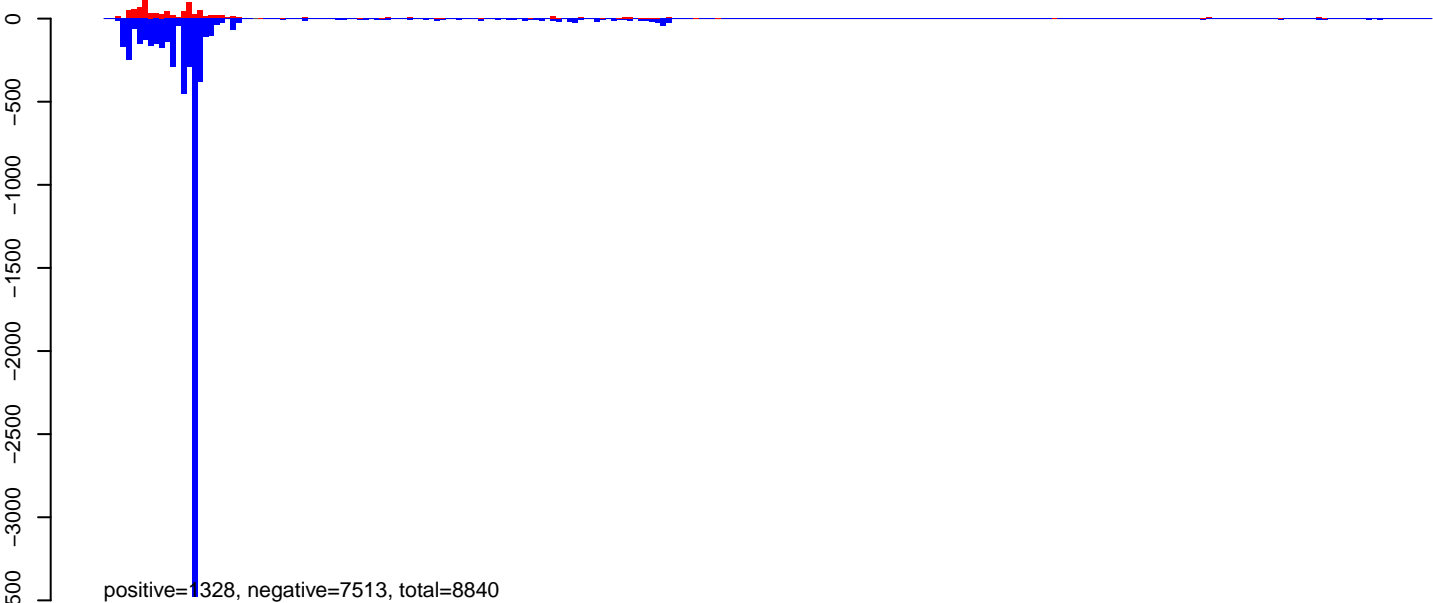


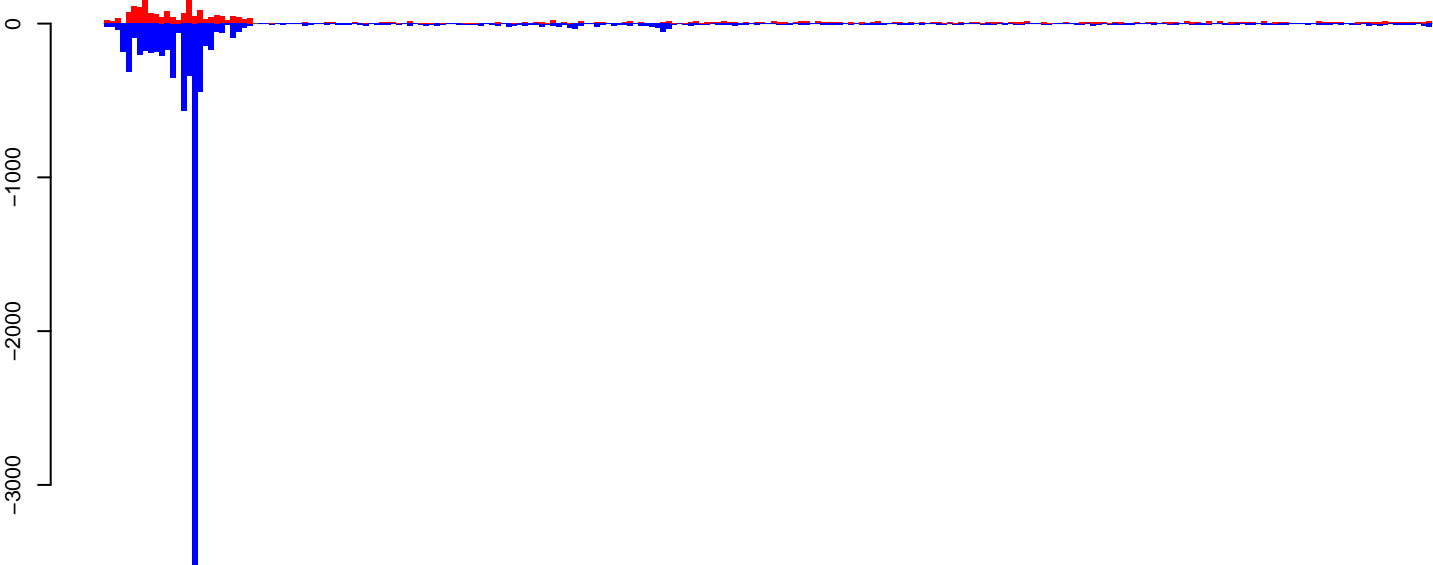
AeAeg_Aag2_DENV3.18_23.rep



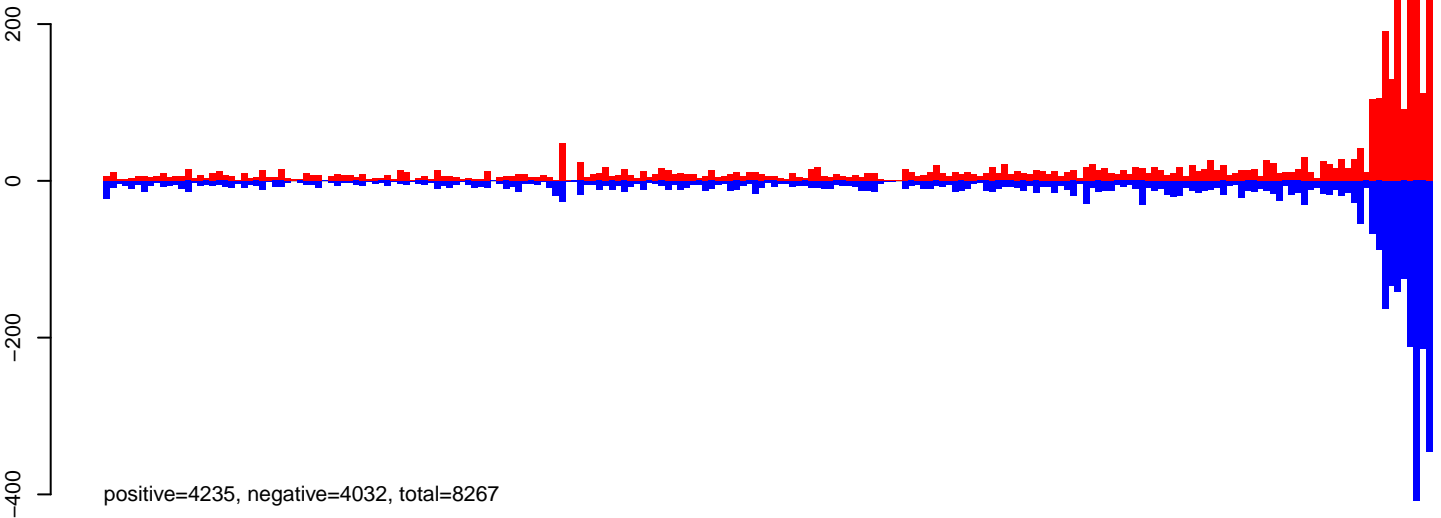
AeAeg_Aag2_DENV3.24_35.rep



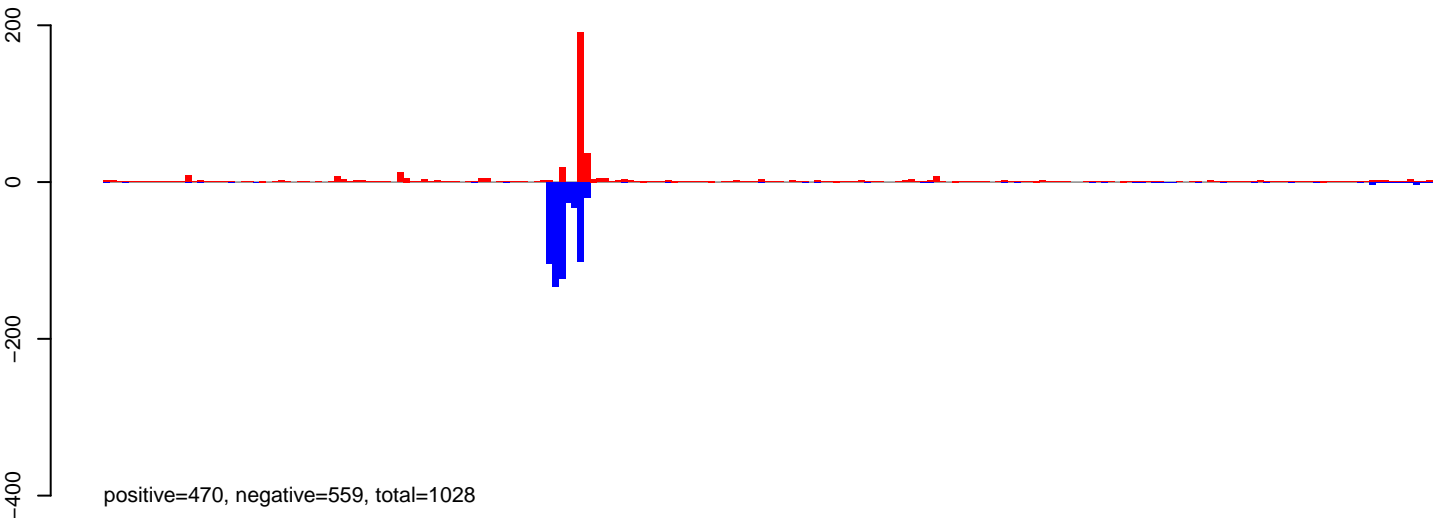
AeAeg_Aag2_DENV3.rep



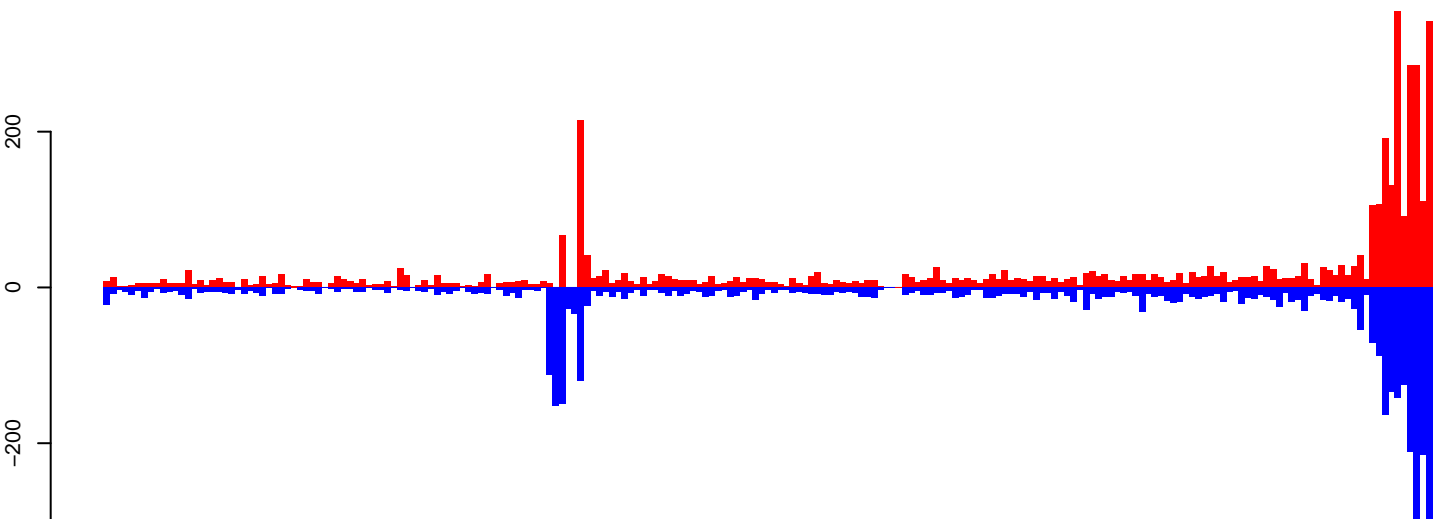
AeAeg_Aag2_DENV3.18_23.rep



AeAeg_Aag2_DENV3.24_35.rep

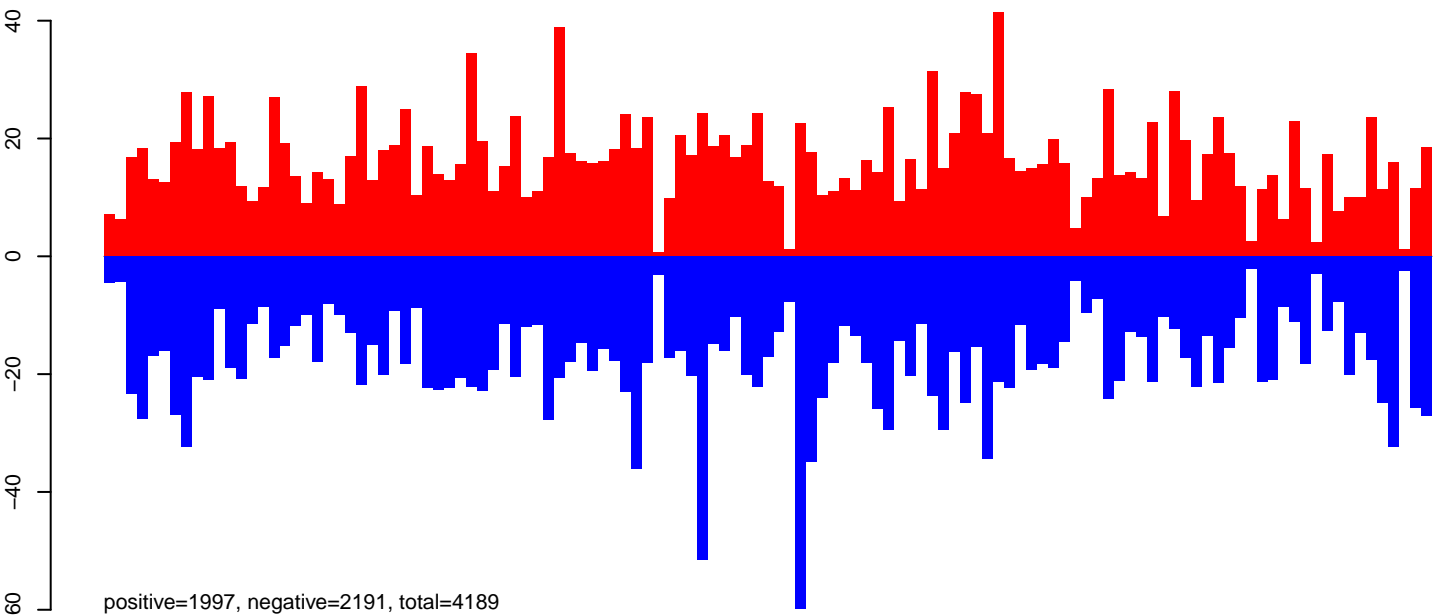


AeAeg_Aag2_DENV3.rep

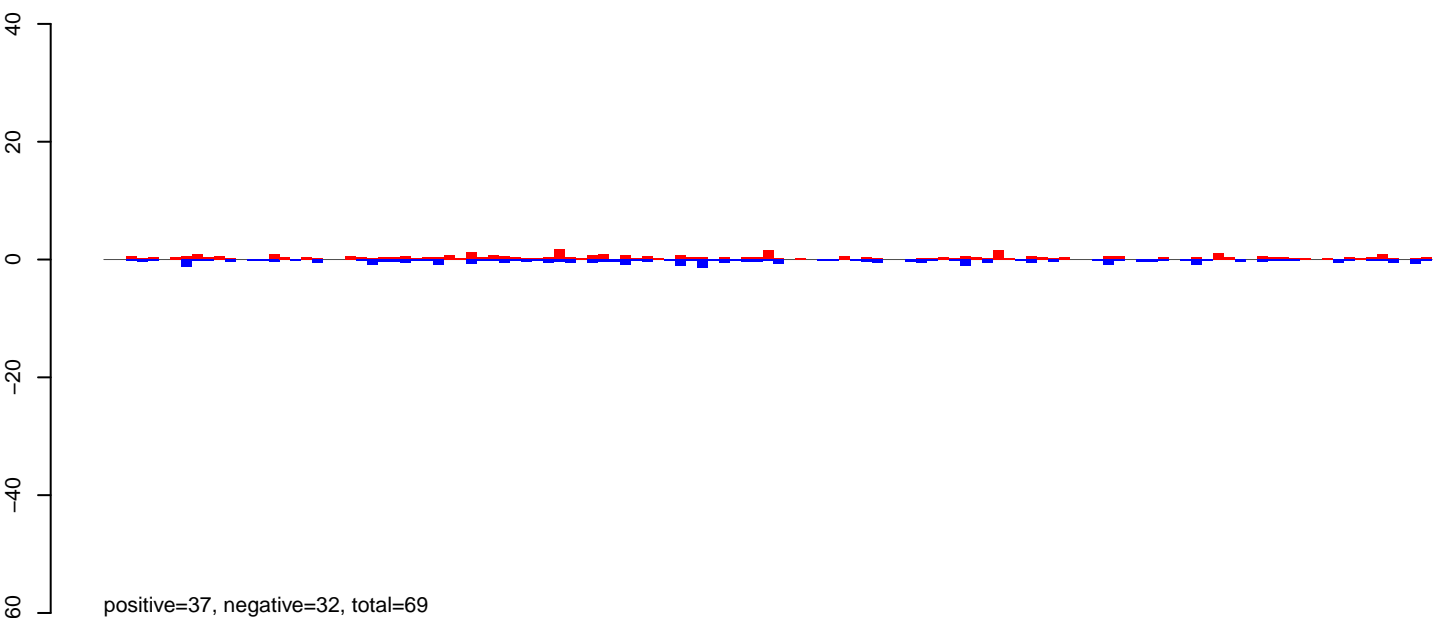


W=50, length=10682, virus@NC_001564.2-Cell_fusing_agent_virus_strain_Galveston:1-10682

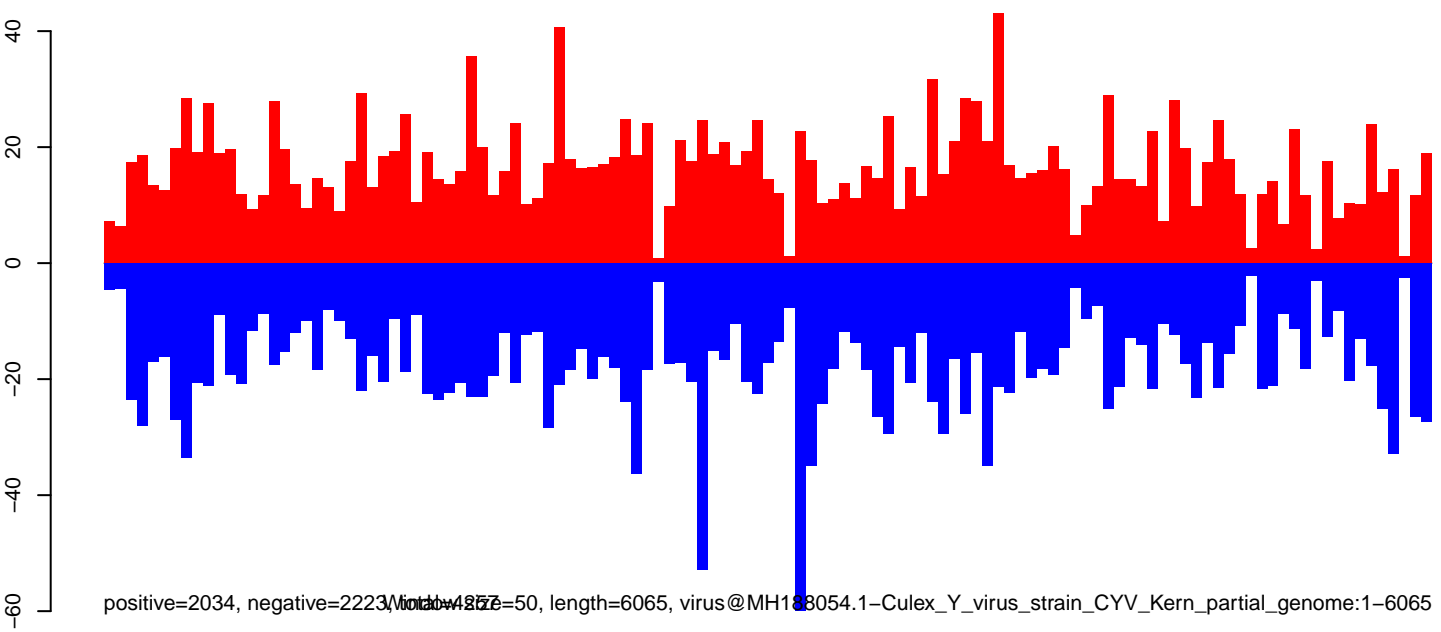
AeAeg_Aag2_DENV3.18_23.rep



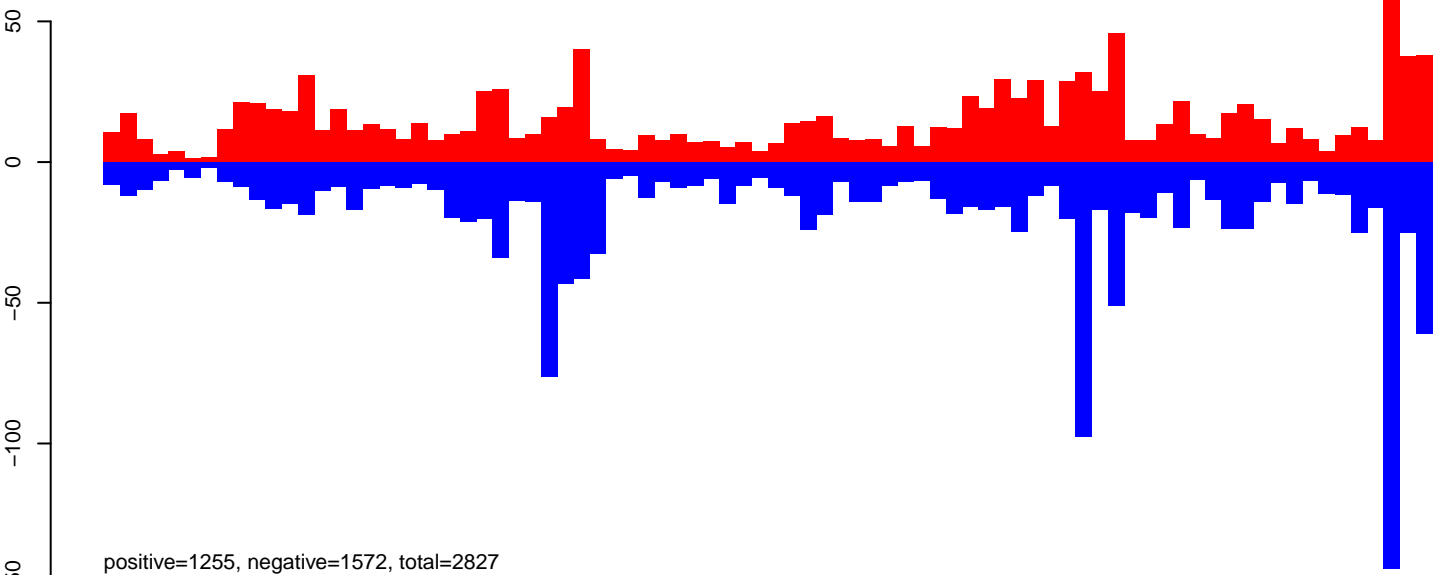
AeAeg_Aag2_DENV3.24_35.rep



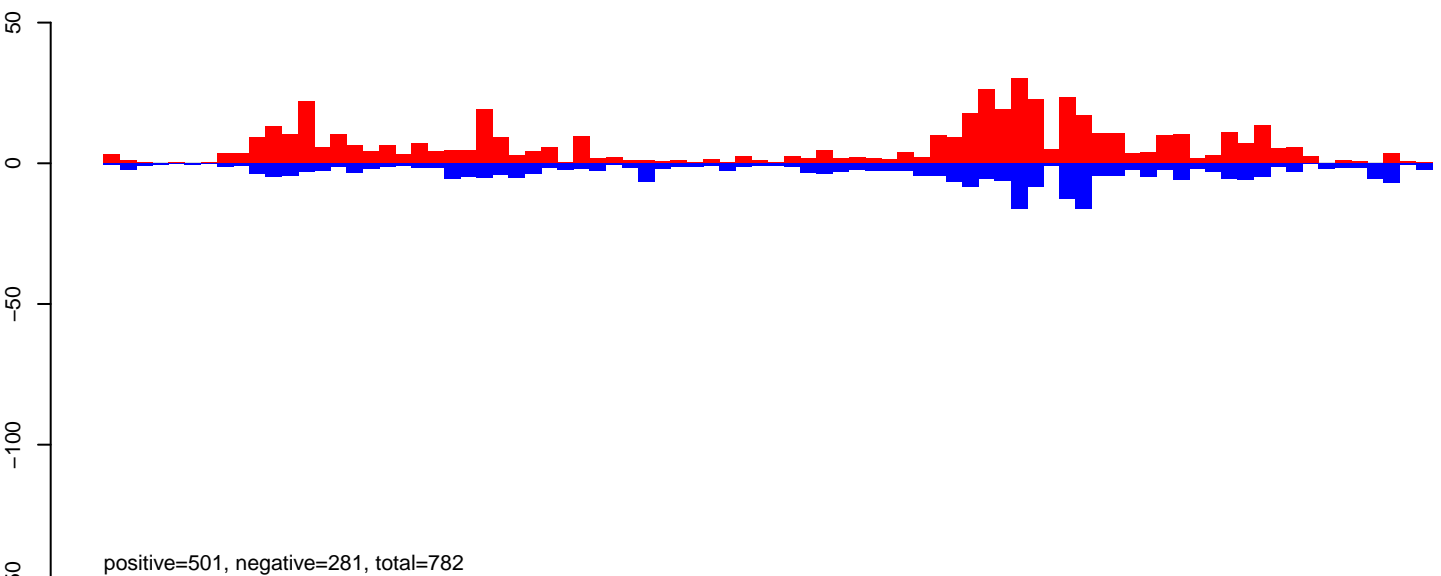
AeAeg_Aag2_DENV3.rep



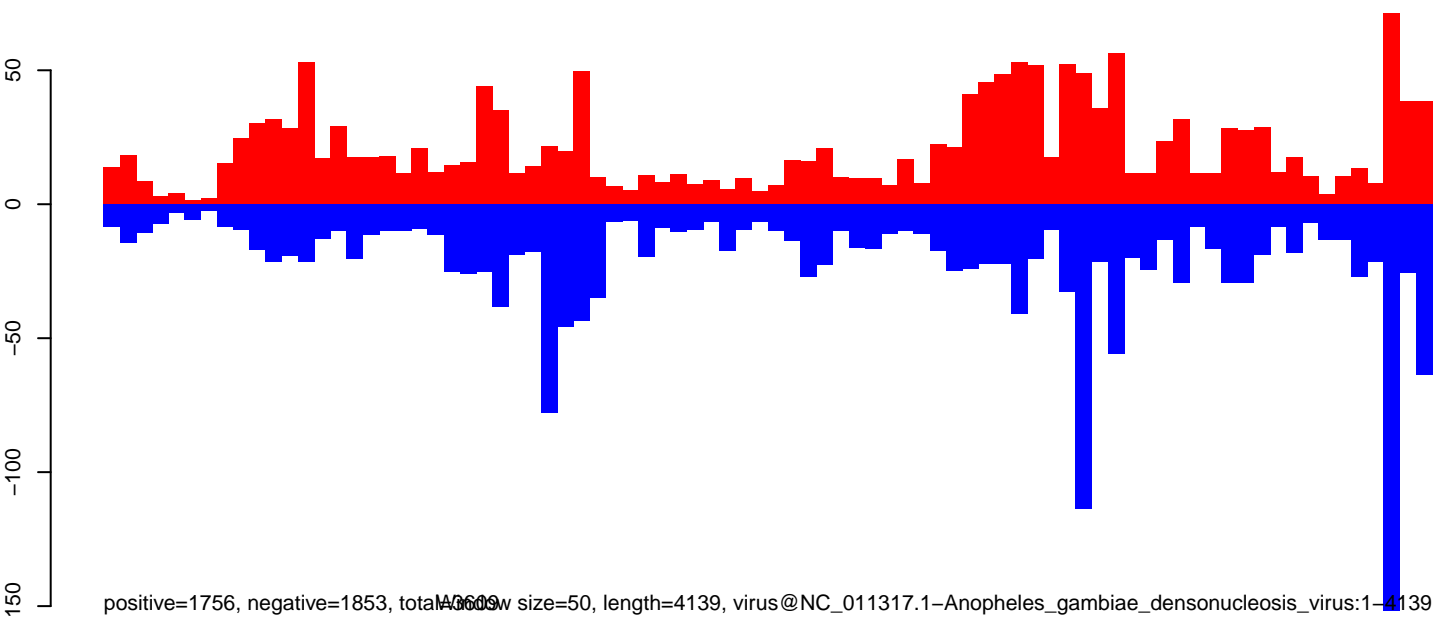
AeAeg_Aag2_DENV3.18_23.rep



AeAeg_Aag2_DENV3.24_35.rep

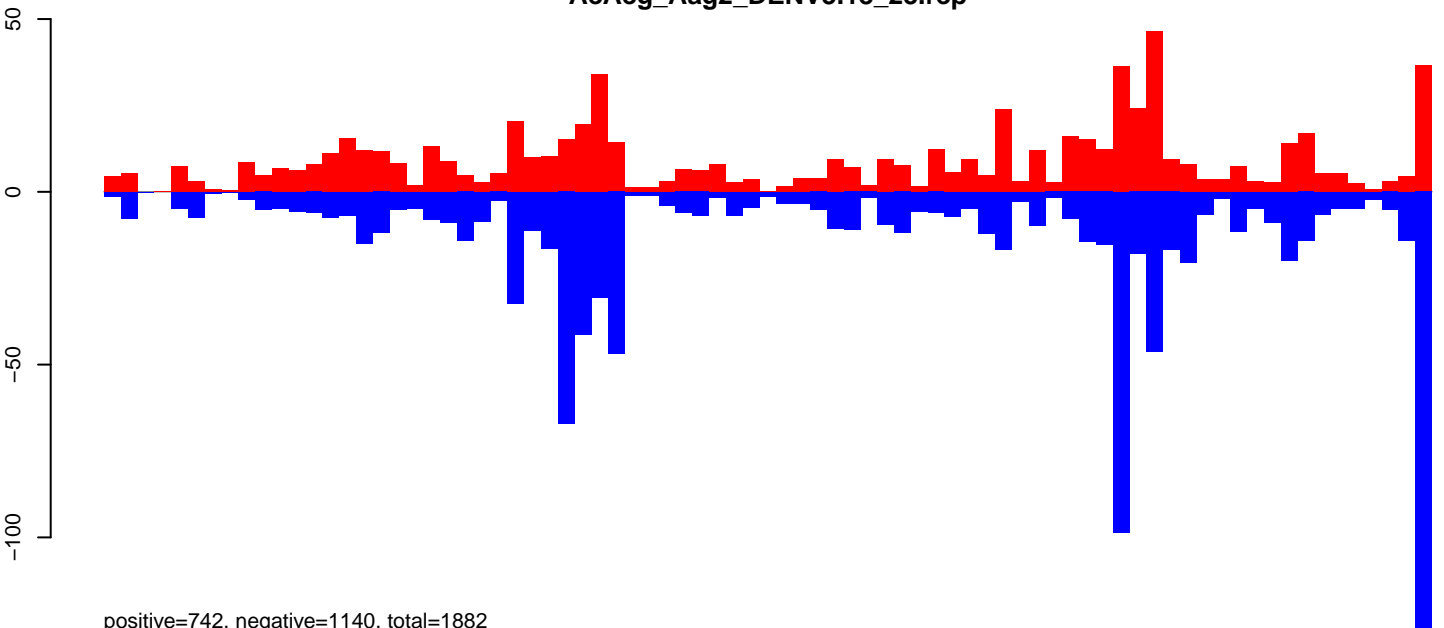


AeAeg_Aag2_DENV3.rep



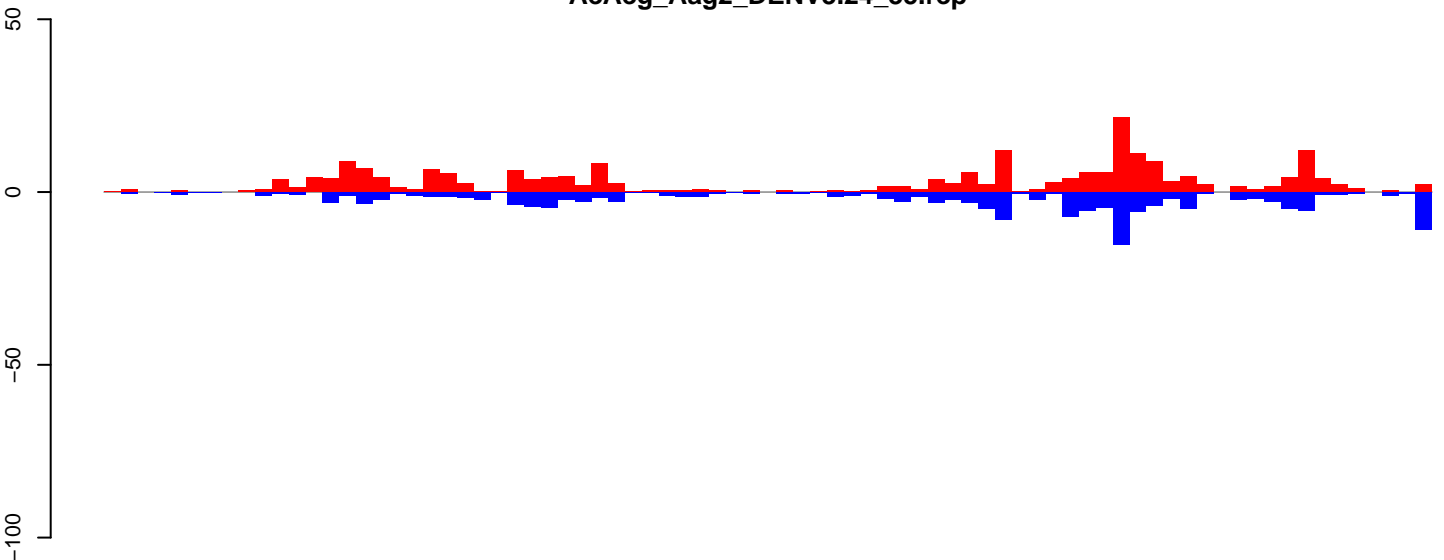
Window size=50, length=4139, virus@NC_011317.1-Anopheles_gambiae_denonucleosis_virus:1-4139

AeAeg_Aag2_DENV3.18_23.rep



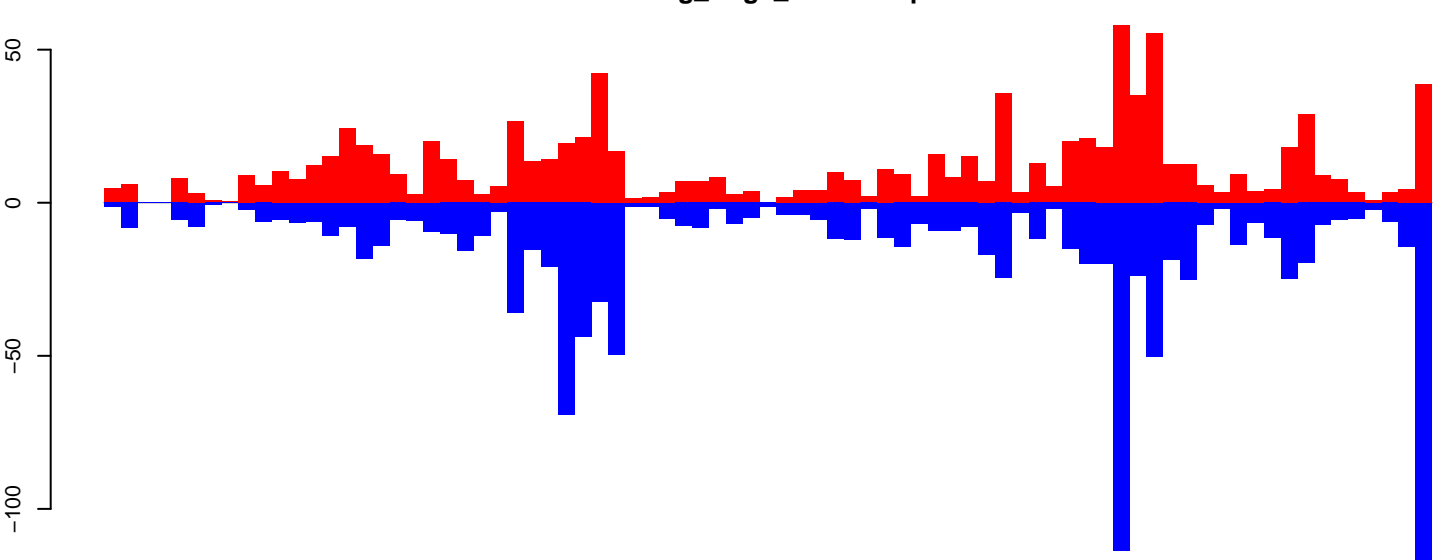
positive=742, negative=1140, total=1882

AeAeg_Aag2_DENV3.24_35.rep



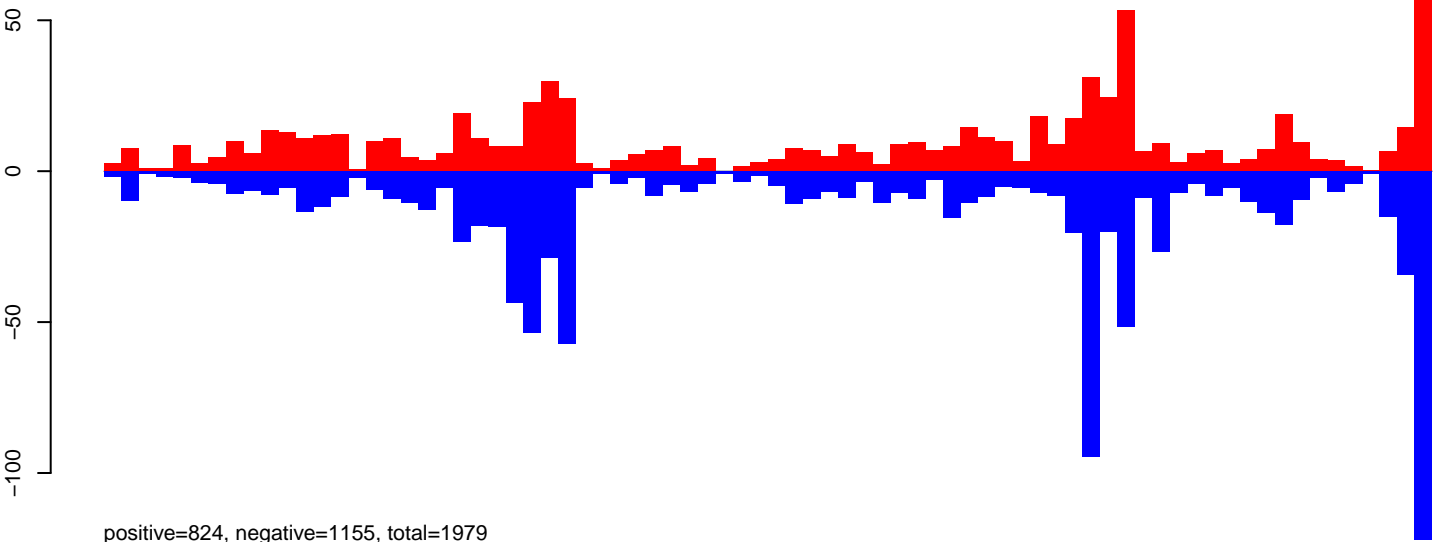
positive=221, negative=172, total=393

AeAeg_Aag2_DENV3.rep

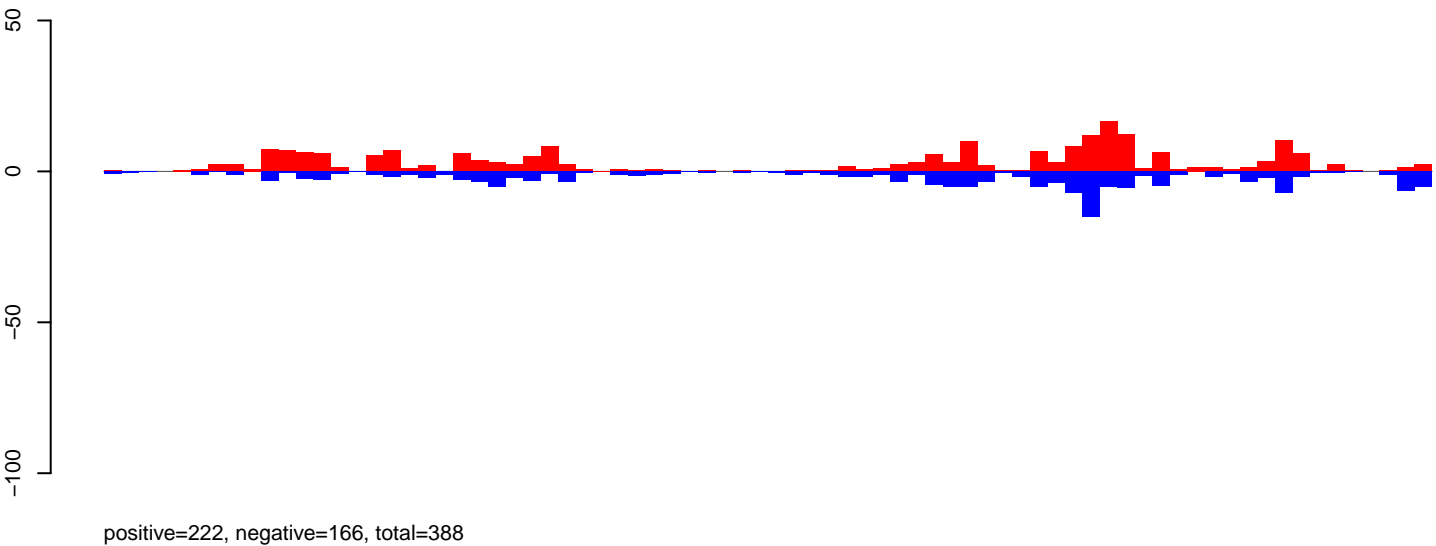


positive=963, negative=1312, total=2275, window size=50, length=3991, Virus@MH188044.1-Culex_densovirus_strain_CDenV_Madera-3:1-3991

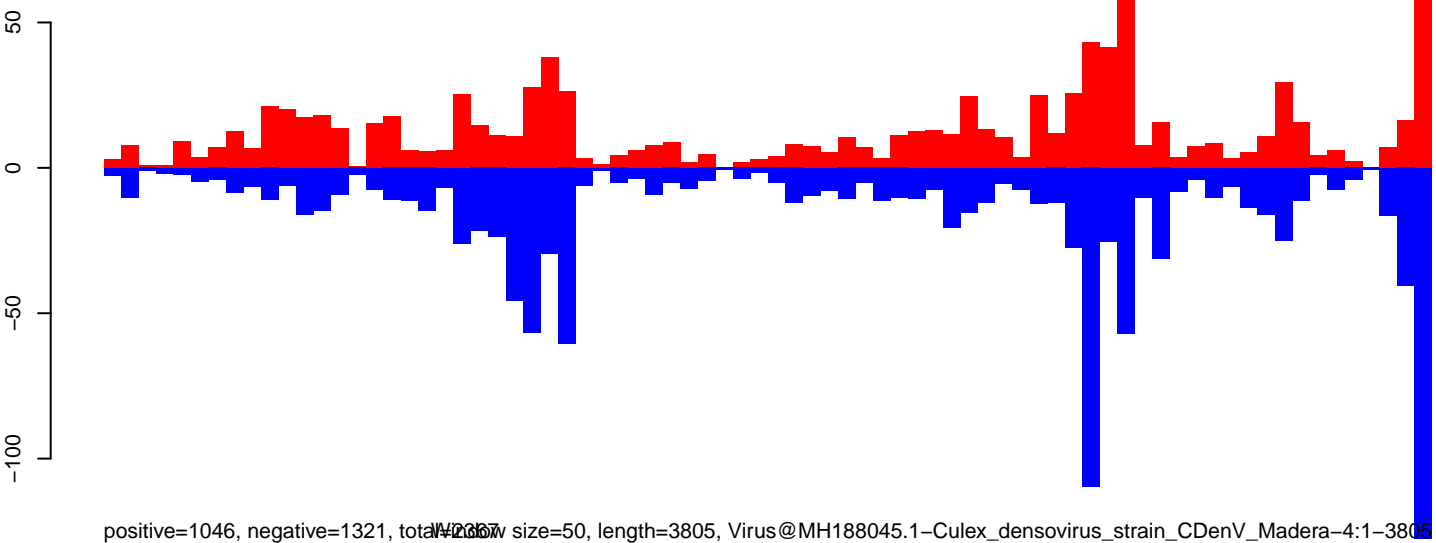
AeAeg_Aag2_DENV3.18_23.rep



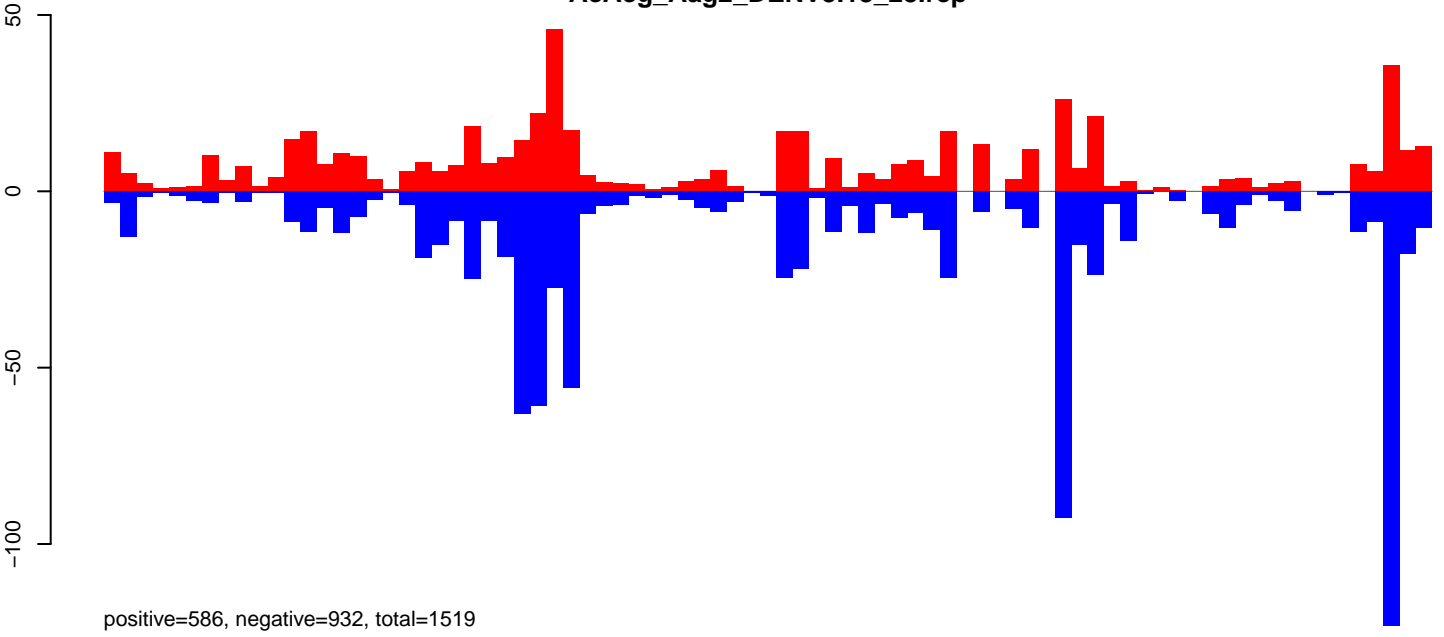
AeAeg_Aag2_DENV3.24_35.rep



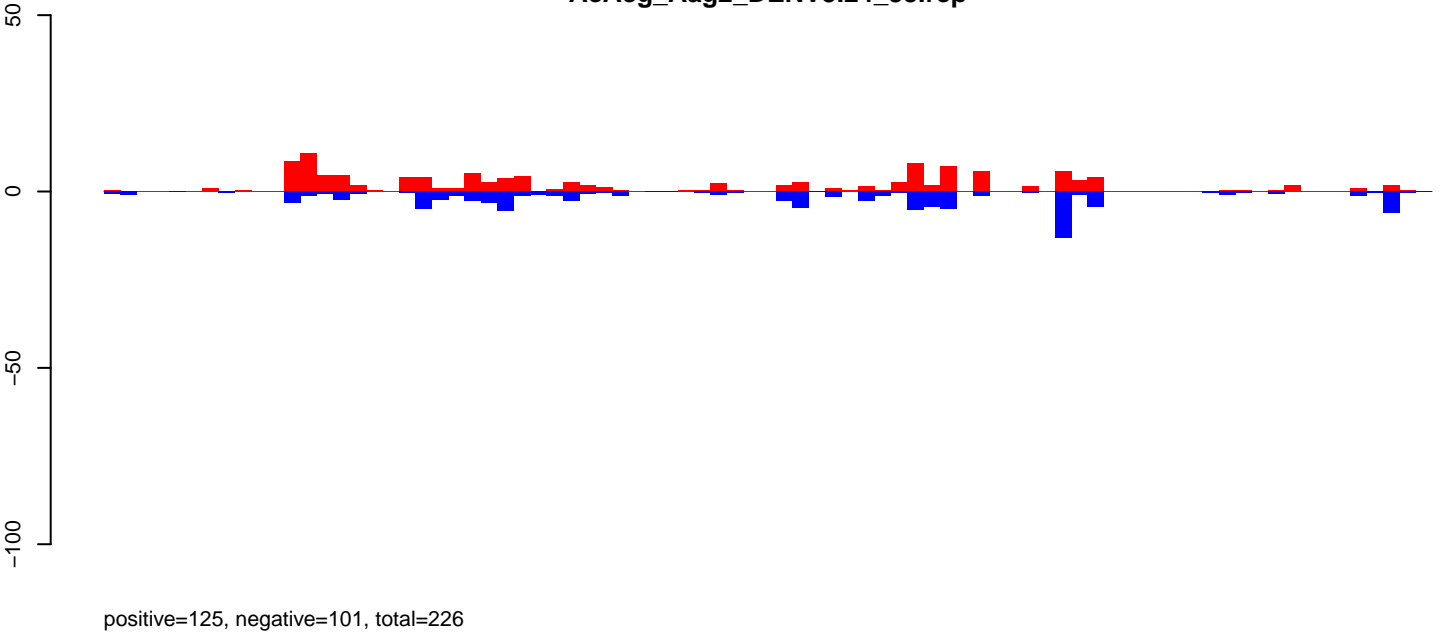
AeAeg_Aag2_DENV3.rep



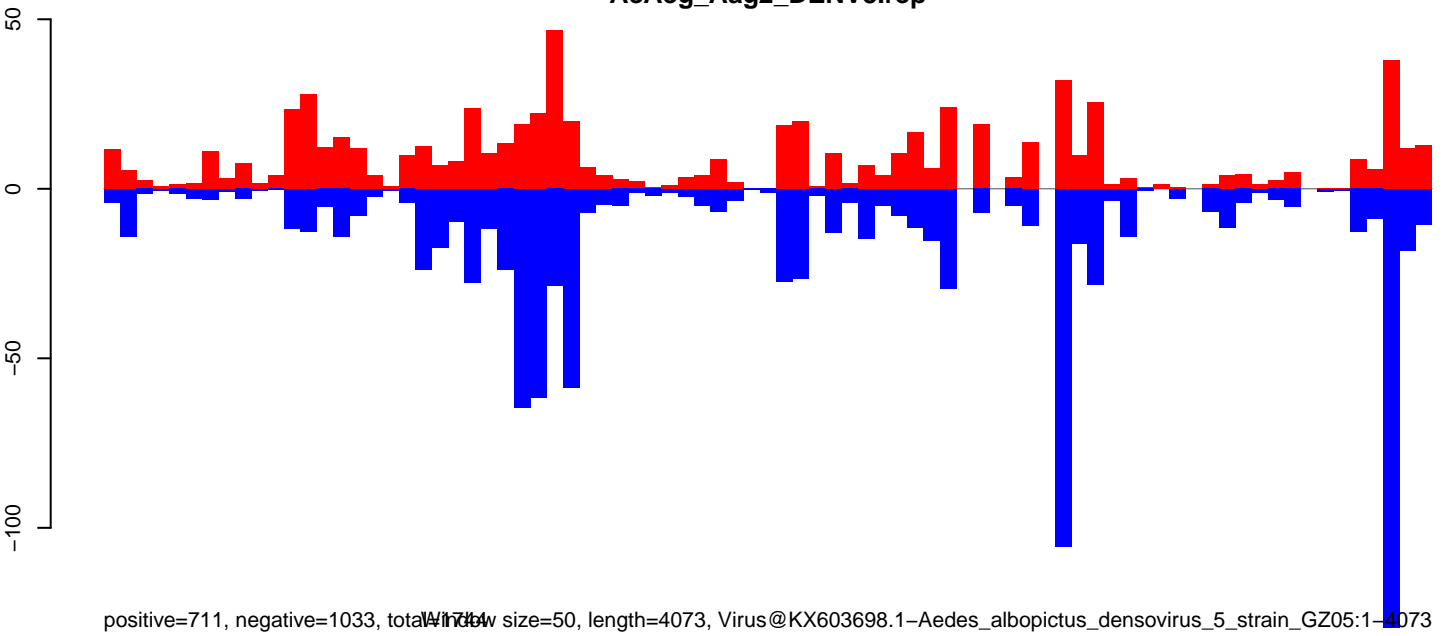
AeAeg_Aag2_DENV3.18_23.rep



AeAeg_Aag2_DENV3.24_35.rep

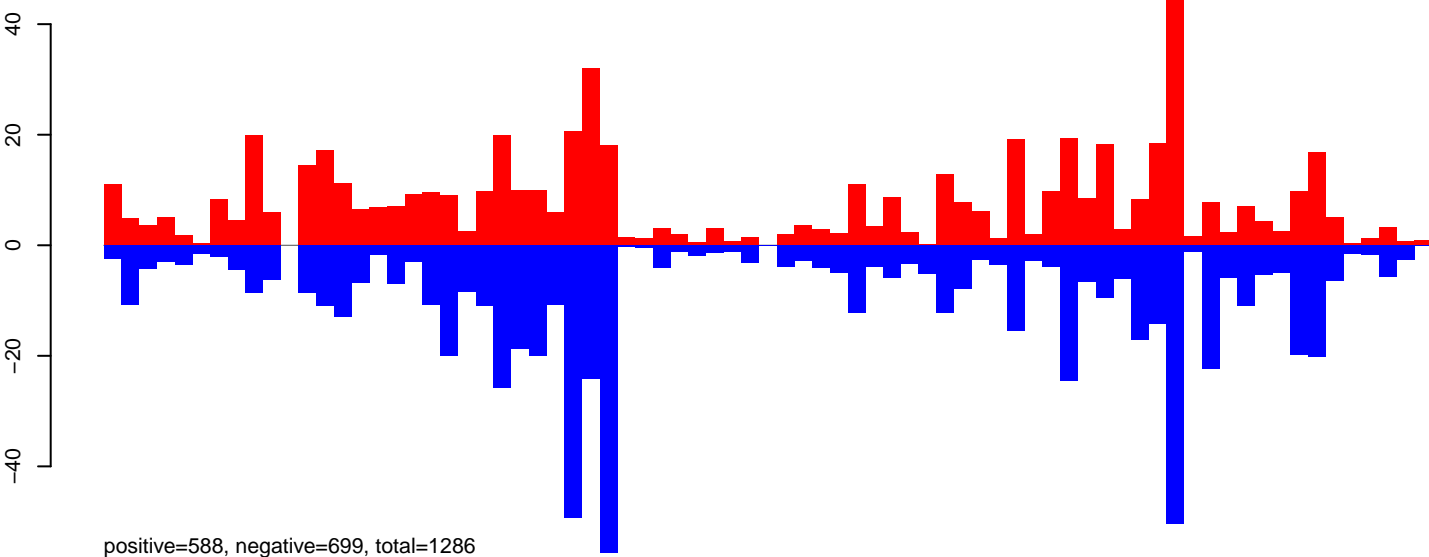


AeAeg_Aag2_DENV3.rep

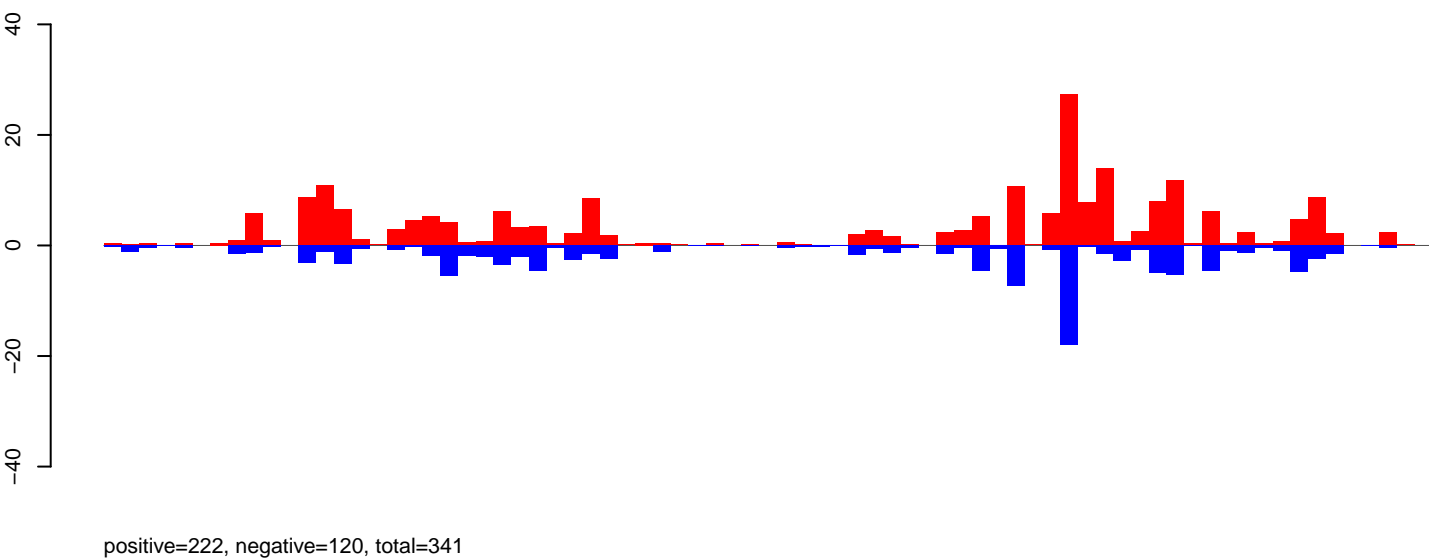


Window size=50, length=4073, Virus@KX603698.1-Aedes albopictus densovirus_5_strain_GZ05:1-4073

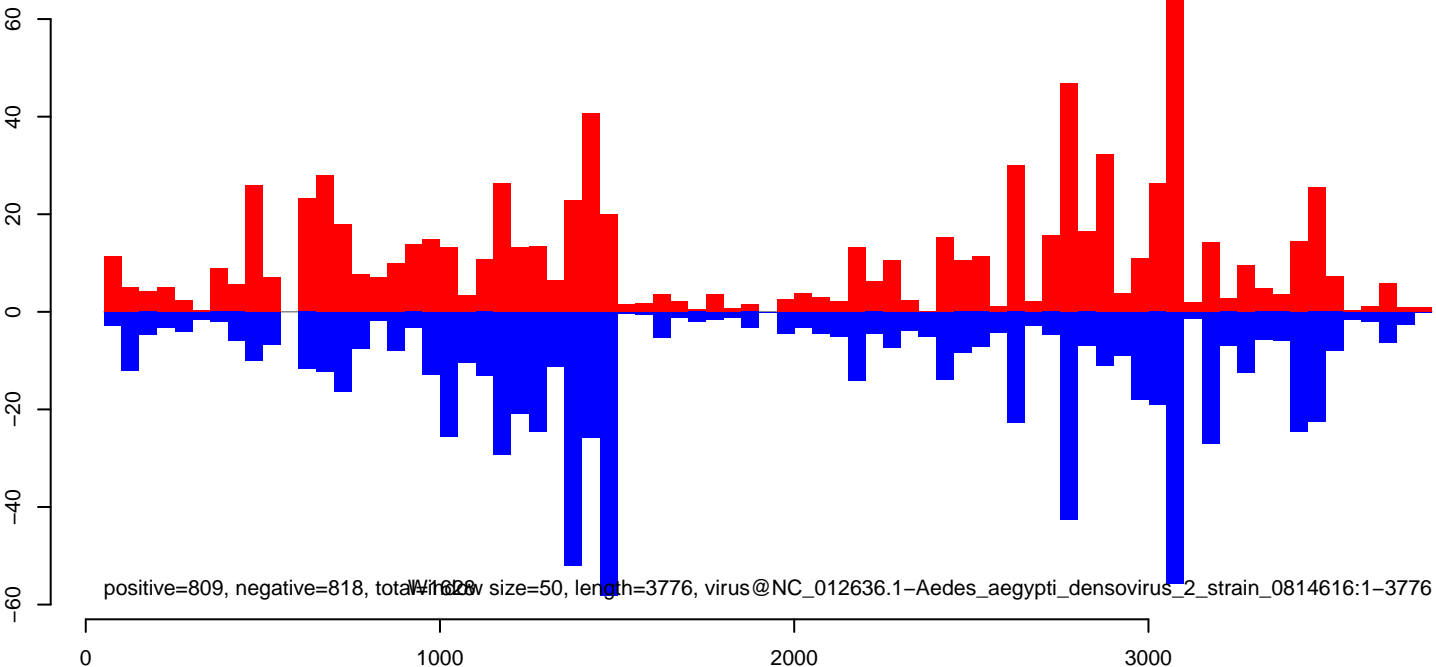
AeAeg_Aag2_DENV3.18_23.rep



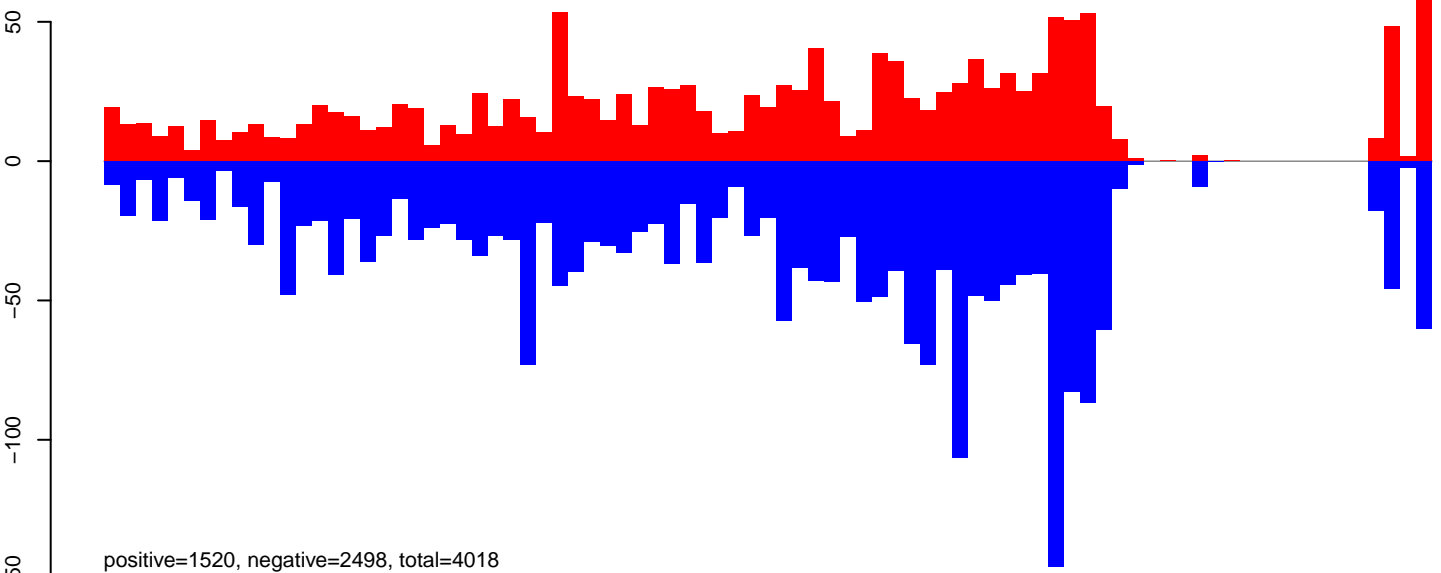
AeAeg_Aag2_DENV3.24_35.rep



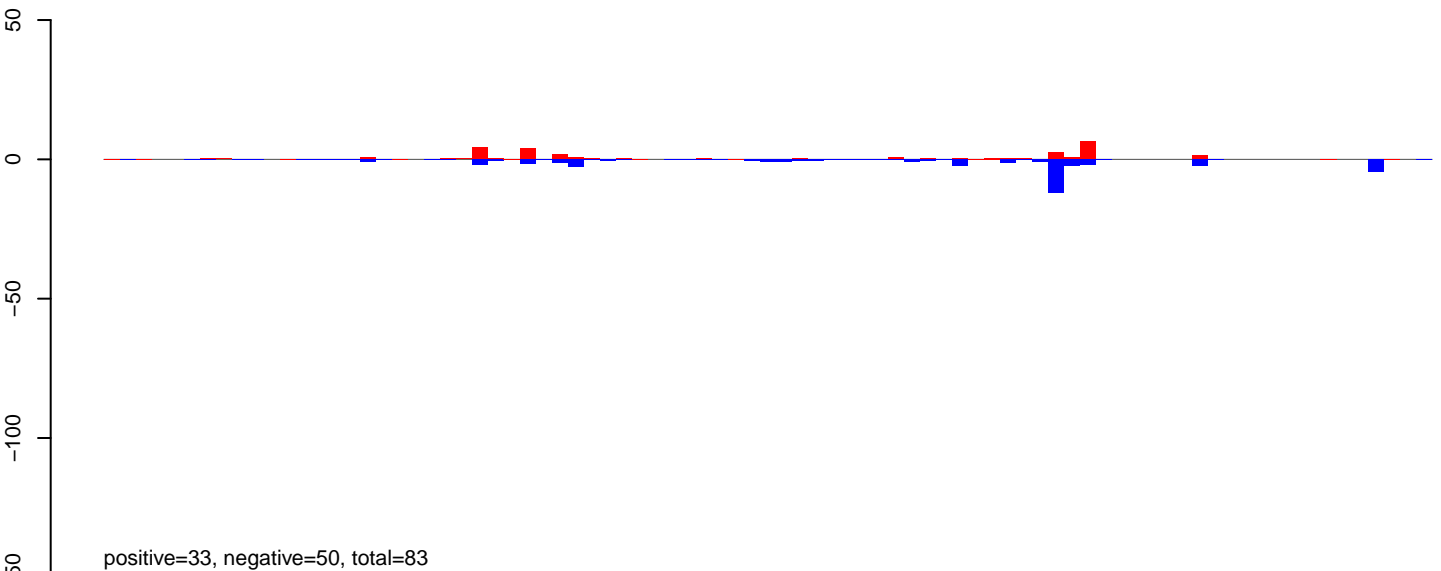
AeAeg_Aag2_DENV3.rep



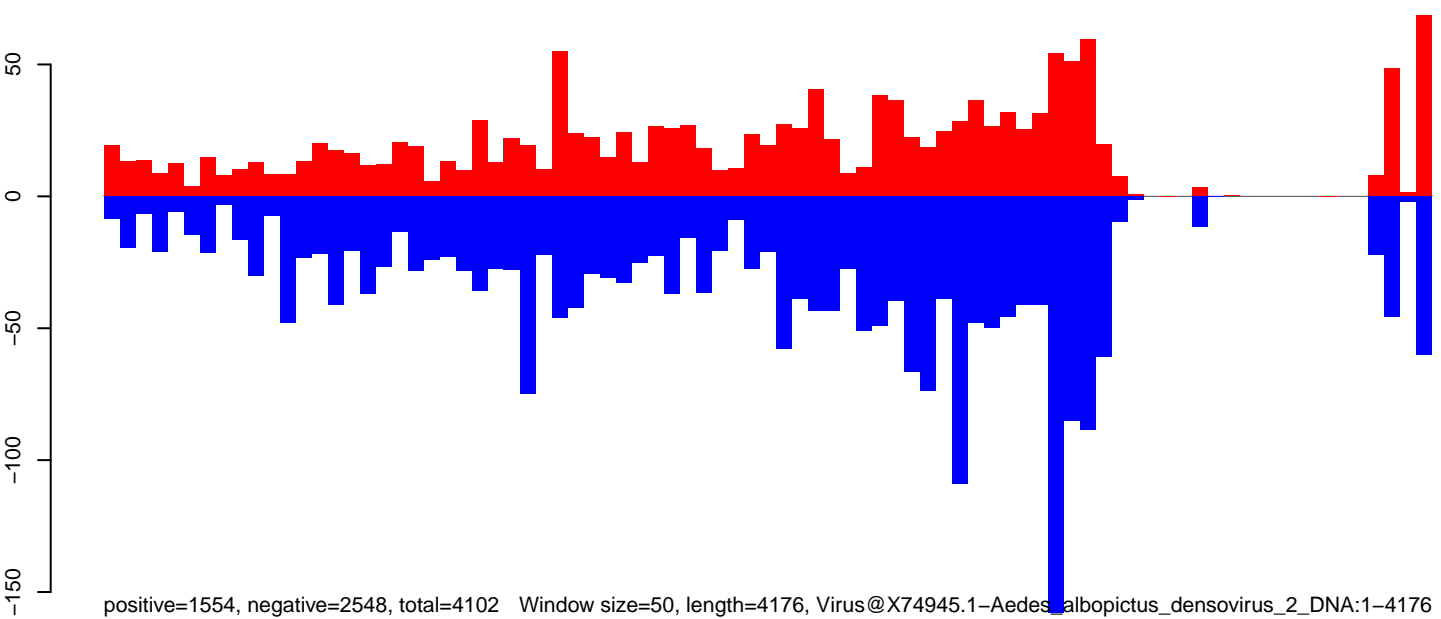
AeAeg_Aag2_DENV3.18_23.rep



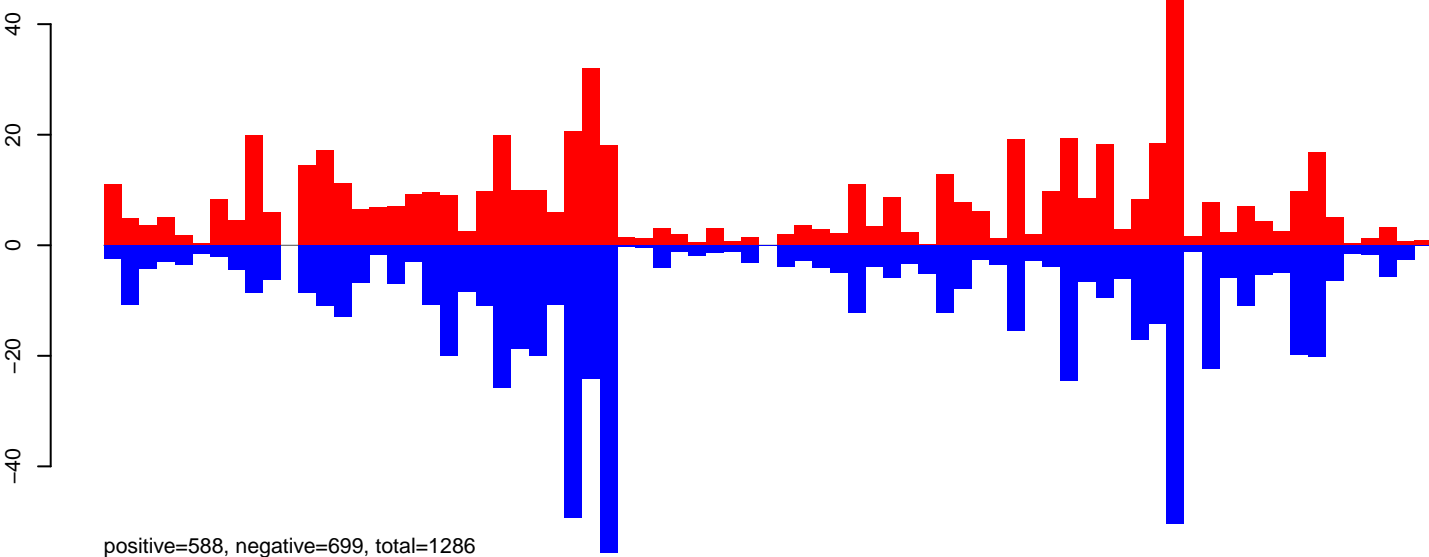
AeAeg_Aag2_DENV3.24_35.rep



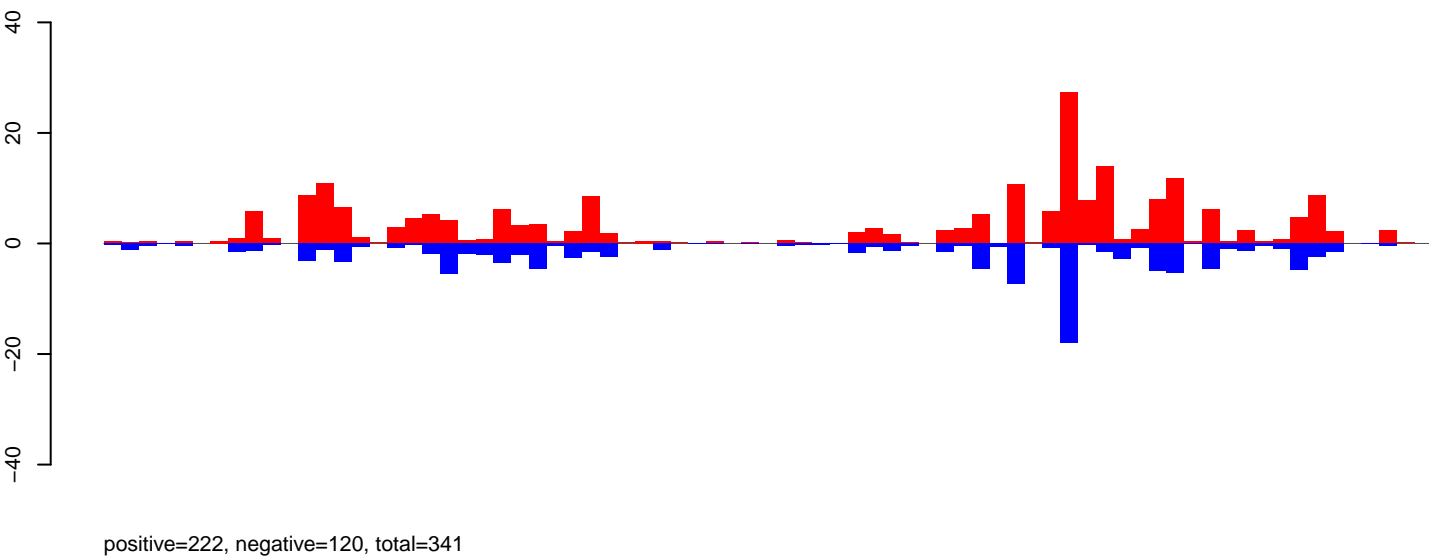
AeAeg_Aag2_DENV3.rep



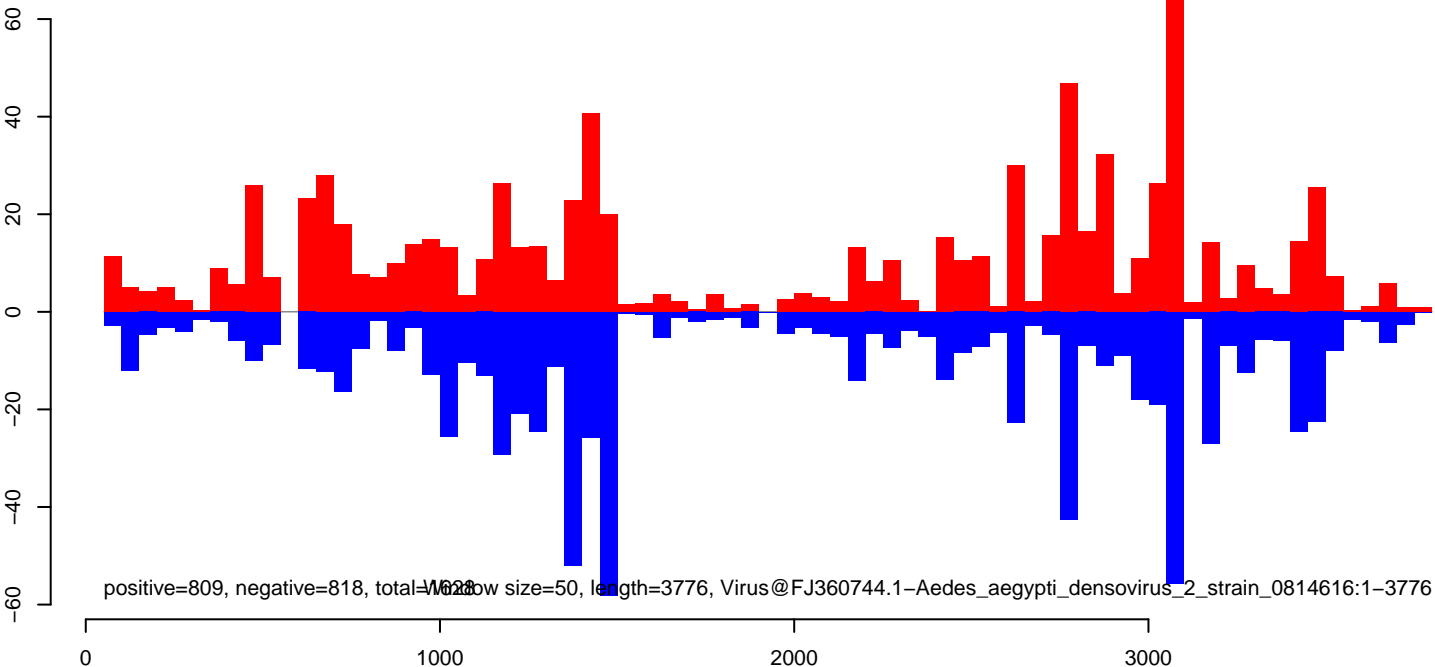
AeAeg_Aag2_DENV3.18_23.rep



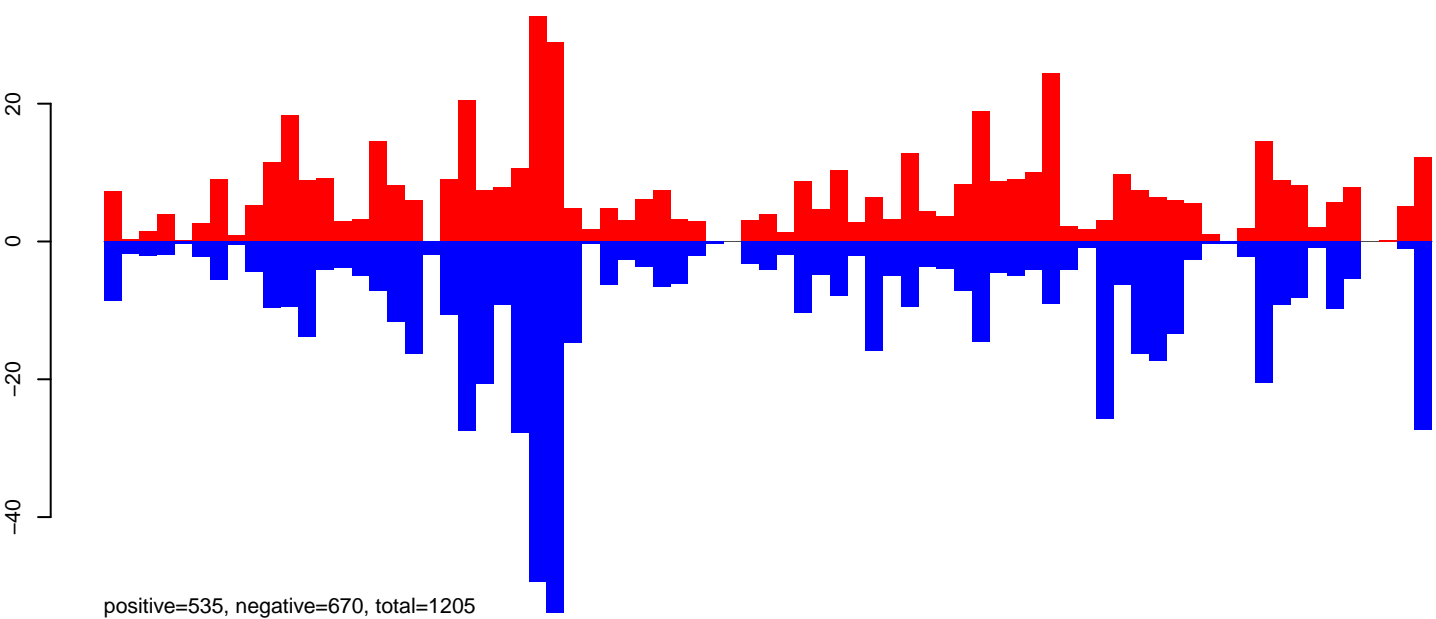
AeAeg_Aag2_DENV3.24_35.rep



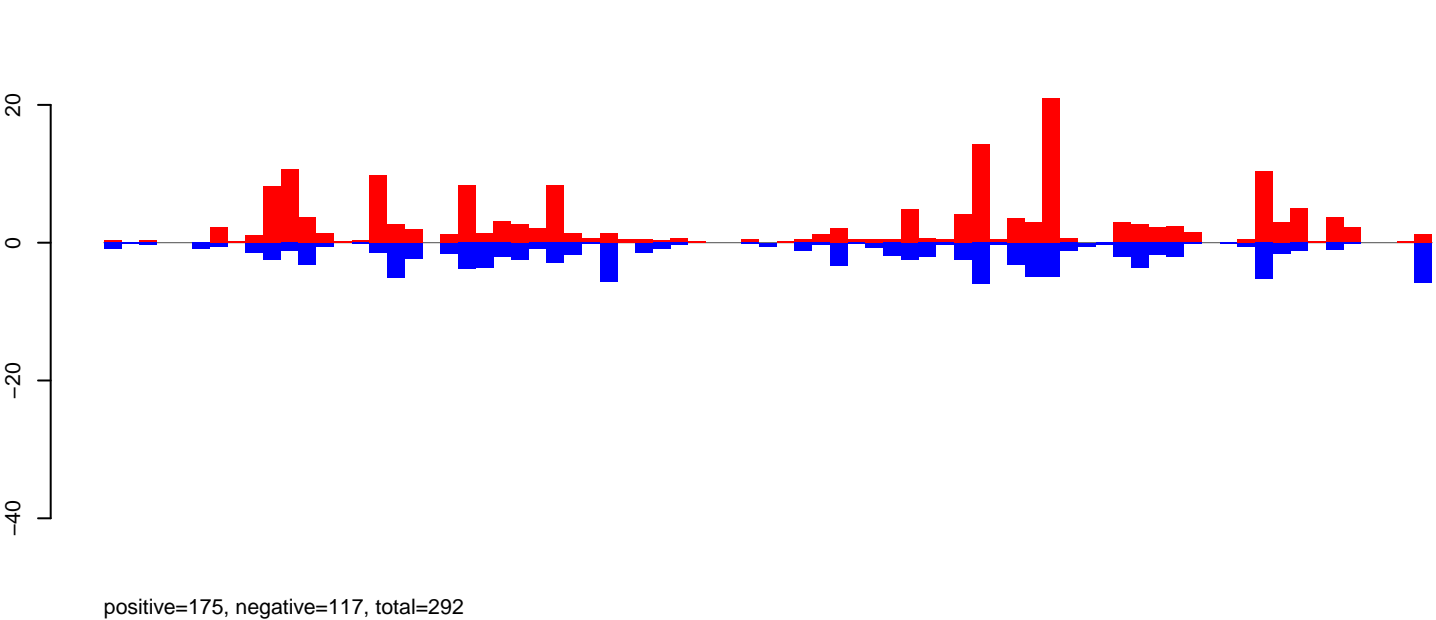
AeAeg_Aag2_DENV3.rep



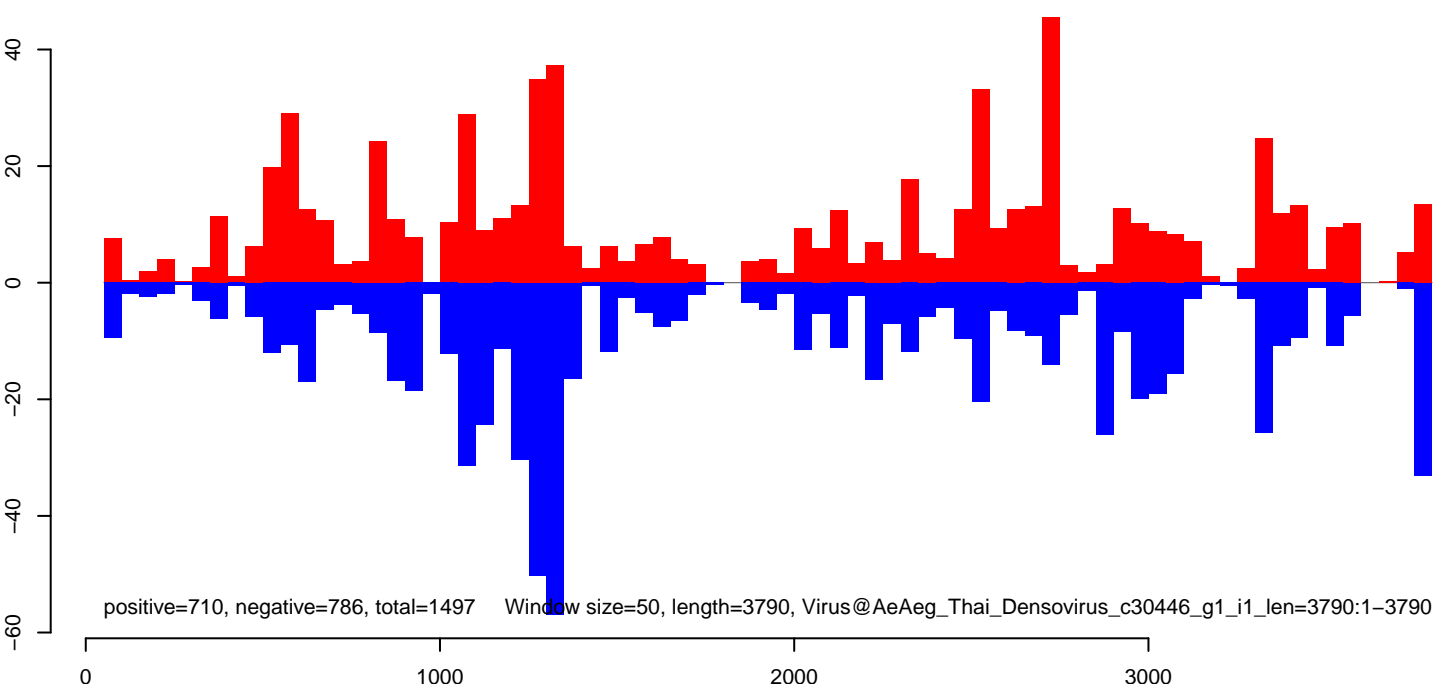
AeAeg_Aag2_DENV3.18_23.rep



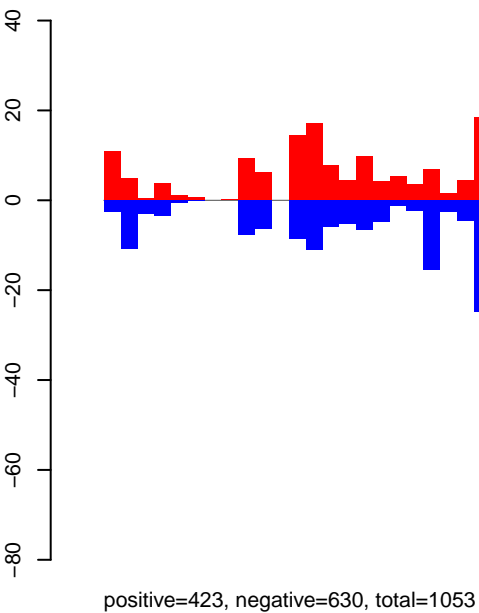
AeAeg_Aag2_DENV3.24_35.rep



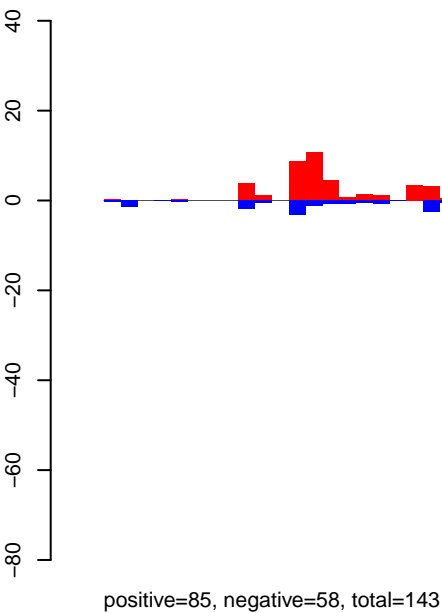
AeAeg_Aag2_DENV3.rep



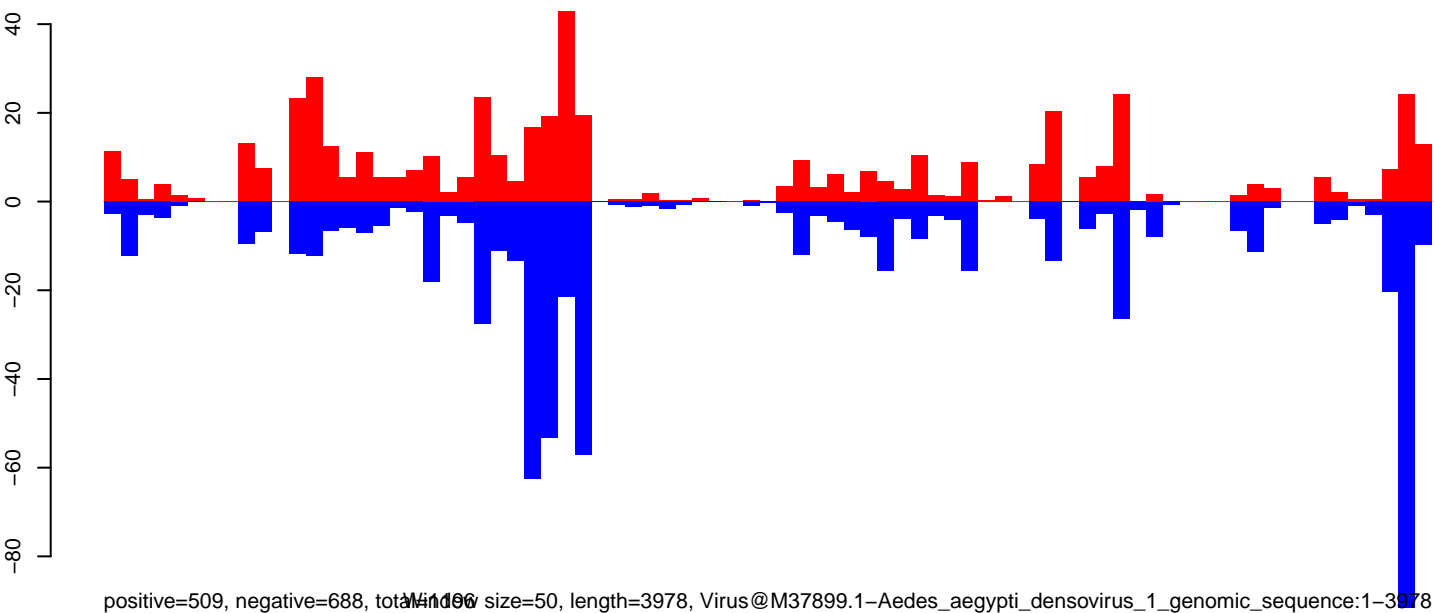
AeAeg_Aag2_DENV3.18_23.rep



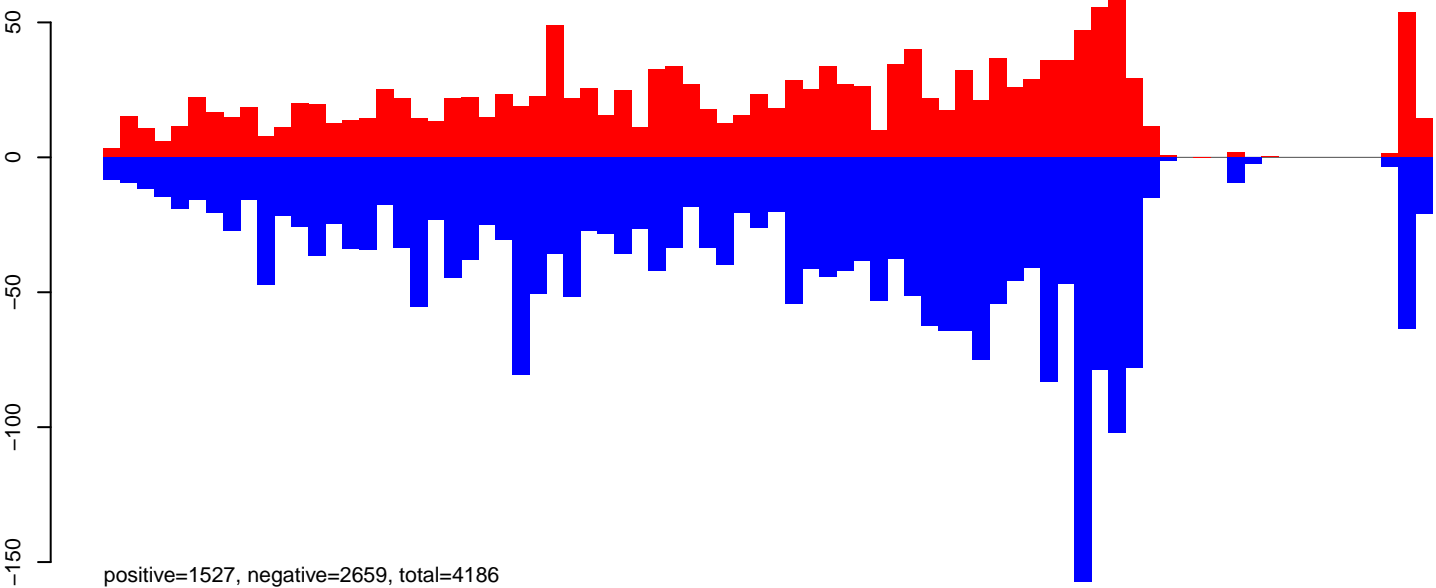
AeAeg_Aag2_DENV3.24_35.rep



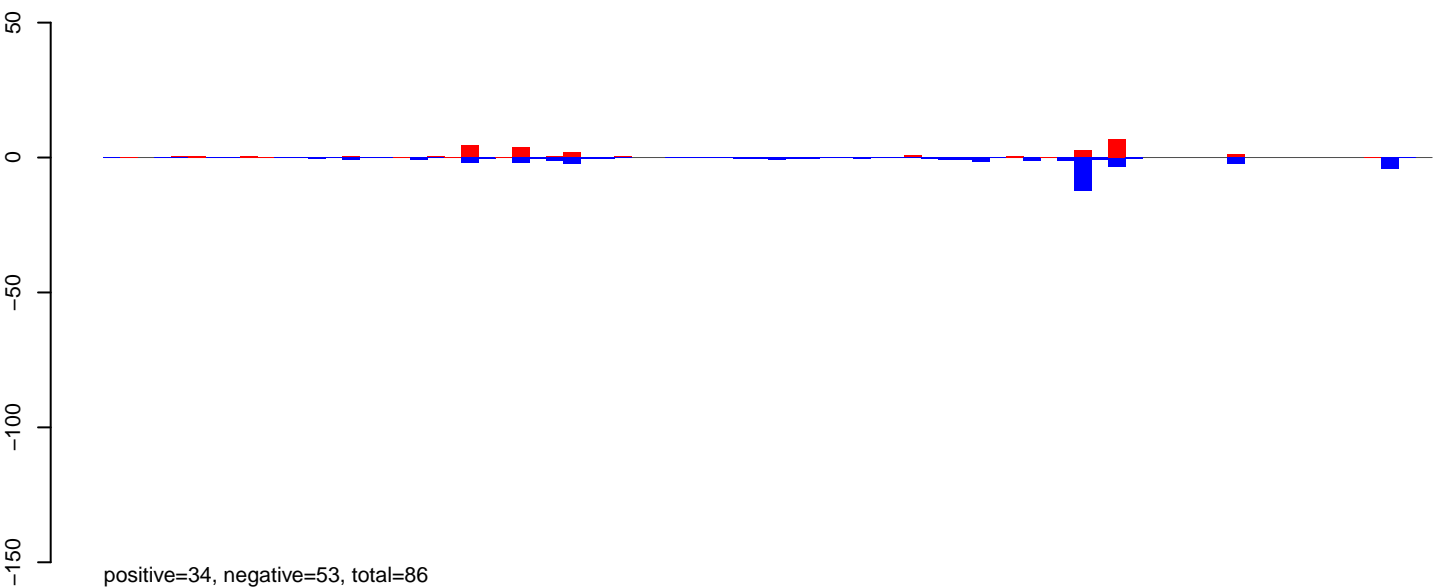
AeAeg_Aag2_DENV3.rep



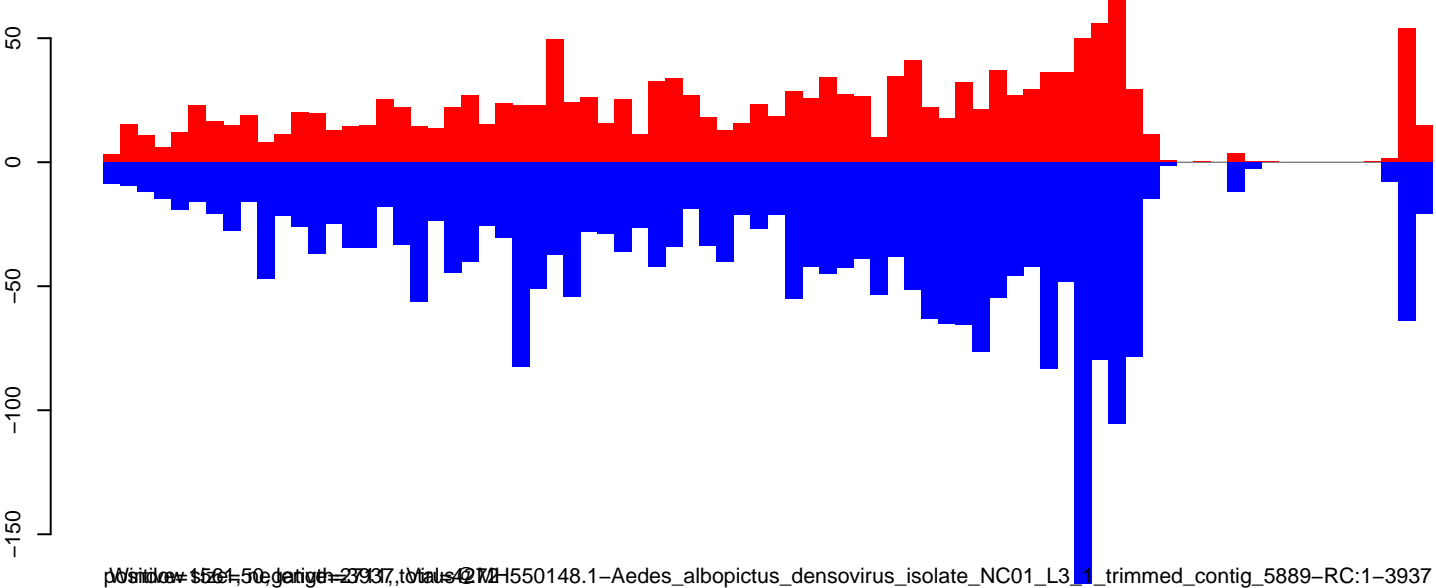
AeAeg_Aag2_DENV3.18_23.rep



AeAeg_Aag2_DENV3.24_35.rep



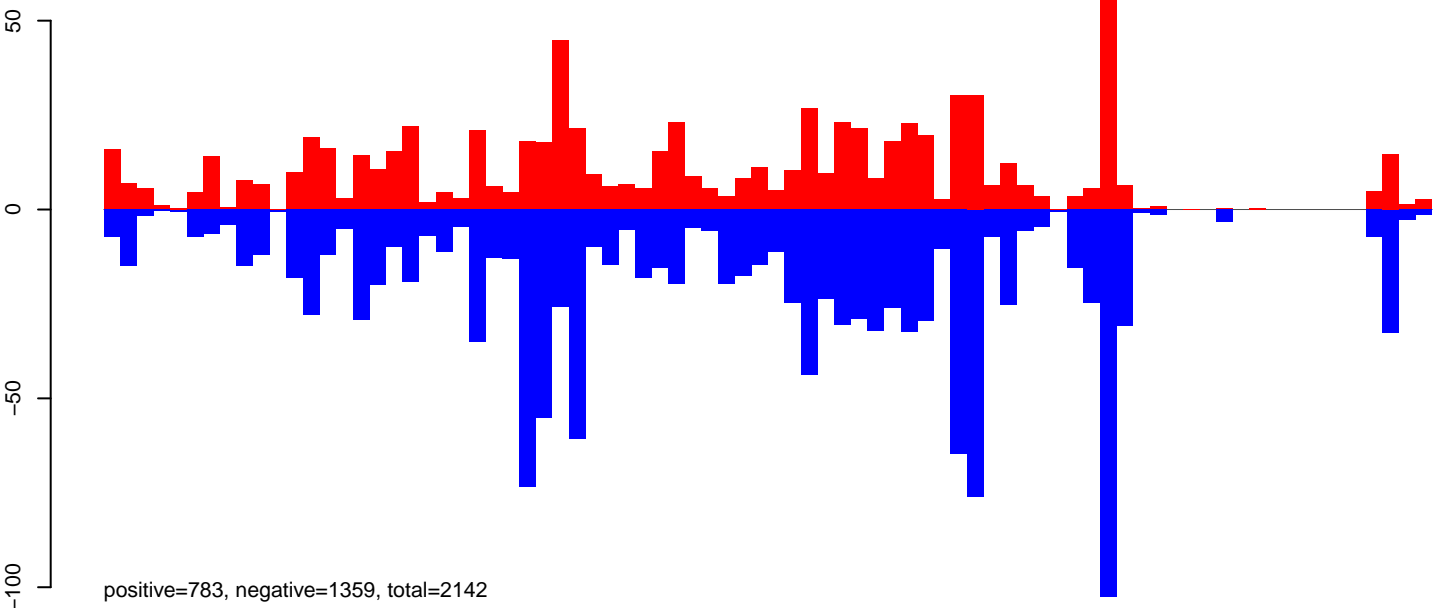
AeAeg_Aag2_DENV3.rep



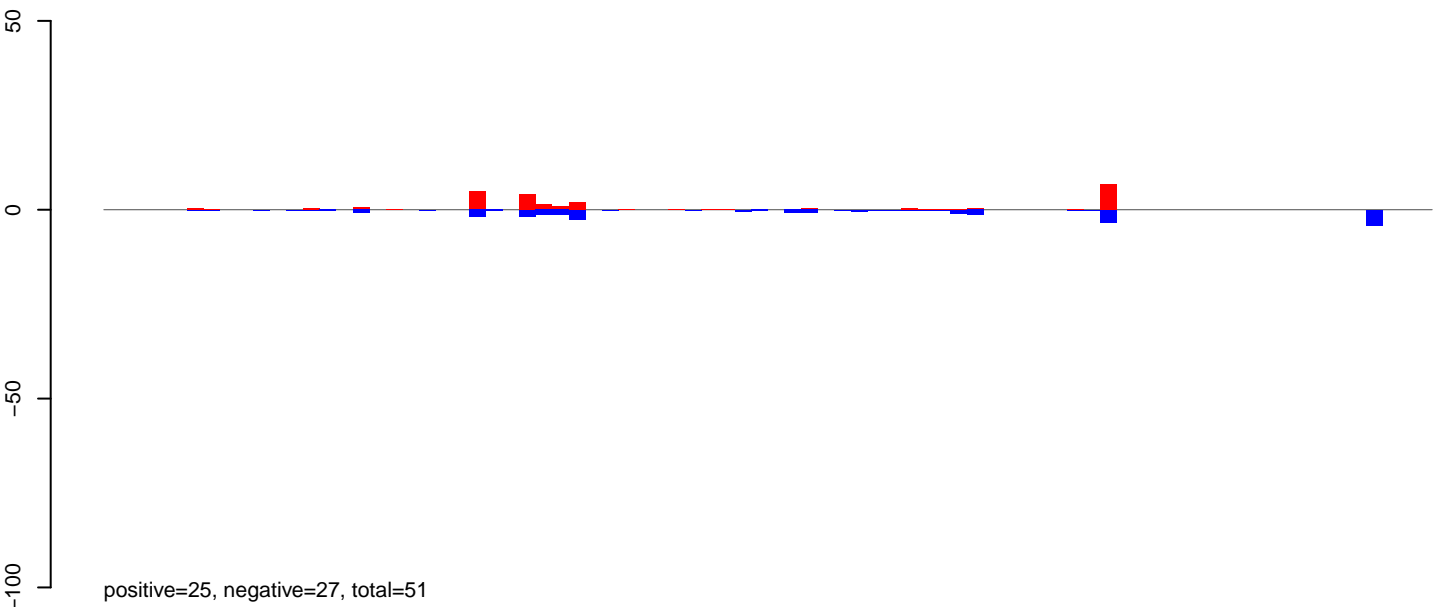
H550148.1-Aedes albopictus_densovirus_isolate_NC01_L3_1_trimmed_contig_5889-RC:1-3937

0 1000 2000 3000 4000

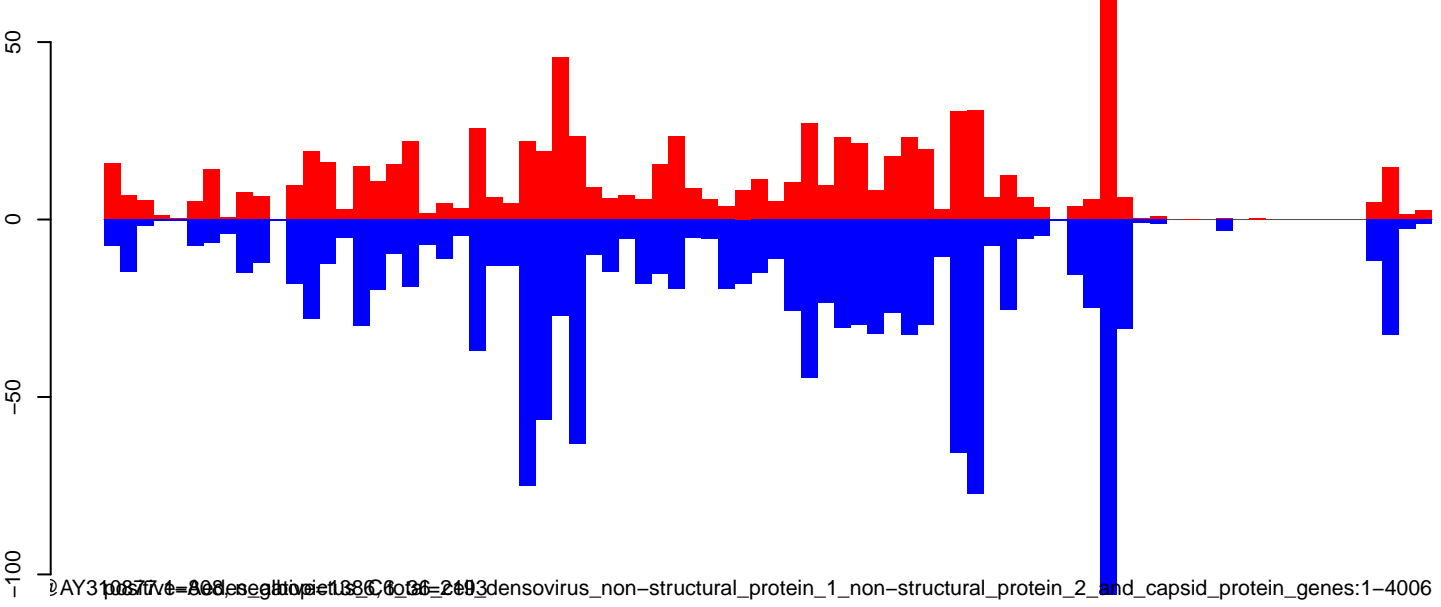
AeAeg_Aag2_DENV3.18_23.rep



AeAeg_Aag2_DENV3.24_35.rep



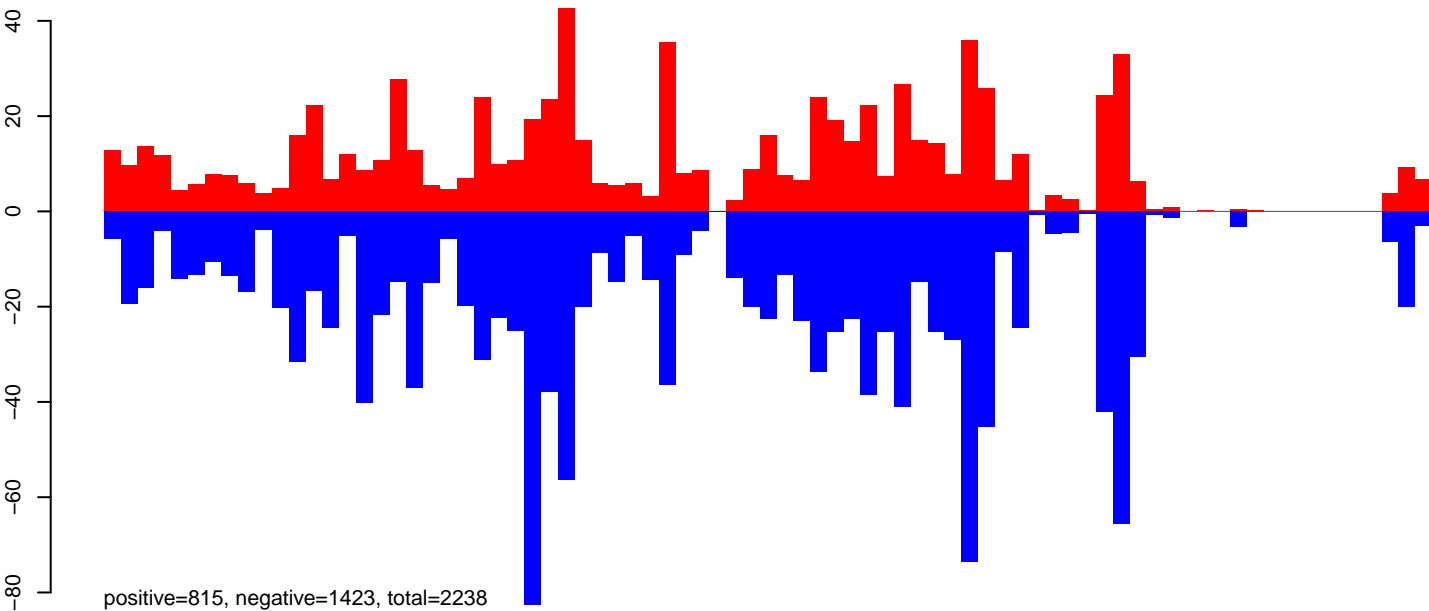
AeAeg_Aag2_DENV3.rep



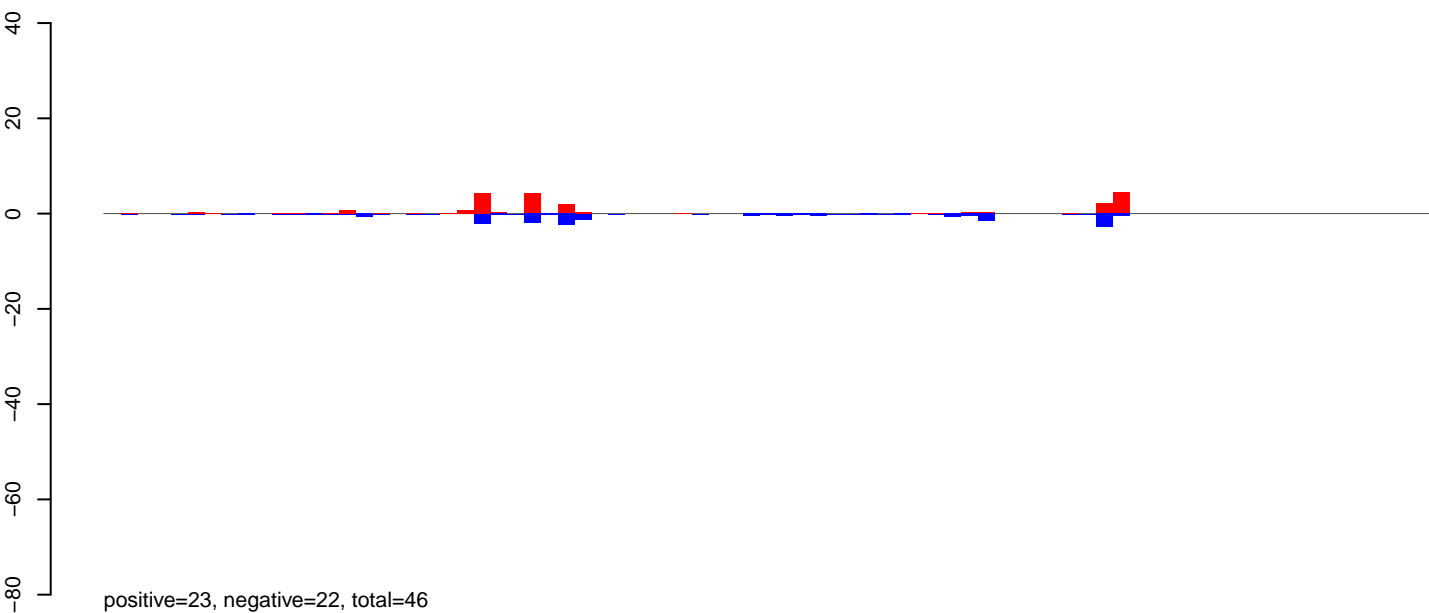
AY310874-808, seg10, 1836, 0, 2193, dengovirus_non-structural_protein_1_non-structural_protein_2_and_capsid_protein_genes:1-4006

0 1000 2000 3000 4000

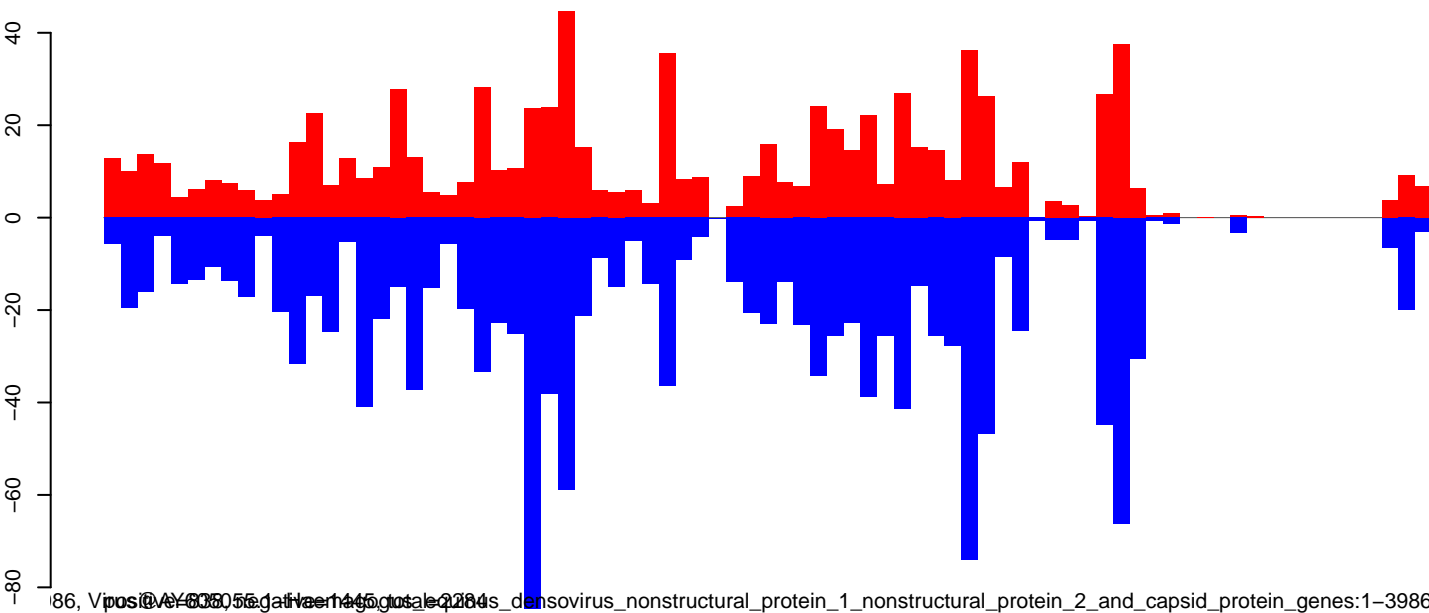
AeAeg_Aag2_DENV3.18_23.rep



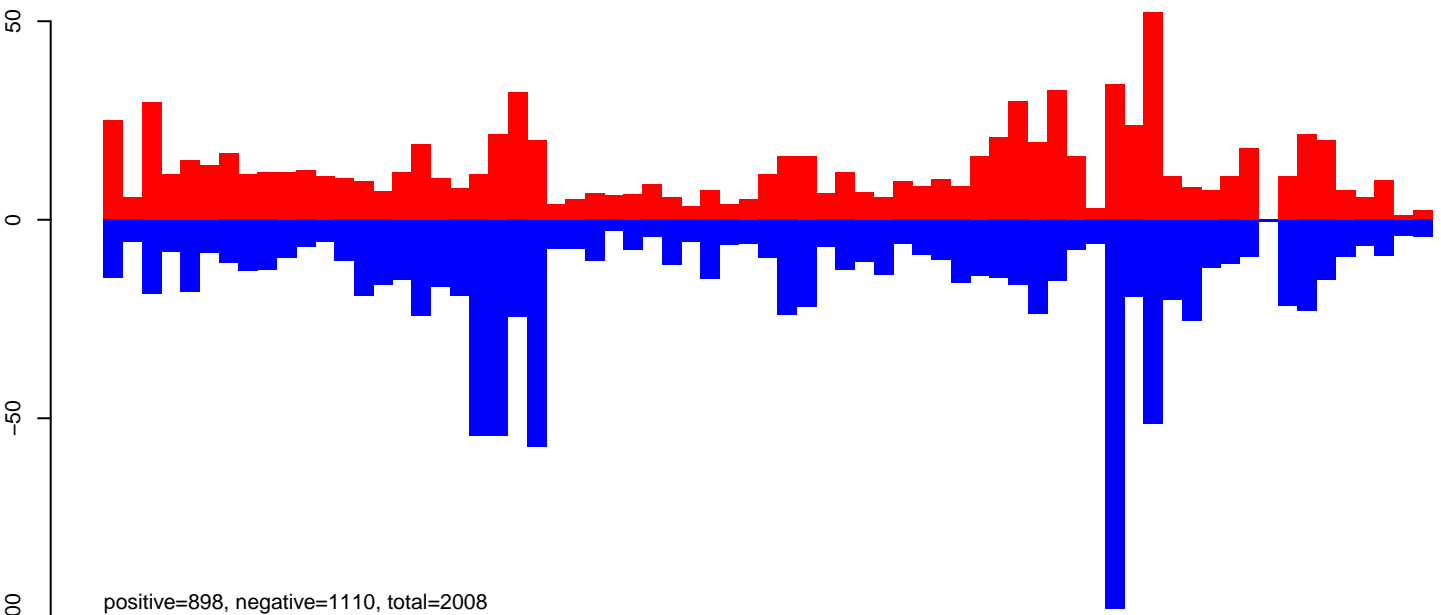
AeAeg_Aag2_DENV3.24_35.rep



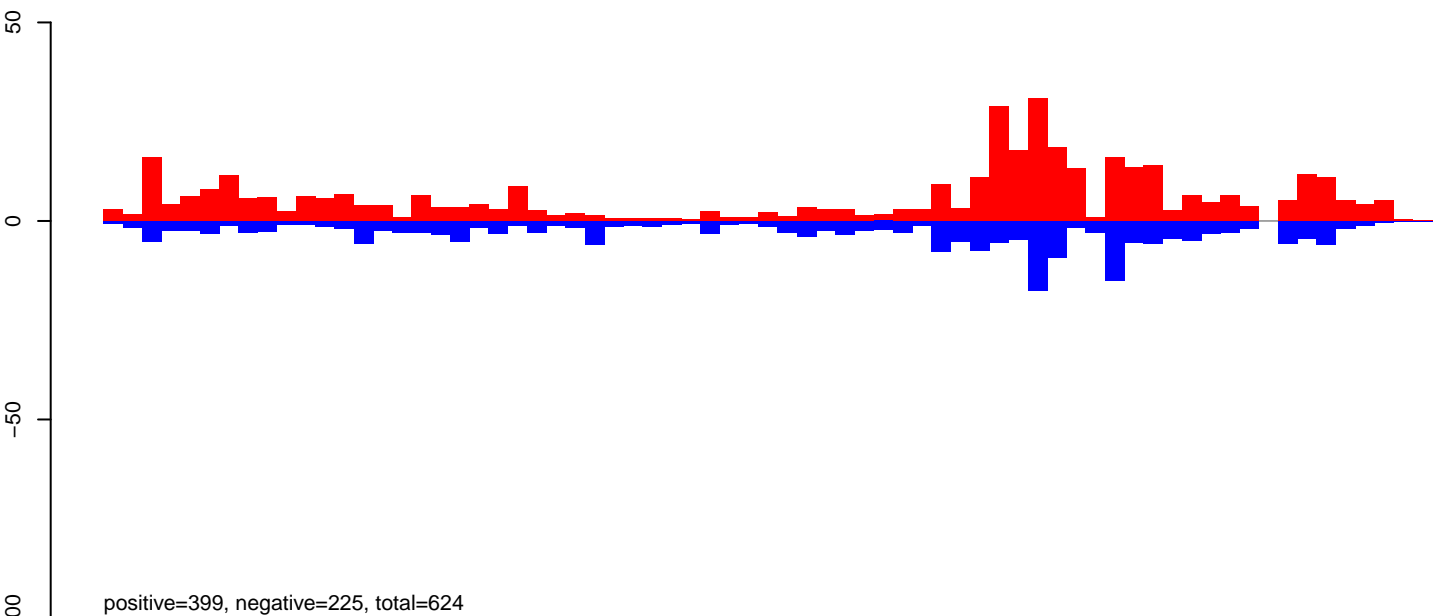
AeAeg_Aag2_DENV3.rep



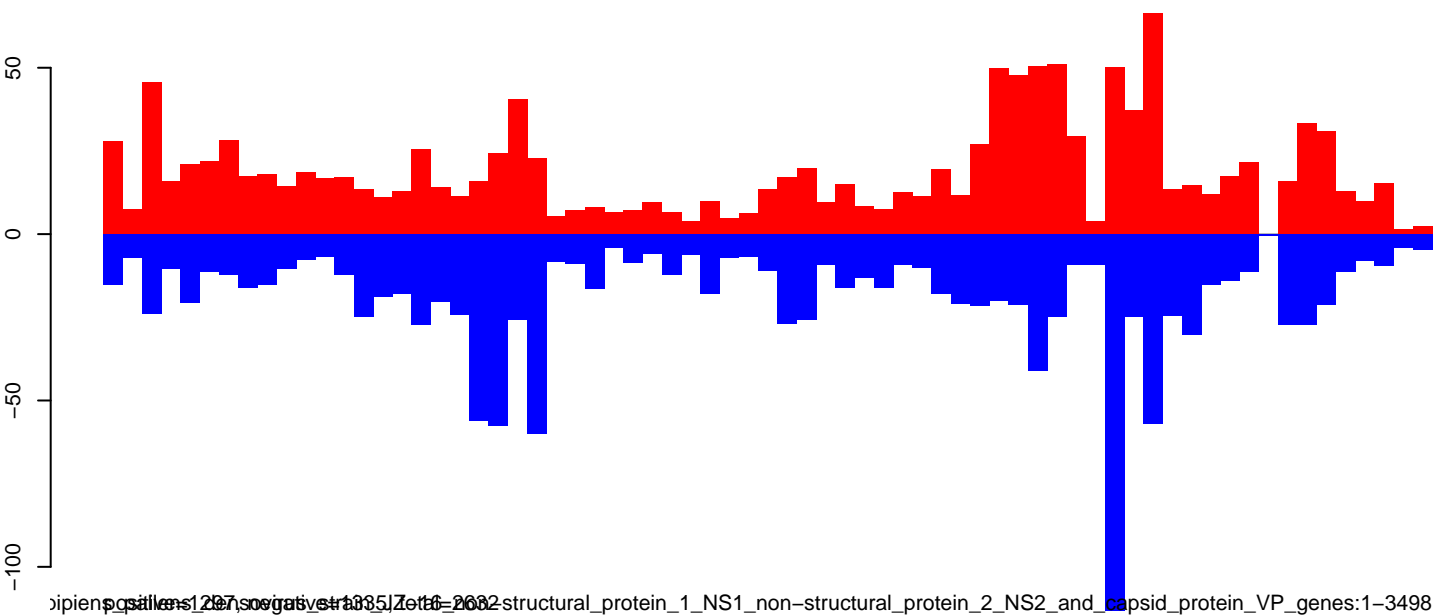
AeAeg_Aag2_DENV3.18_23.rep



AeAeg_Aag2_DENV3.24_35.rep

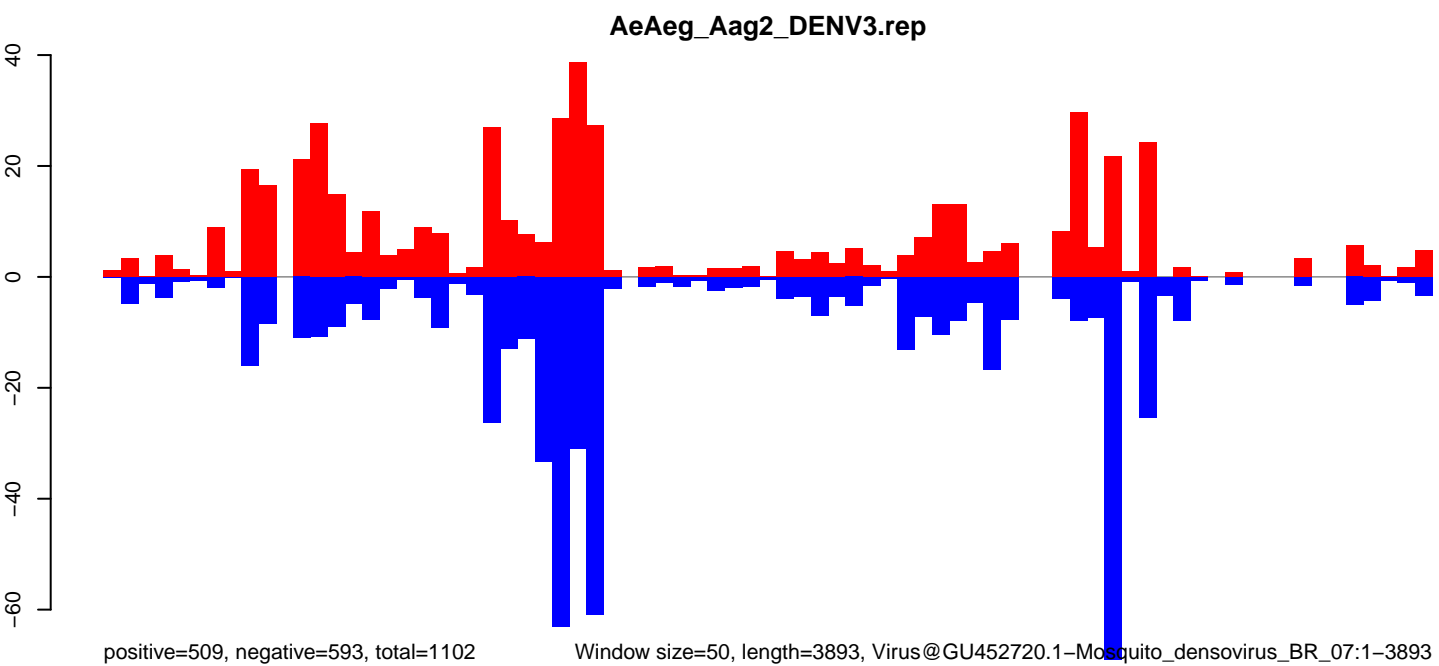
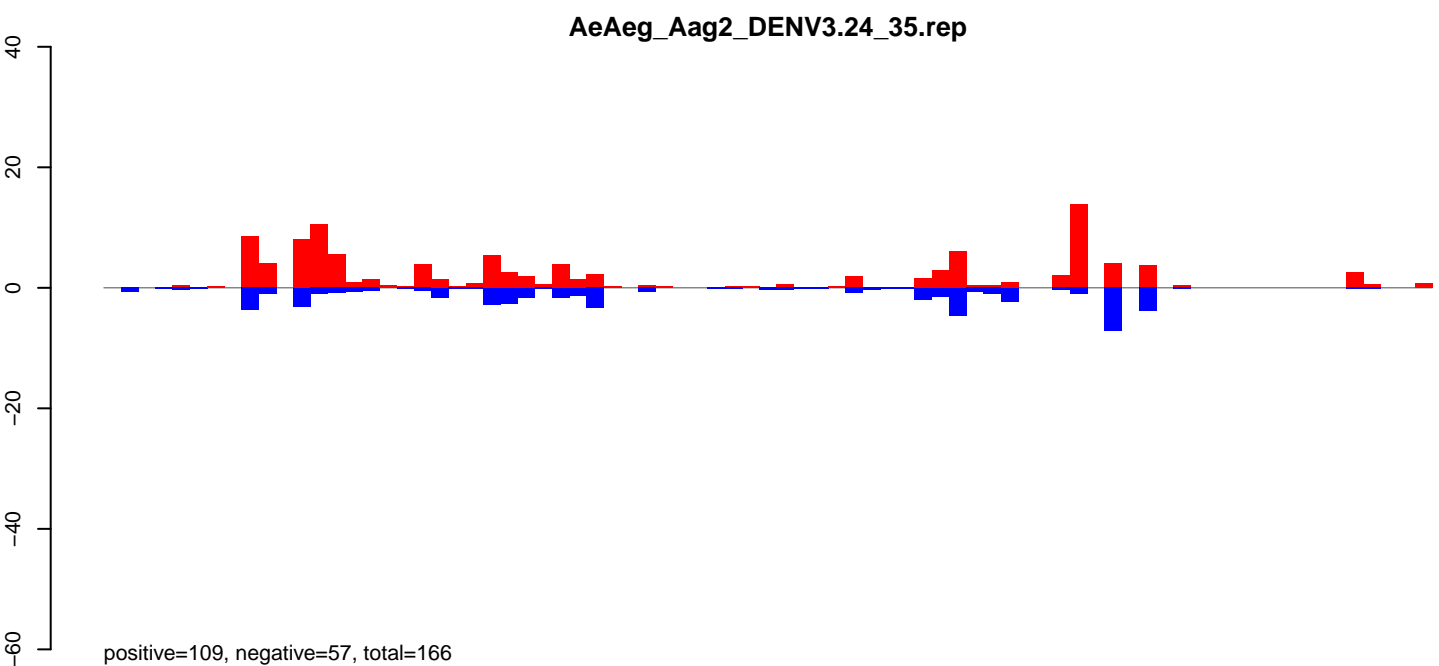
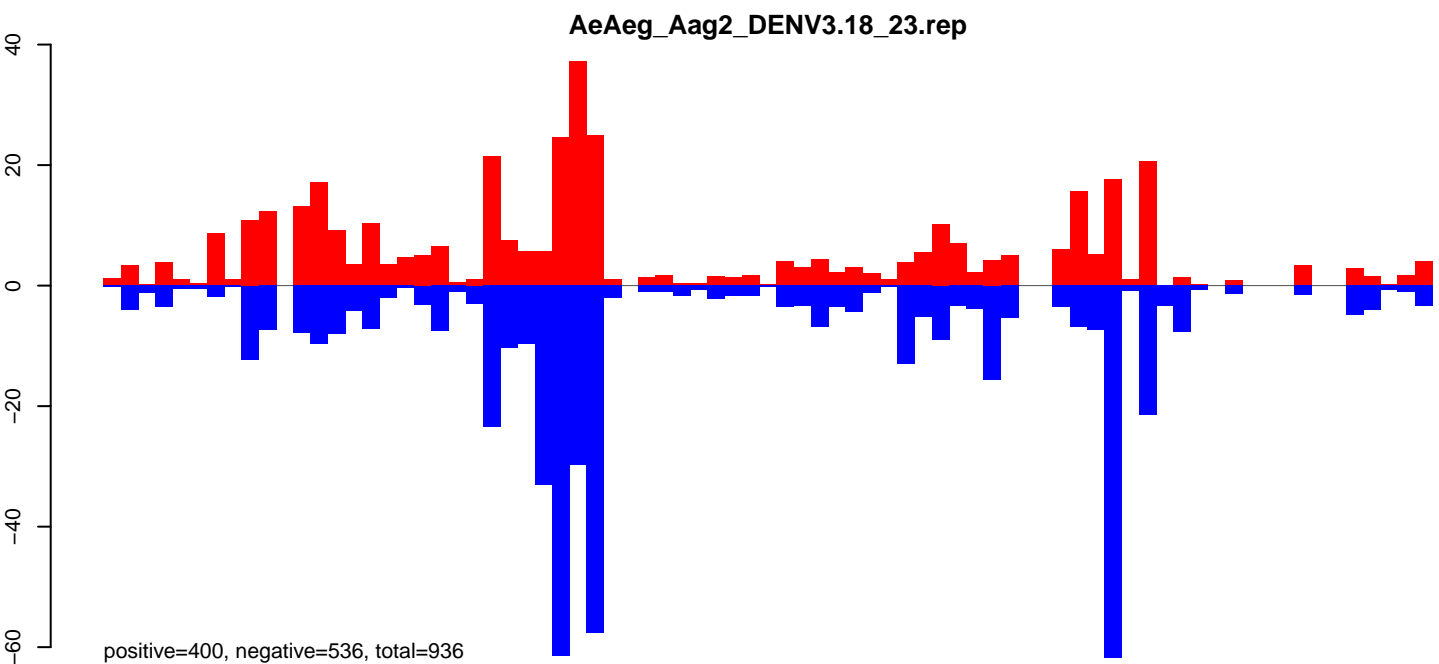


AeAeg_Aag2_DENV3.rep

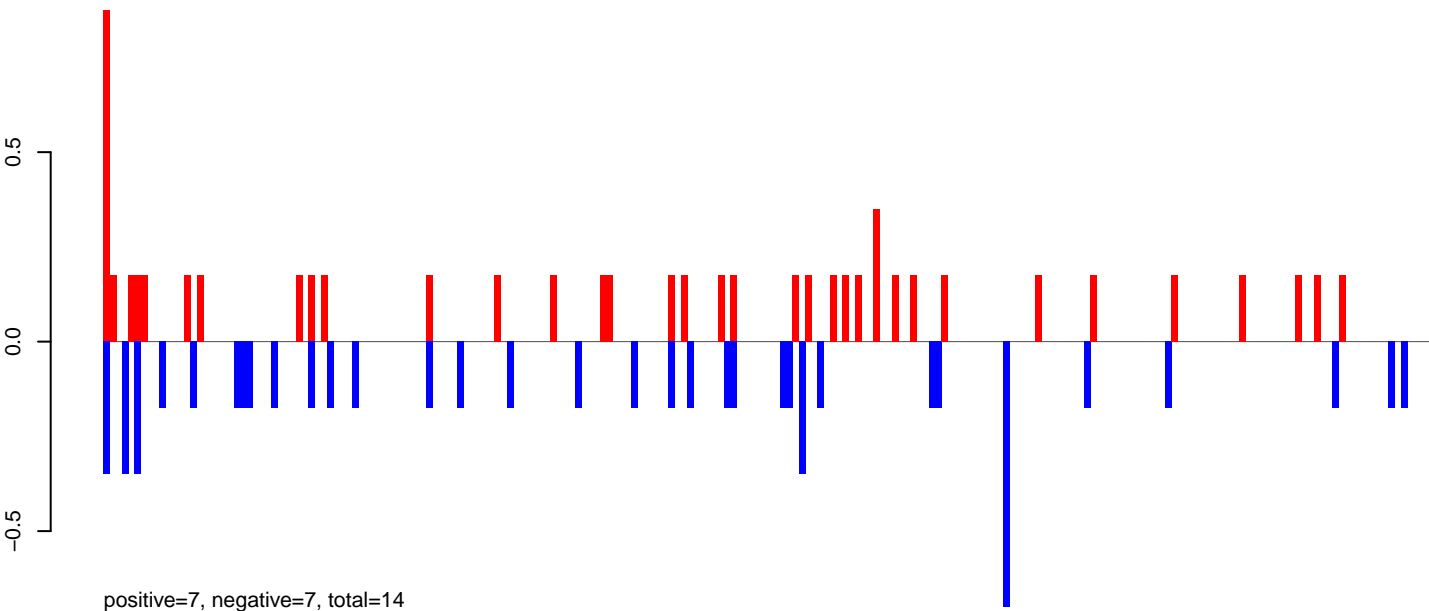


pienspiens1267, positive=1335, total=2602-structural_protein_1_NS1_non-structural_protein_2_NS2_and_capsid_protein_VP_genes:1-3498


0 500 1000 1500 2000 2500 3000 3500



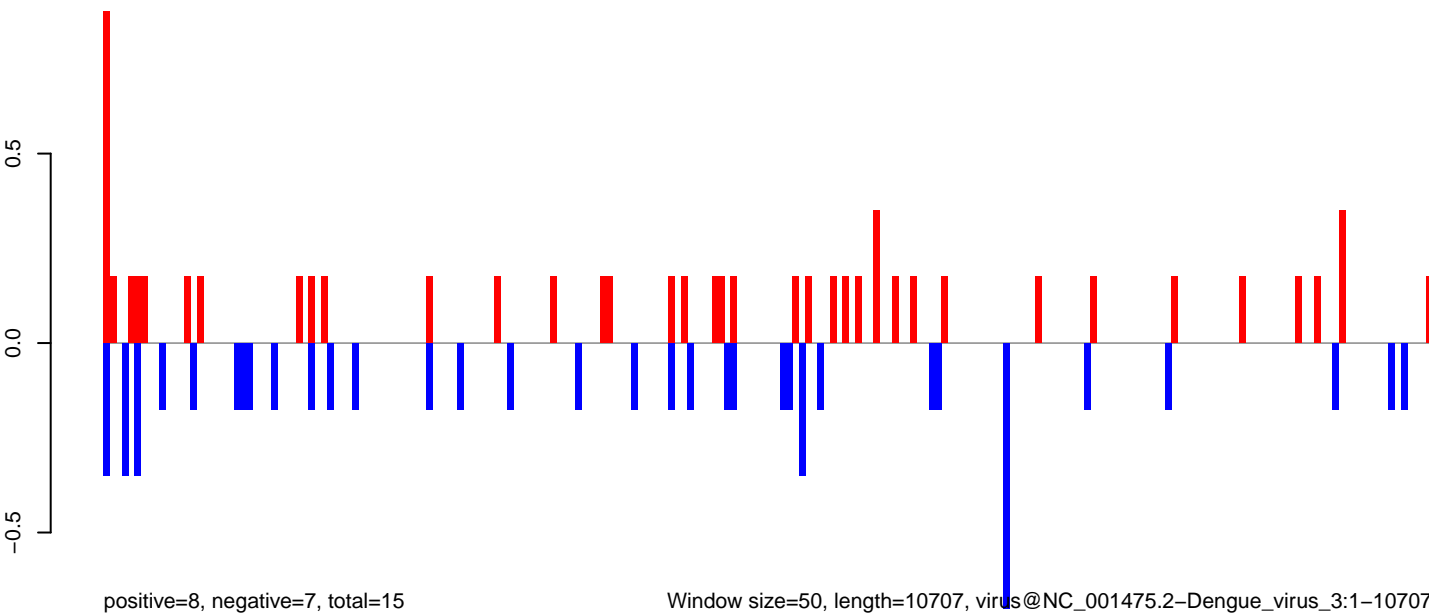
AeAeg_Aag2_DENV3.18_23.rep



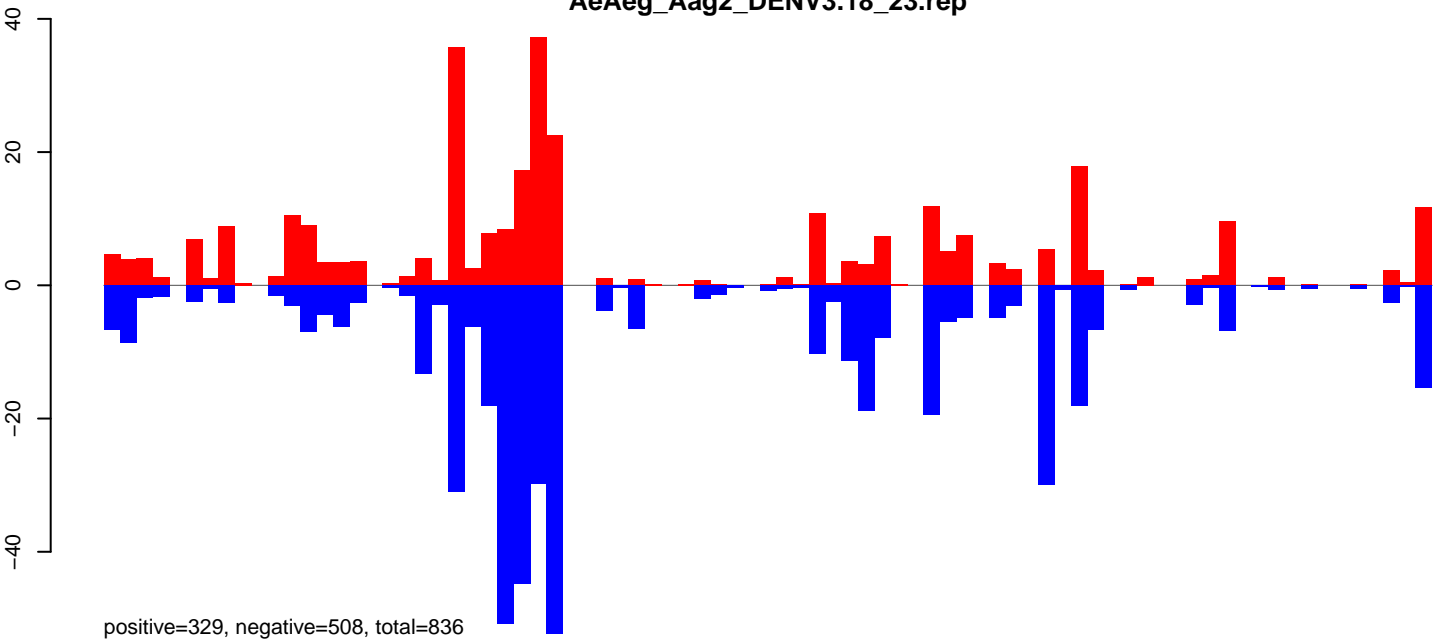
AeAeg_Aag2_DENV3.24_35.rep



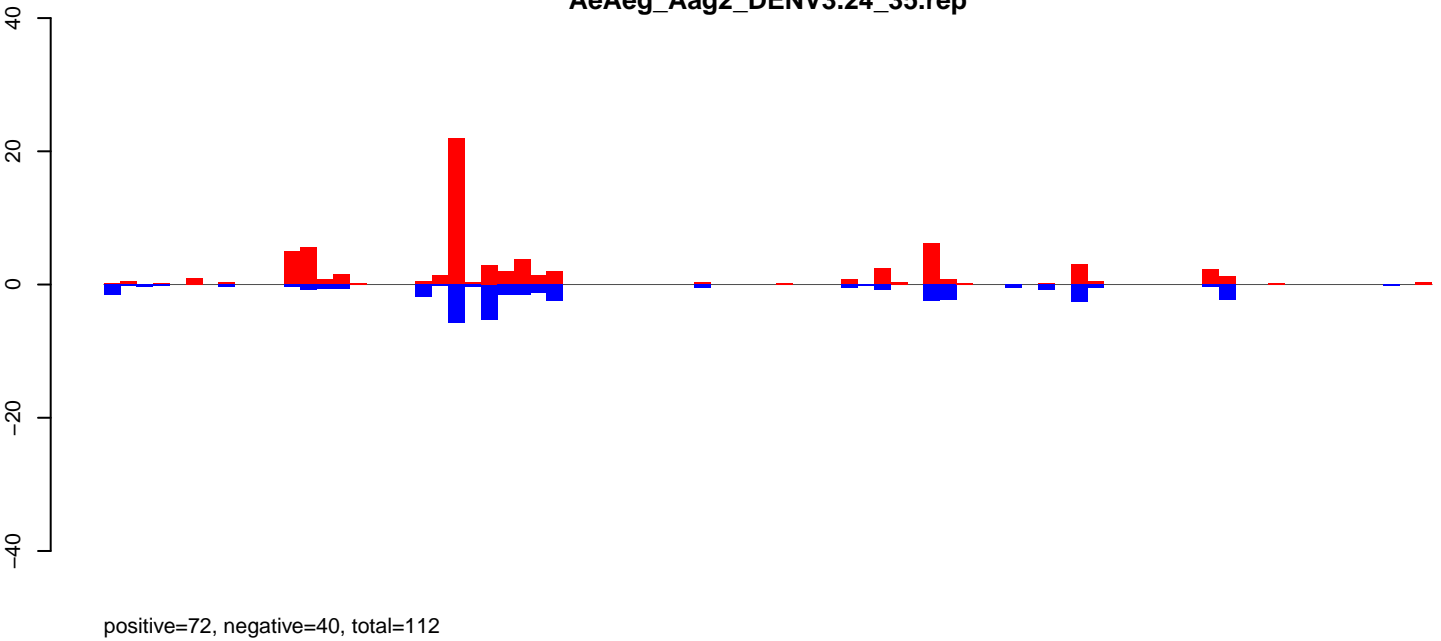
AeAeg_Aag2_DENV3.rep



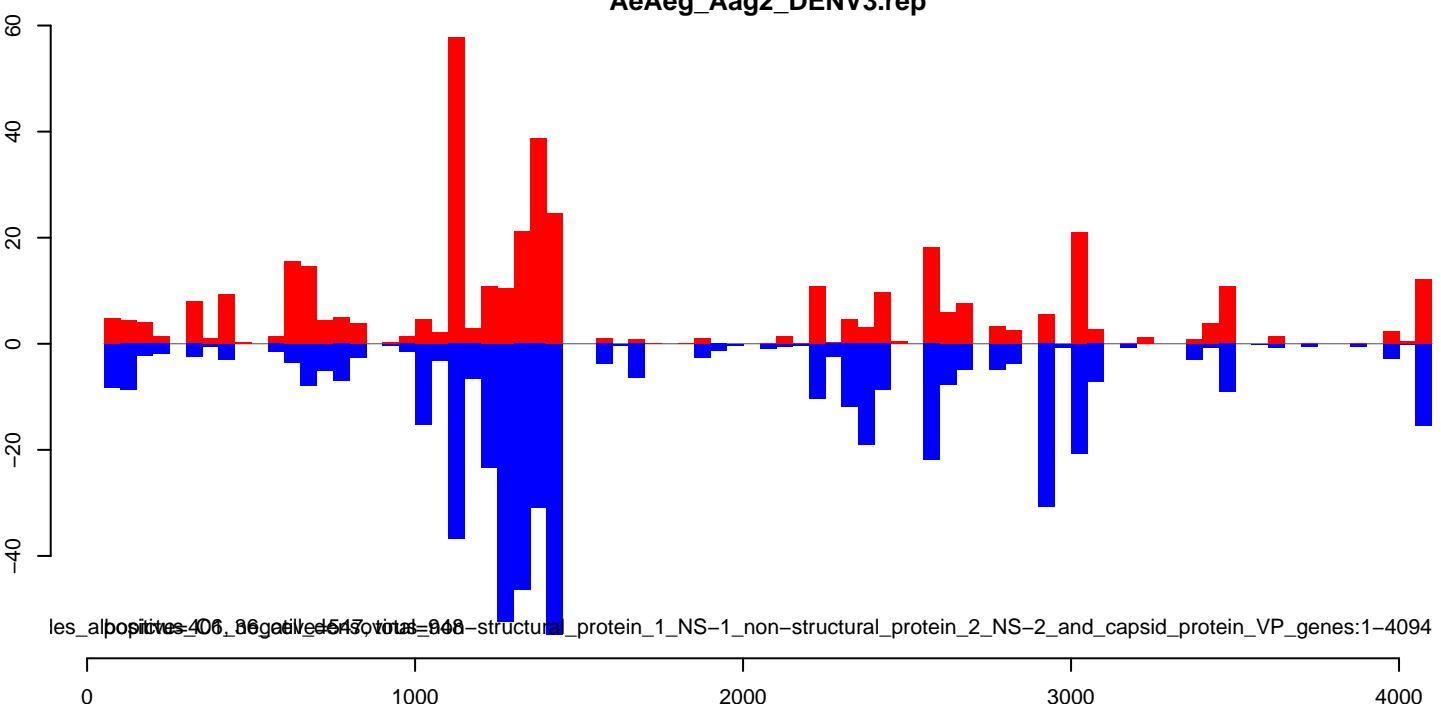
AeAeg_Aag2_DENV3.18_23.rep




AeAeg_Aag2_DENV3.24_35.rep



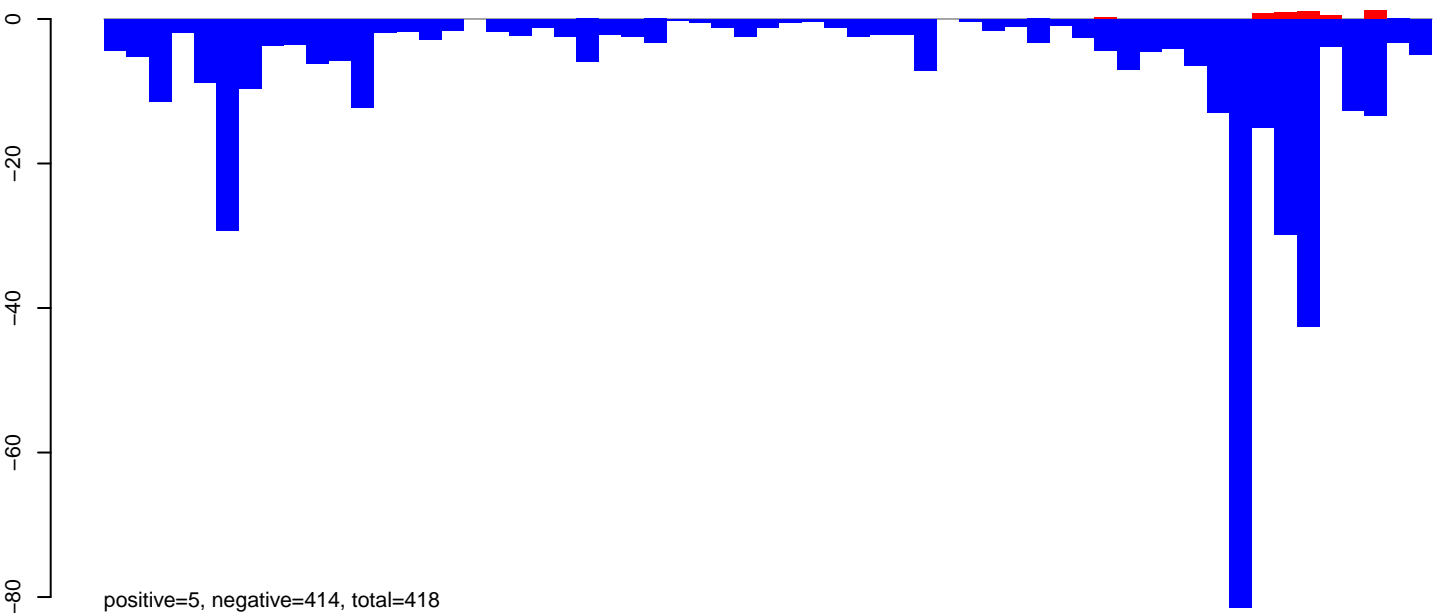
AeAeg_Aag2_DENV3.rep



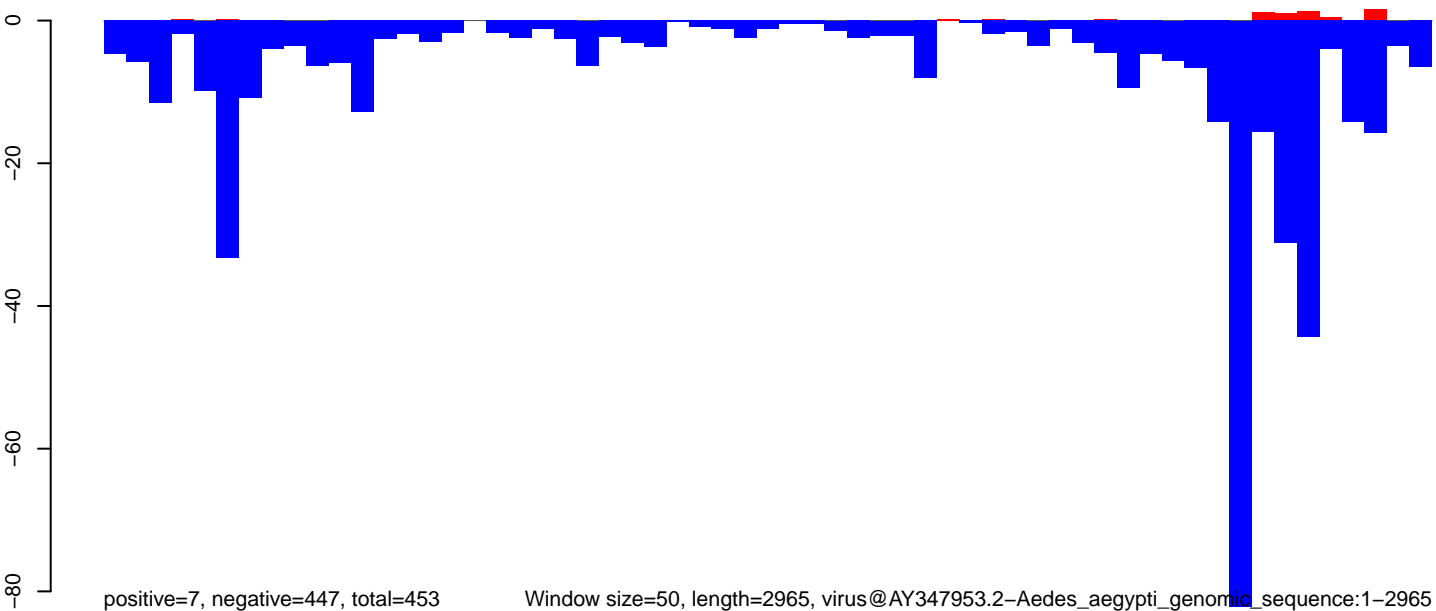
AeAeg_Aag2_DENV3.18_23.rep



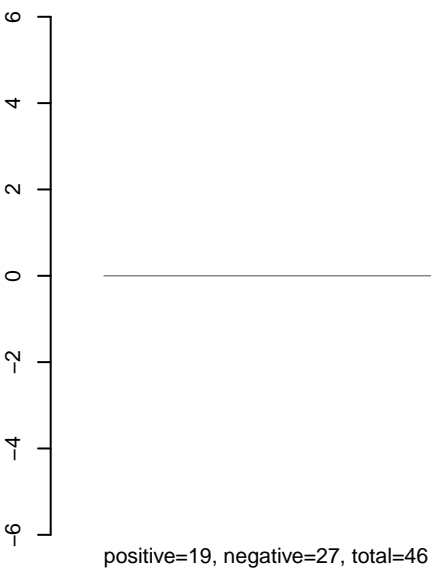
AeAeg_Aag2_DENV3.24_35.rep



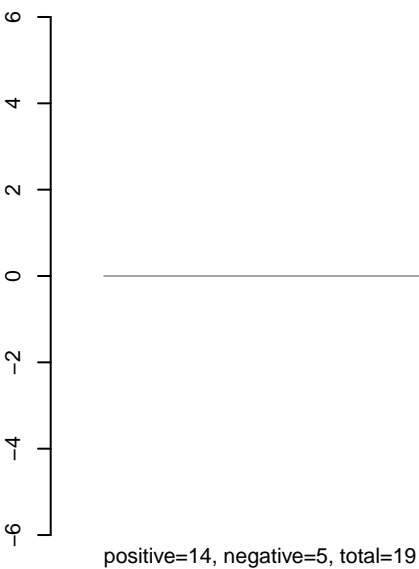
AeAeg_Aag2_DENV3.rep



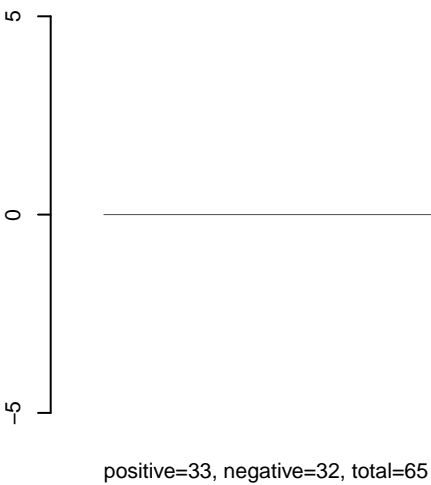
AeAeg_Aag2_DENV3.18_23.rep



AeAeg_Aag2_DENV3.24_35.rep

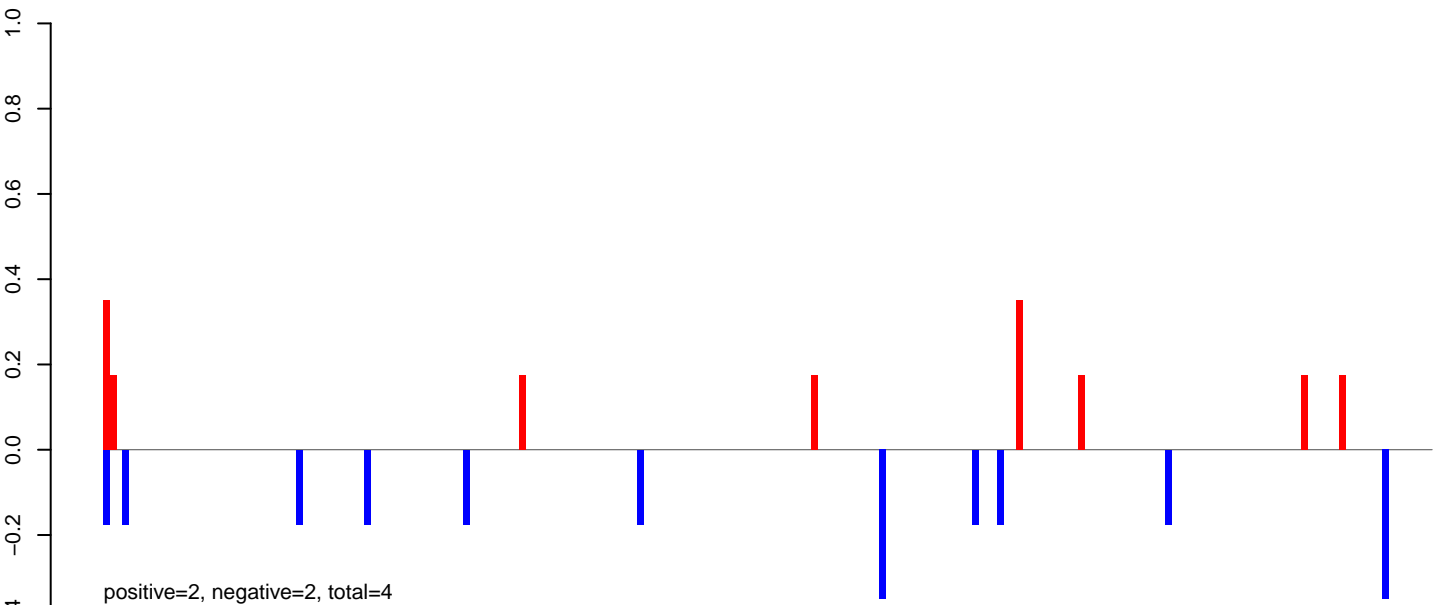


AeAeg_Aag2_DENV3.rep




Window size=50, length=11375, virus@NC_005064.1-Kamiti_River_virus:1-11375

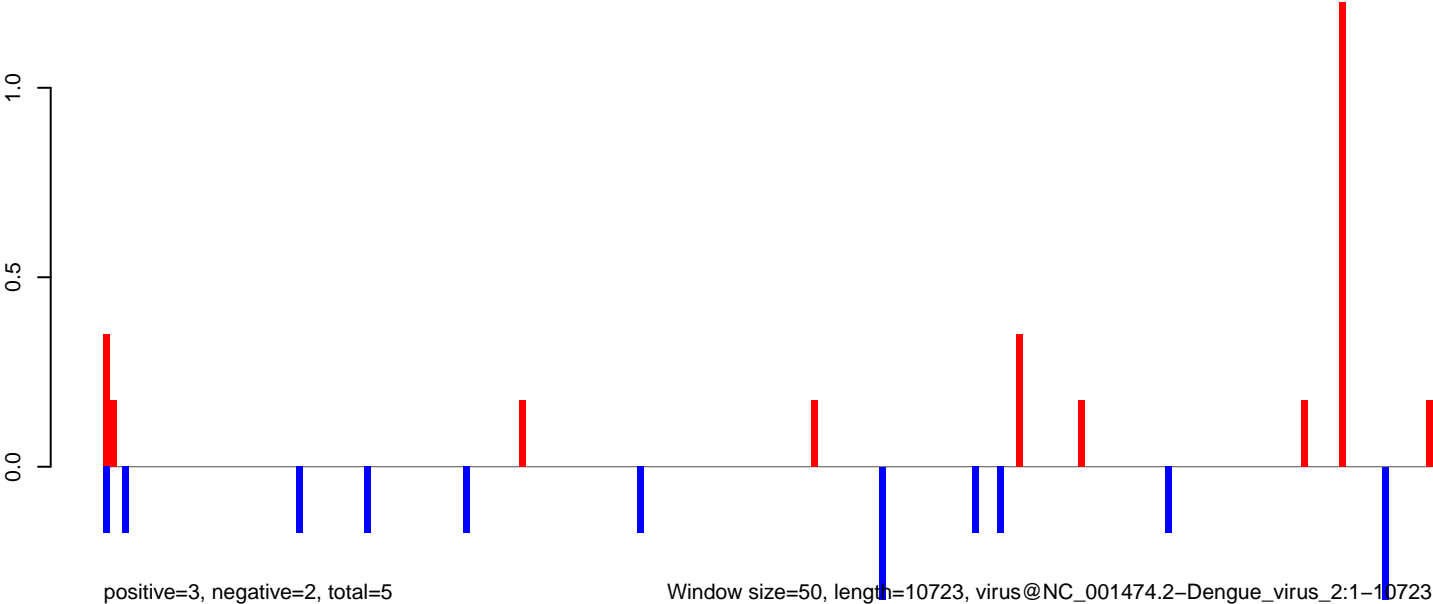
AeAeg_Aag2_DENV3.18_23.rep



AeAeg_Aag2_DENV3.24_35.rep



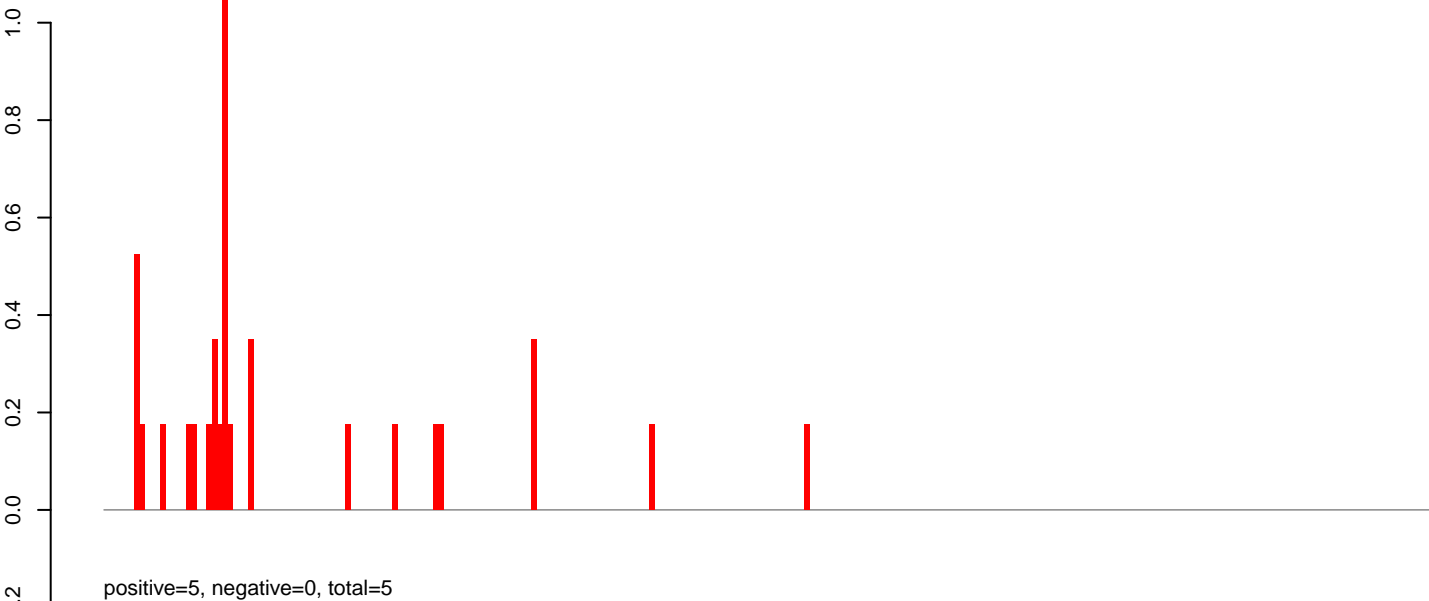
AeAeg_Aag2_DENV3.rep



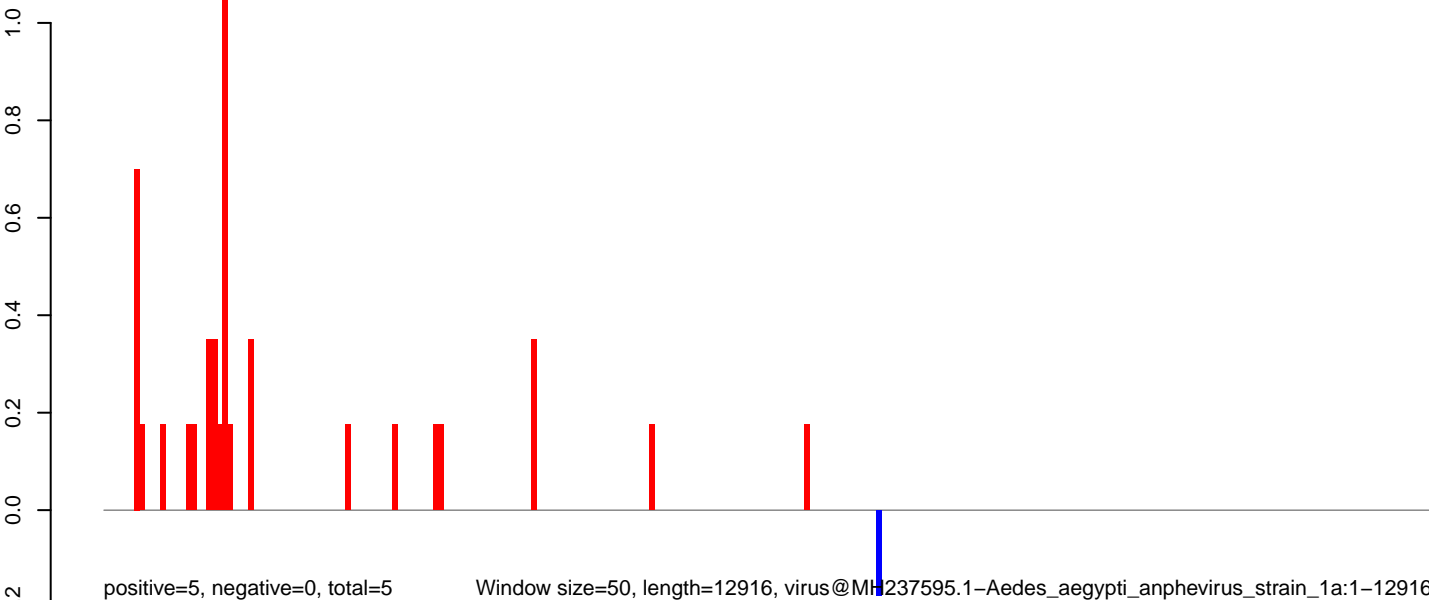
AeAeg_Aag2_DENV3.18_23.rep



AeAeg_Aag2_DENV3.24_35.rep

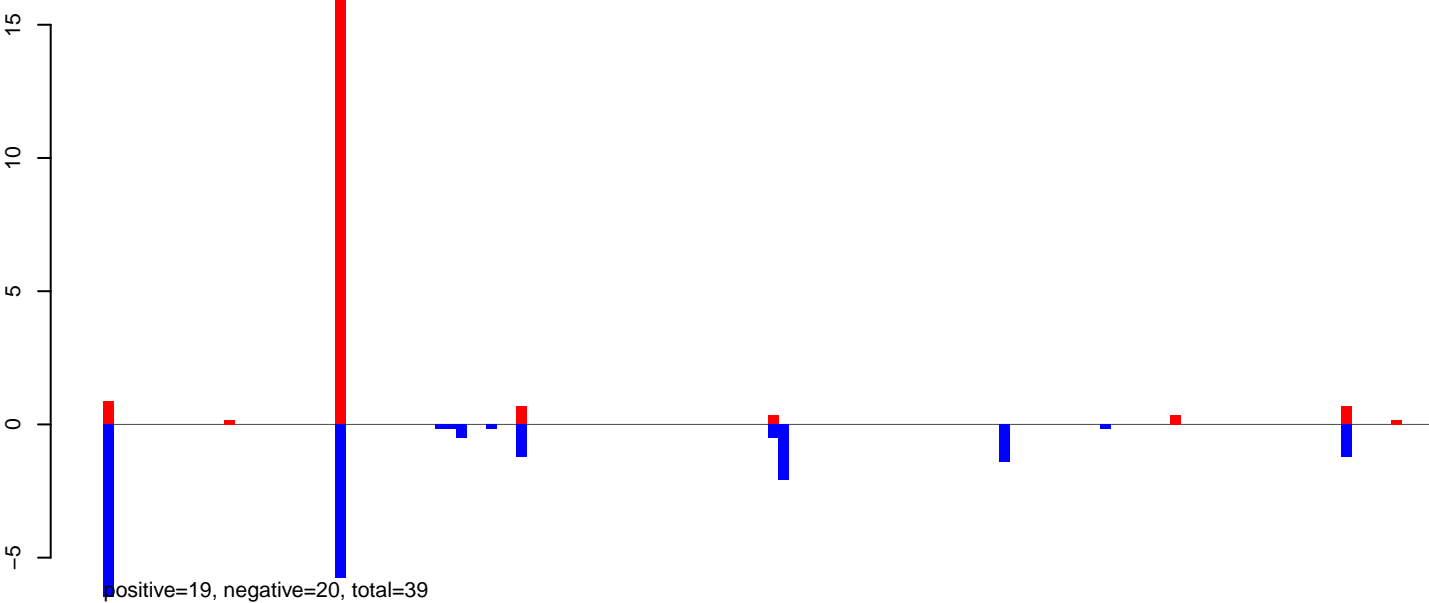


AeAeg_Aag2_DENV3.rep




0 2000 4000 6000 8000 10000 12000

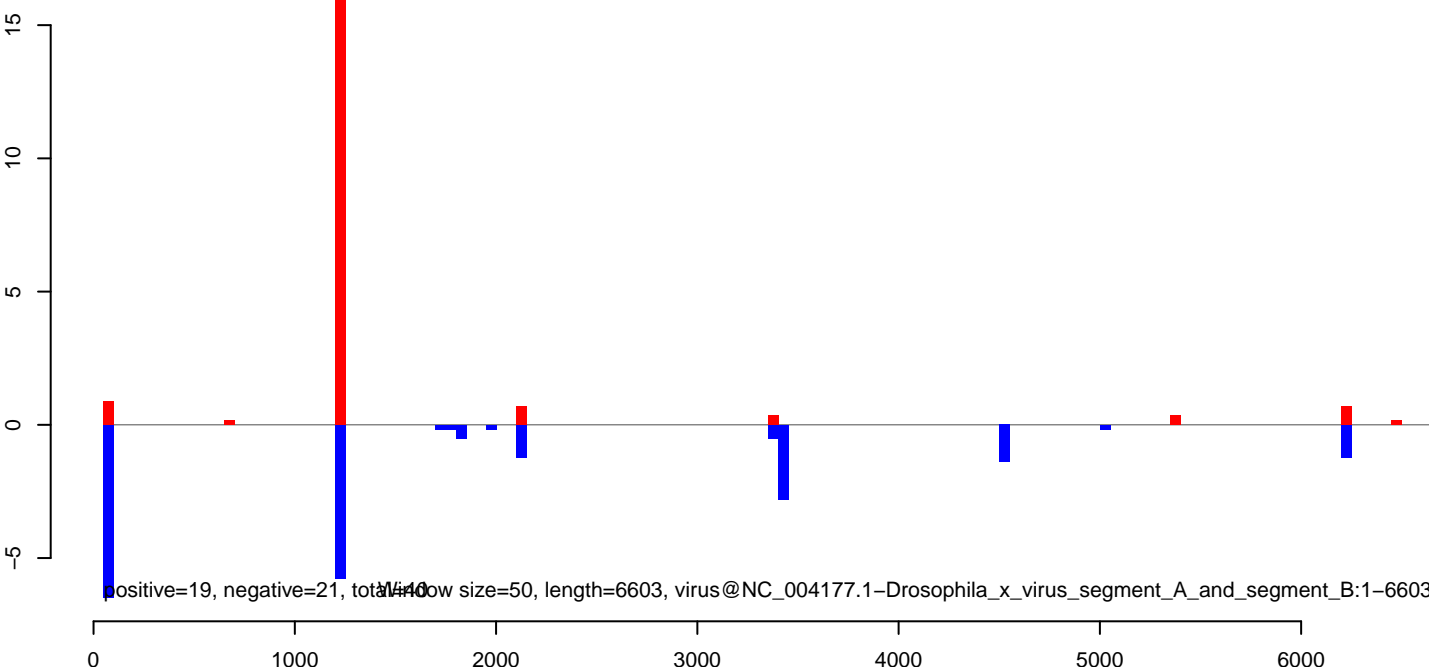
AeAeg_Aag2_DENV3.18_23.rep



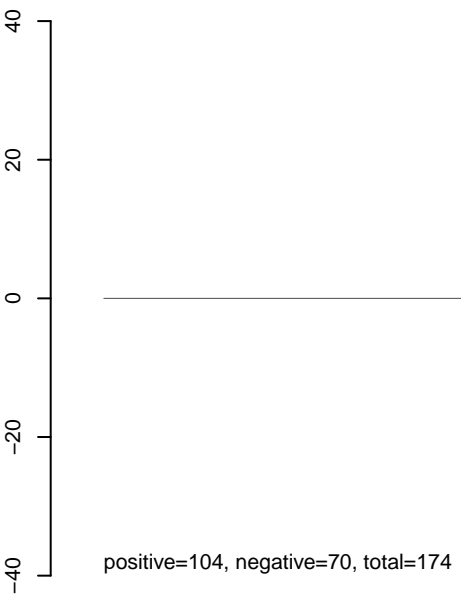
AeAeg_Aag2_DENV3.24_35.rep



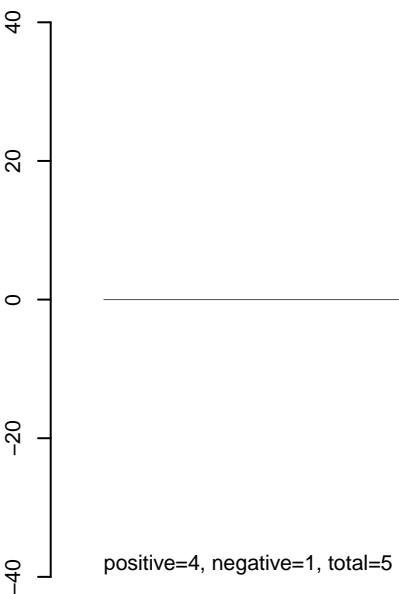
AeAeg_Aag2_DENV3.rep



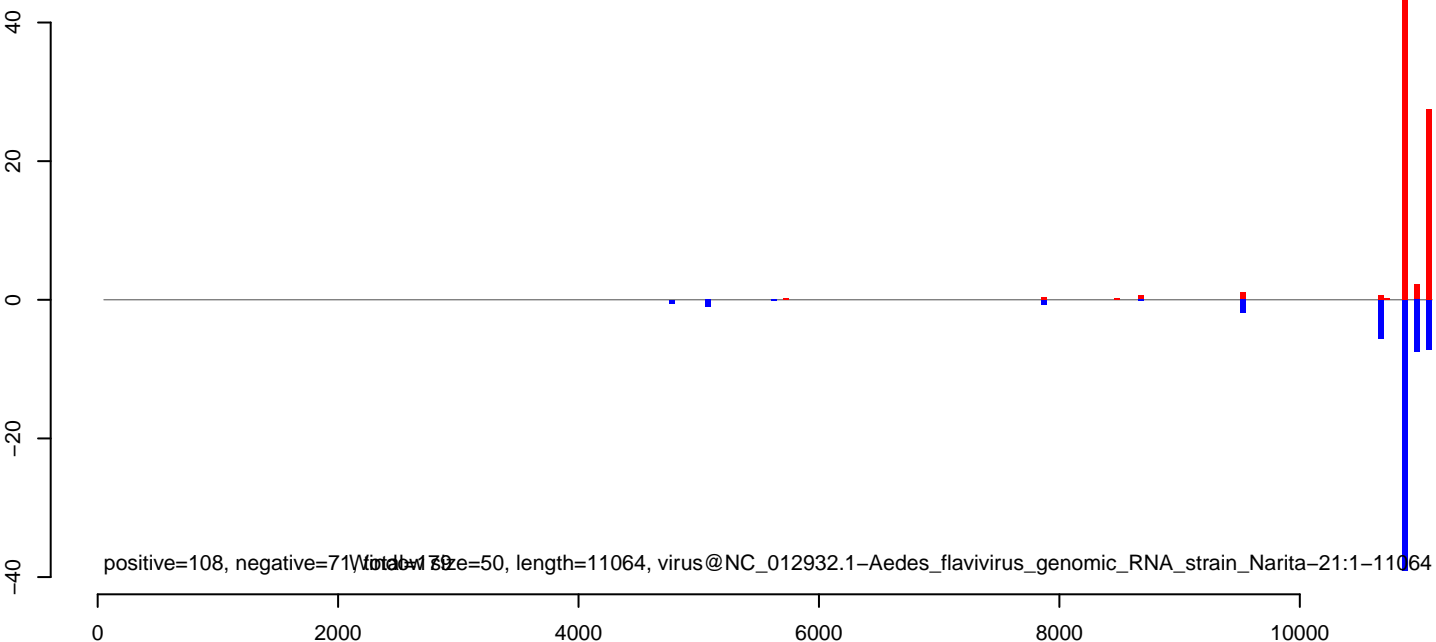
AeAeg_Aag2_DENV3.18_23.rep



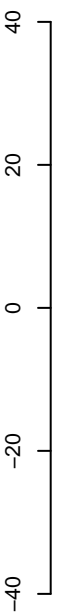
AeAeg_Aag2_DENV3.24_35.rep



AeAeg_Aag2_DENV3.rep

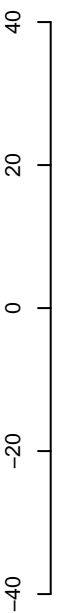


AeAeg_Aag2_DENV3.18_23.rep



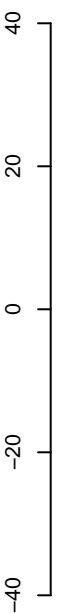
positive=105, negative=72, total=177

AeAeg_Aag2_DENV3.24_35.rep




positive=4, negative=1, total=5

AeAeg_Aag2_DENV3.rep




positive=109, negative=72, total=181, length=11079, virus@KC181923.1-Aedes_flavivirus_strain_AEFV-SPFLD-MO-2011-MP6:1-11079



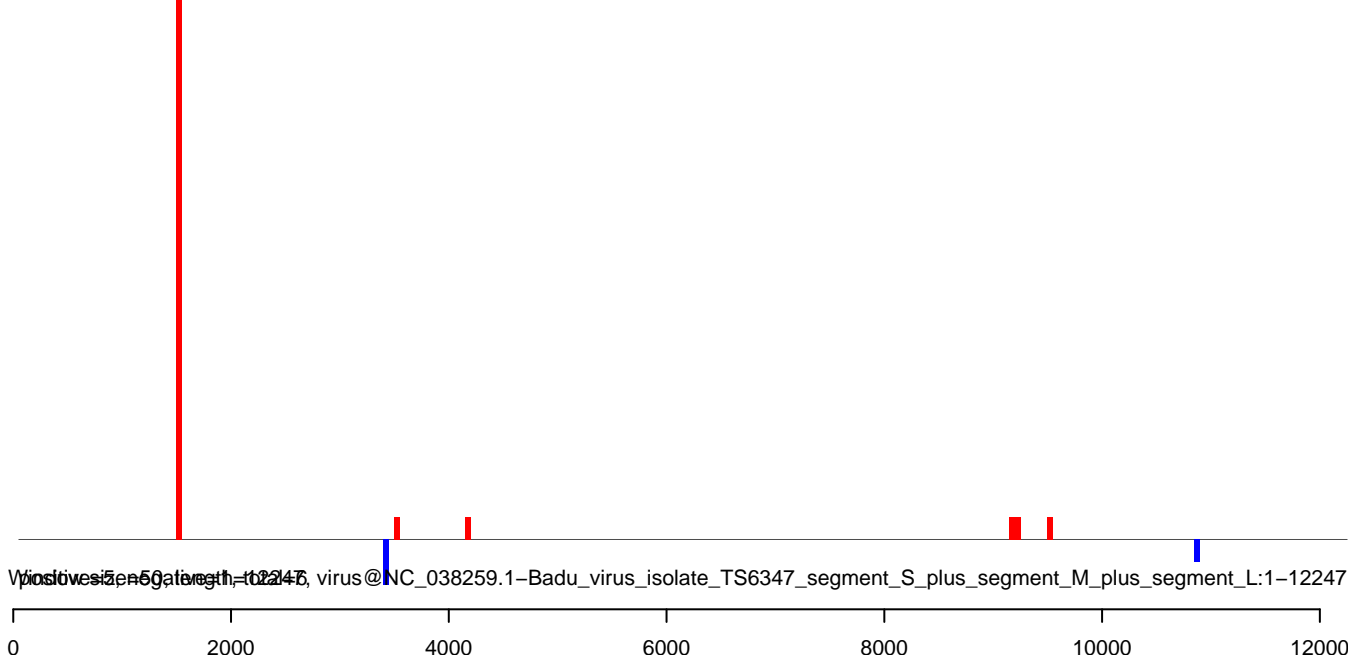
AeAeg_Aag2_DENV3.18_23.rep



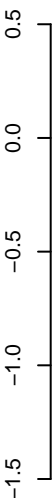
AeAeg_Aag2_DENV3.24_35.rep



AeAeg_Aag2_DENV3.rep

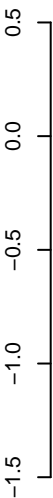


AeAeg_Aag2_DENV3.18_23.rep



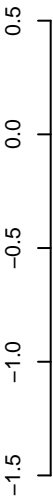
positive=2, negative=3, total=4

AeAeg_Aag2_DENV3.24_35.rep




positive=0, negative=0, total=0

AeAeg_Aag2_DENV3.rep




positive=2, negative=3, total=4


Window size=50, length=10938, virus@NC_027819.1-Mercadeo_virus_isolate_ER-M10:1-10938



AeAeg_Aag2_DENV3.18_23.rep



AeAeg_Aag2_DENV3.24_35.rep



AeAeg_Aag2_DENV3.rep




Window size=50, length=10673, virus@NC_023424.1-Tyuleniy_virus_strain_LEIV-6C_polyprotein_gene1-10673

0 2000 4000 6000 8000 10000

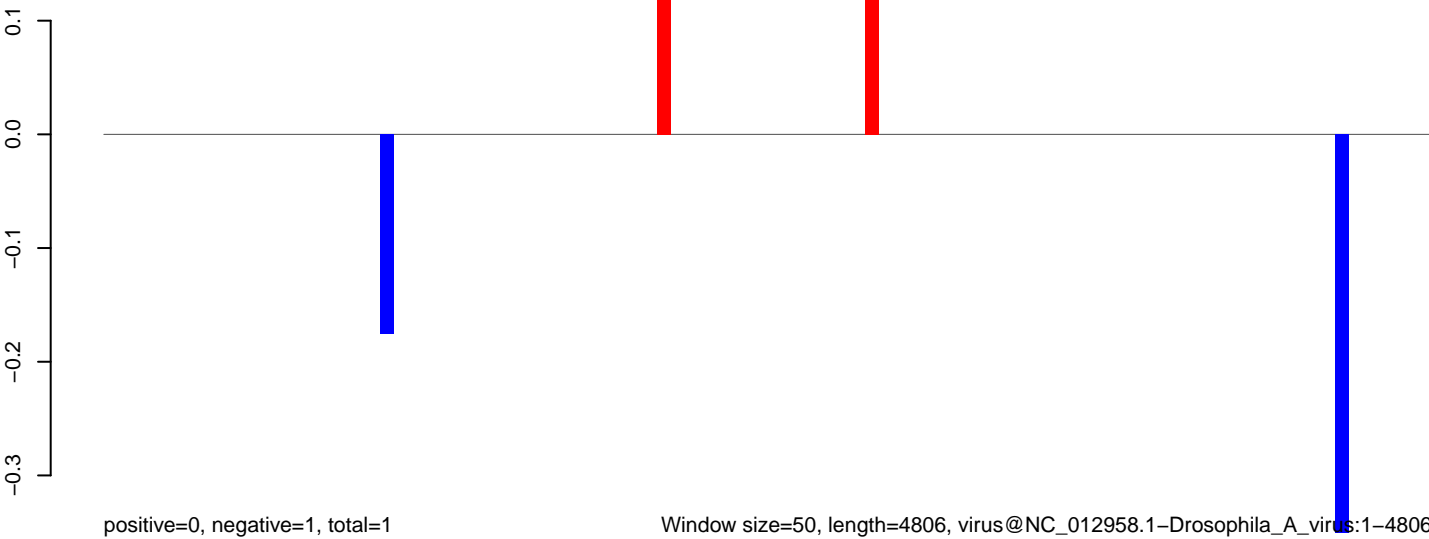
AeAeg_Aag2_DENV3.18_23.rep



AeAeg_Aag2_DENV3.24_35.rep



AeAeg_Aag2_DENV3.rep




Window size=50, length=4806, virus@NC_012958.1-Drosophila_A_virus:1-4806


AeAeg_Aag2_DENV3.18_23.rep



AeAeg_Aag2_DENV3.24_35.rep




AeAeg_Aag2_DENV3.rep




Window size=50, length=11141, virus@NC_001672.1-Tick-borne_encephalitis_virus:1-11141

0 2000 4000 6000 8000 10000


AeAeg_Aag2_DENV3.18_23.rep



AeAeg_Aag2_DENV3.24_35.rep

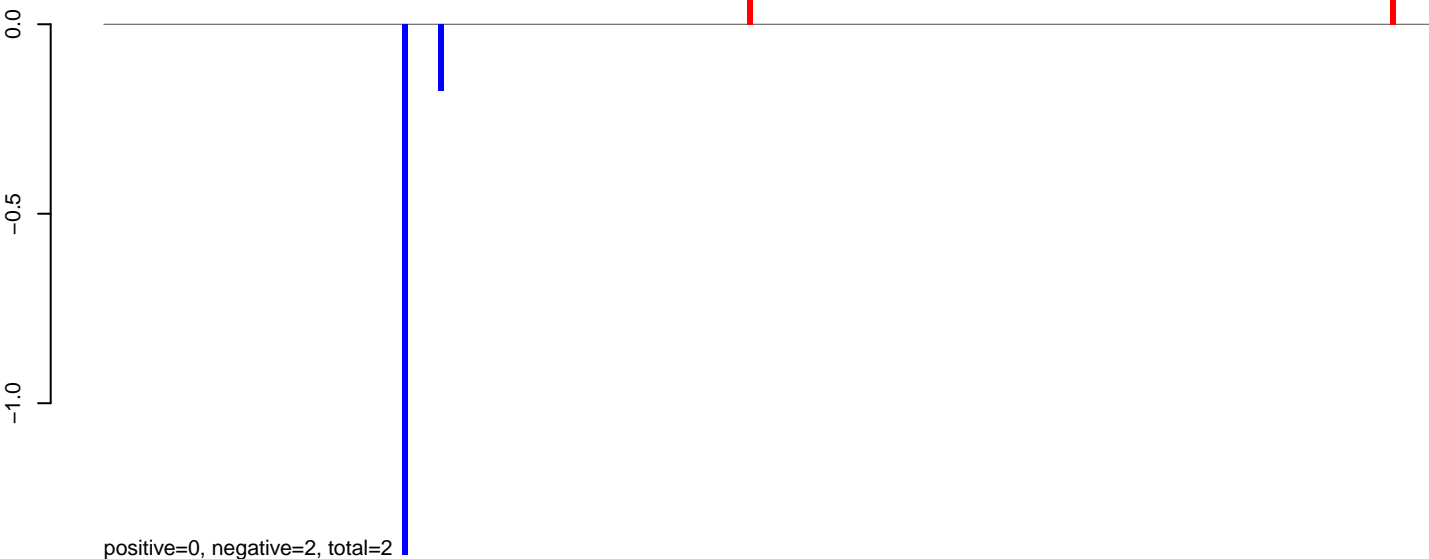


AeAeg_Aag2_DENV3.rep




Window size=50, length=10735, virus@NC_001477.1-Dengue_virus_1:1-10735


AeAeg_Aag2_DENV3.18_23.rep



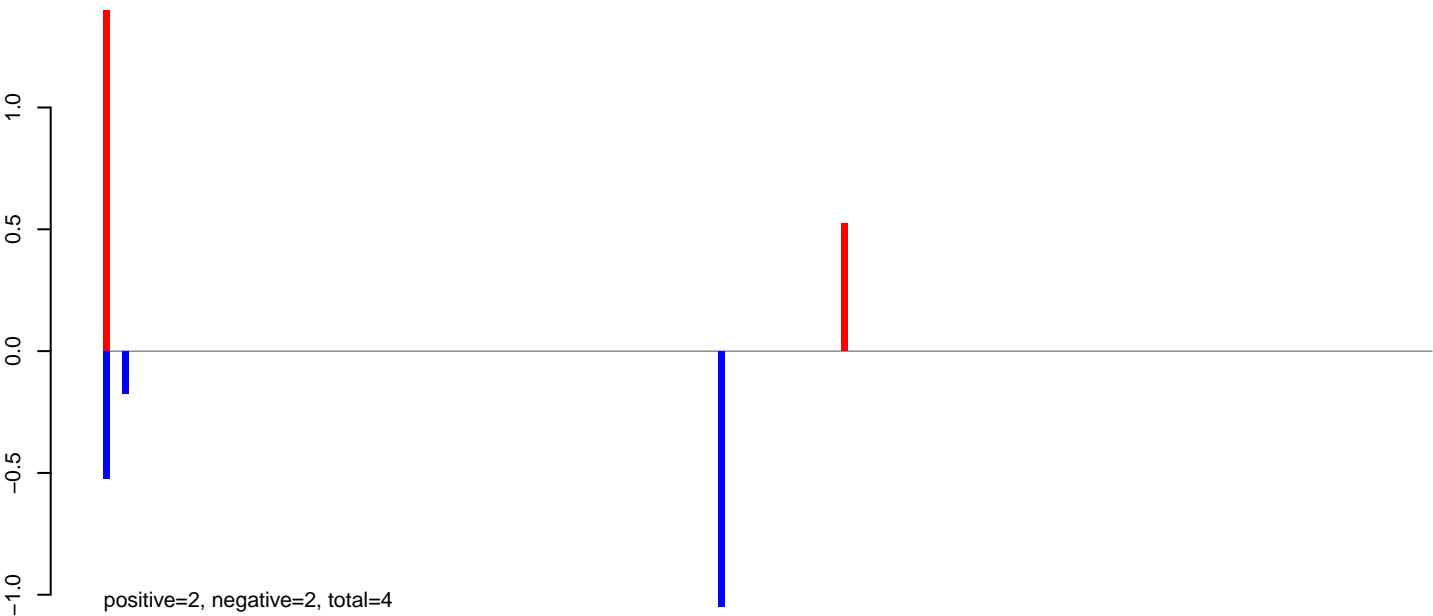
AeAeg_Aag2_DENV3.24_35.rep




AeAeg_Aag2_DENV3.rep



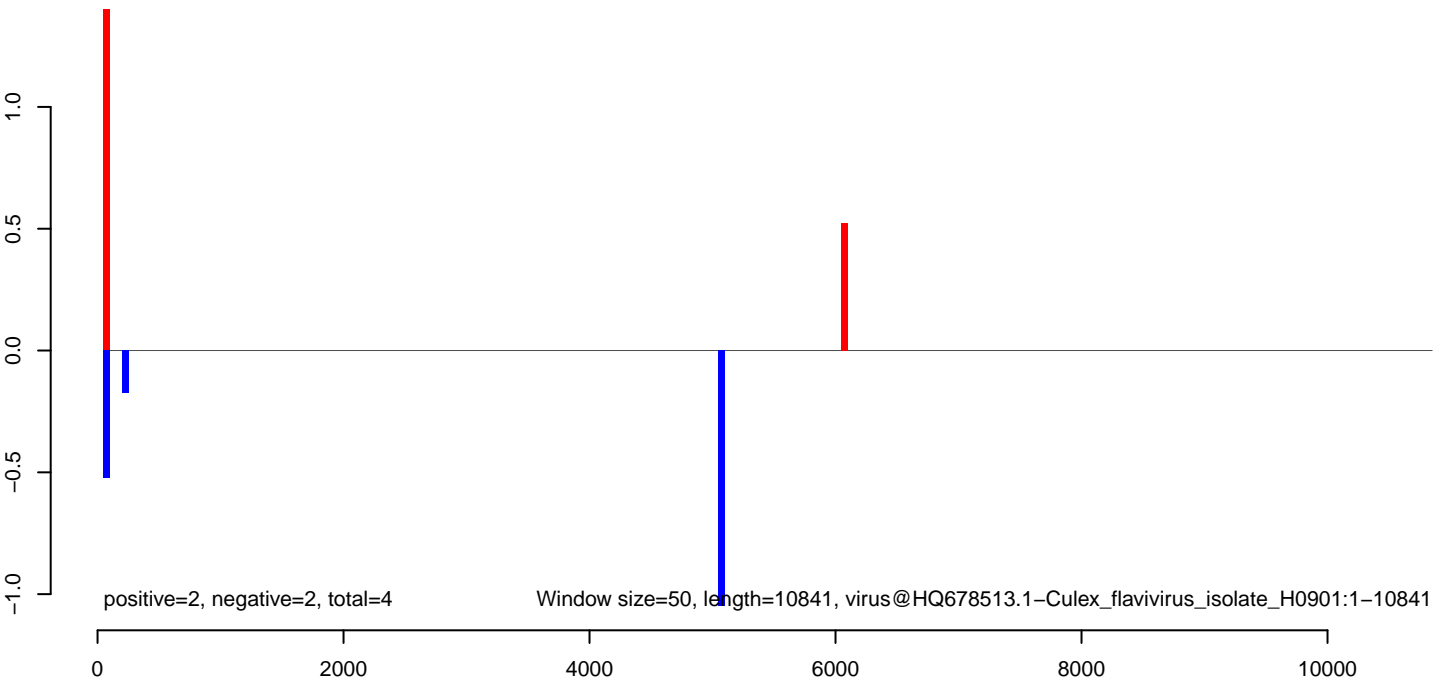
AeAeg_Aag2_DENV3.18_23.rep



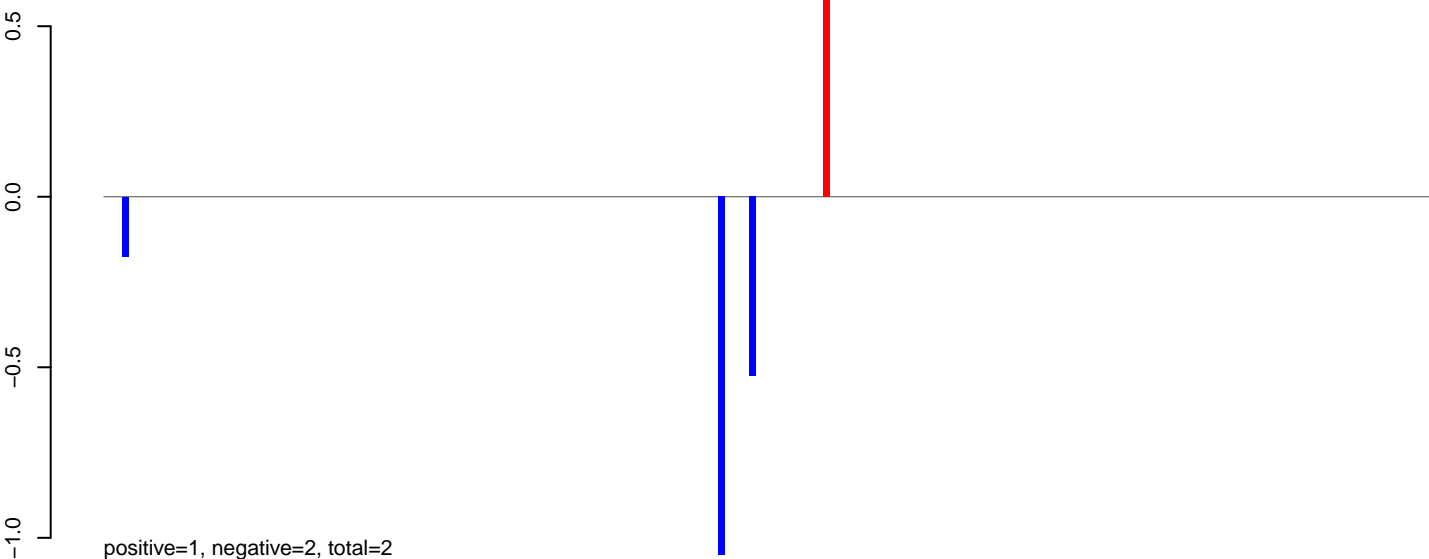
AeAeg_Aag2_DENV3.24_35.rep




AeAeg_Aag2_DENV3.rep



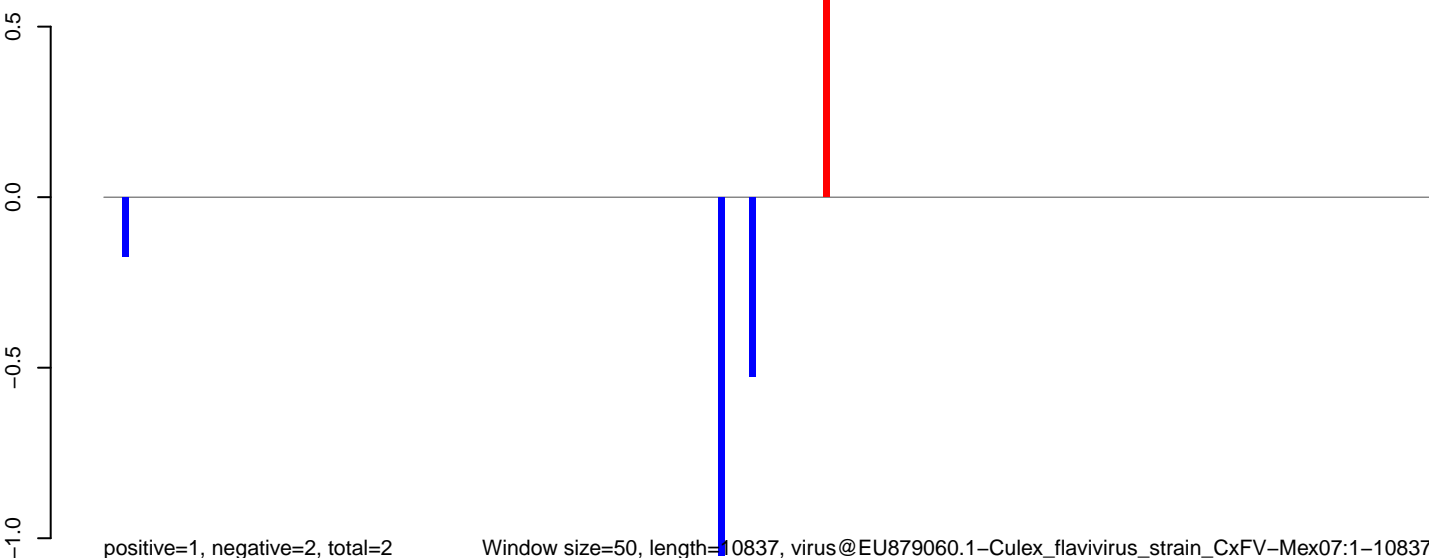
AeAeg_Aag2_DENV3.18_23.rep



AeAeg_Aag2_DENV3.24_35.rep



AeAeg_Aag2_DENV3.rep



Window size=50, length=10837, virus@EU879060.1-Culex_flavivirus_strain_CxFV-Mex07:1-10837

0 2000 4000 6000 8000 10000

AeAeg_Aag2_DENV3.18_23.rep



AeAeg_Aag2_DENV3.24_35.rep




AeAeg_Aag2_DENV3.rep




AF416352-22cpbepip19, total=41 using_agent_virus_polyprotein-like_protein_gene_and_agCP8252-like_protein_gene_partial_cds:1-10587

0 2000 4000 6000 8000 10000

AeAeg_Aag2_DENV3.18_23.rep




AeAeg_Aag2_DENV3.24_35.rep




AeAeg_Aag2_DENV3.rep



AeAeg_Aag2_DENV3.18_23.rep



AeAeg_Aag2_DENV3.24_35.rep



AeAeg_Aag2_DENV3.rep




AeAeg_Aag2_DENV3.18_23.rep




positive=2, negative=3, total=5

AeAeg_Aag2_DENV3.24_35.rep



positive=0, negative=0, total=0


AeAeg_Aag2_DENV3.rep




positive=2, negative=3, total=5 Window size=50, length=10893, virus@NC_027817.1-Parramatta_River_virus_isolate_92-B115745:1-10893

0 2000 4000 6000 8000 10000


AeAeg_Aag2_DENV3.18_23.rep



AeAeg_Aag2_DENV3.24_35.rep




AeAeg_Aag2_DENV3.rep




Window size=50, length=10865, virus@NC_021069.1-Mosquito_flavivirus_isolate_LSFlaviV-A20-09:1-10865

AeAeg_Aag2_DENV3.18_23.rep



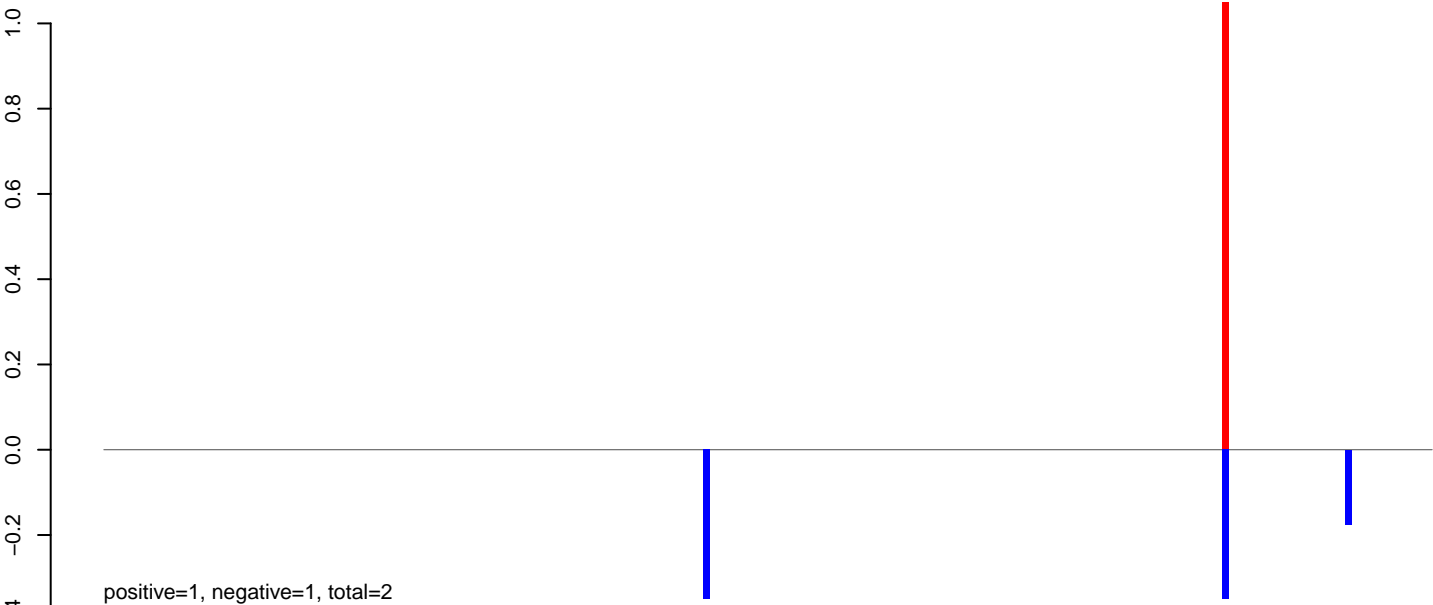
AeAeg_Aag2_DENV3.24_35.rep




AeAeg_Aag2_DENV3.rep



AeAeg_Aag2_DENV3.18_23.rep



AeAeg_Aag2_DENV3.24_35.rep




AeAeg_Aag2_DENV3.rep



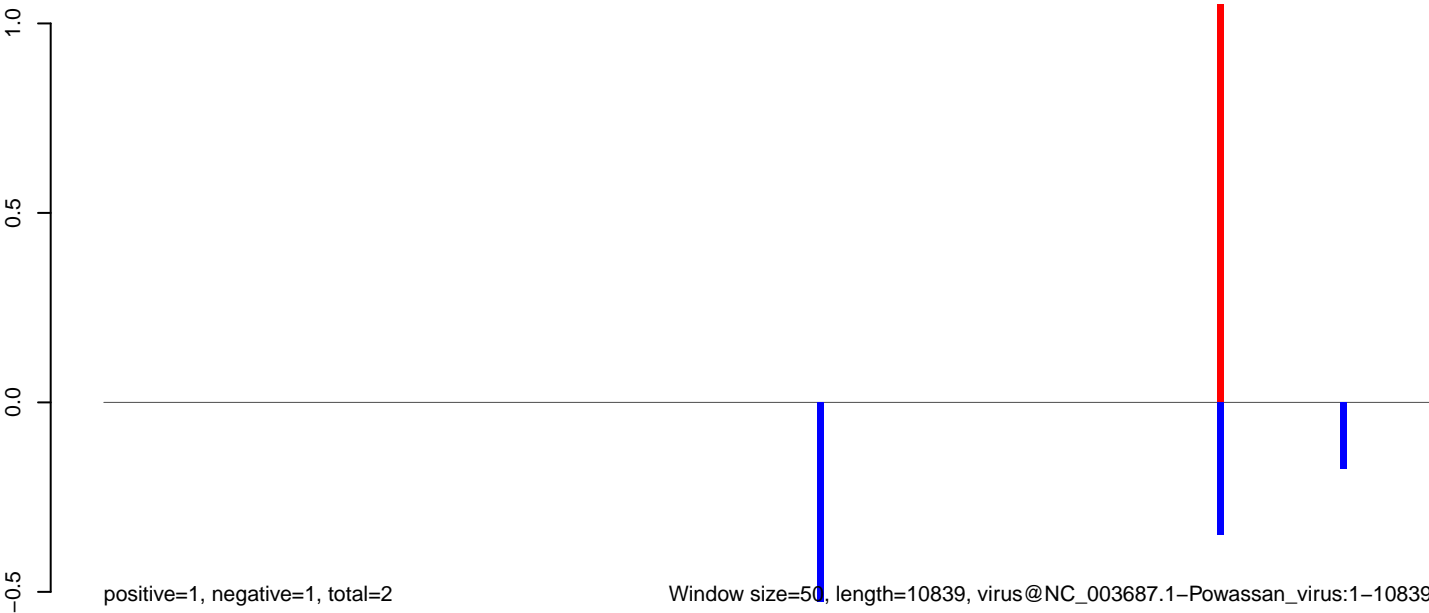
AeAeg_Aag2_DENV3.18_23.rep



AeAeg_Aag2_DENV3.24_35.rep




AeAeg_Aag2_DENV3.rep




Window size=50, length=10839, virus@NC_003687.1-Powassan_virus:1-10839

0 2000 4000 6000 8000 10000

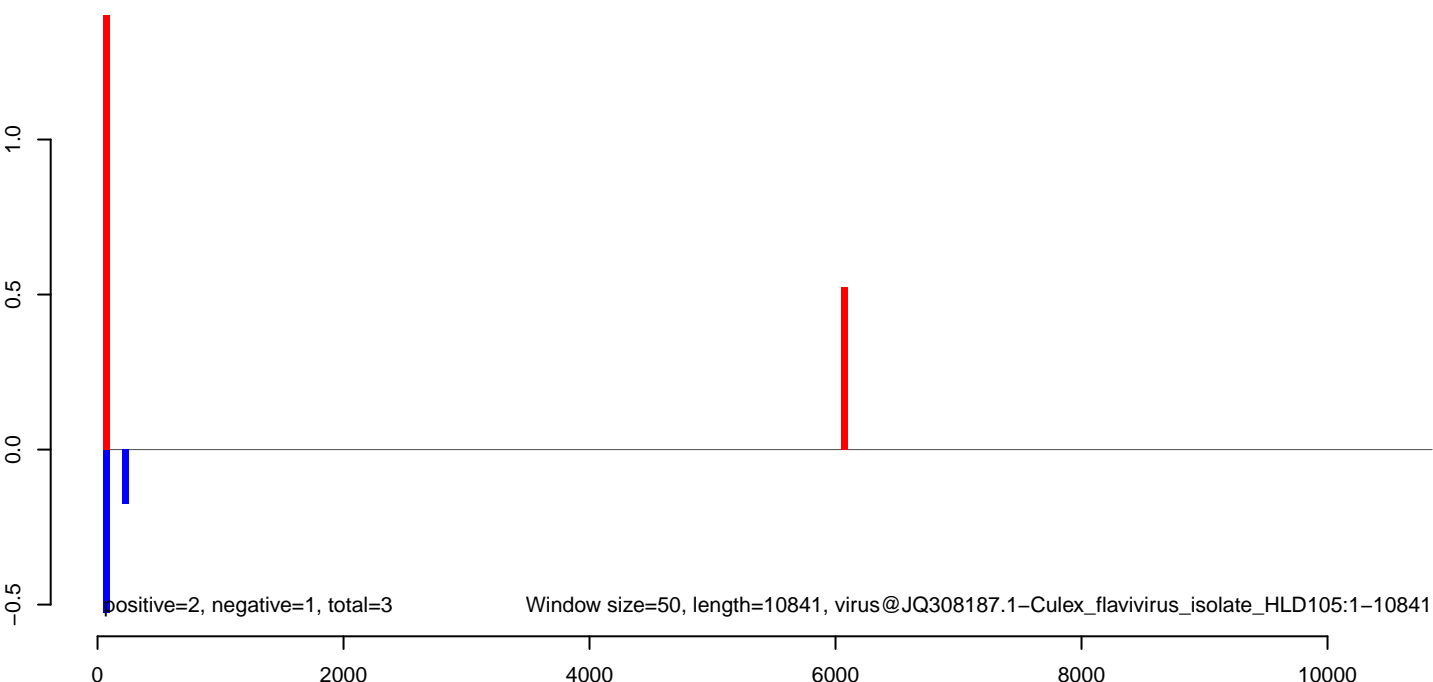
AeAeg_Aag2_DENV3.18_23.rep




AeAeg_Aag2_DENV3.24_35.rep




AeAeg_Aag2_DENV3.rep



AeAeg_Aag2_DENV3.18_23.rep



AeAeg_Aag2_DENV3.24_35.rep




AeAeg_Aag2_DENV3.rep



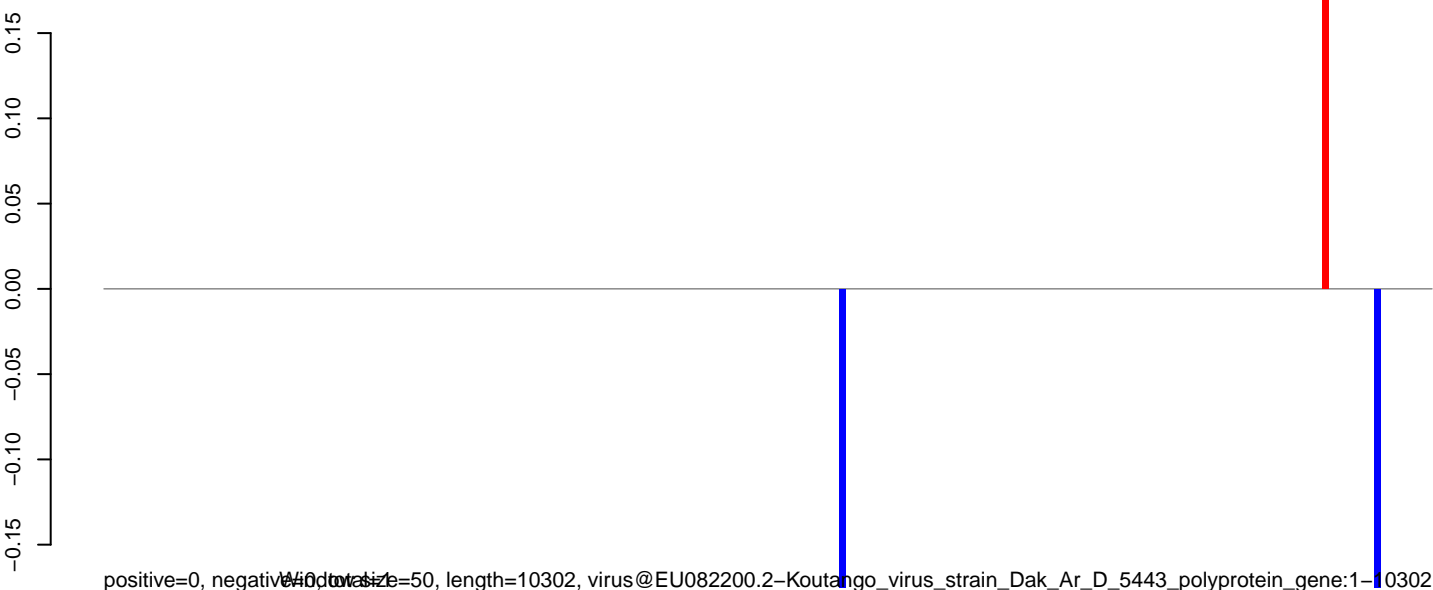
AeAeg_Aag2_DENV3.18_23.rep



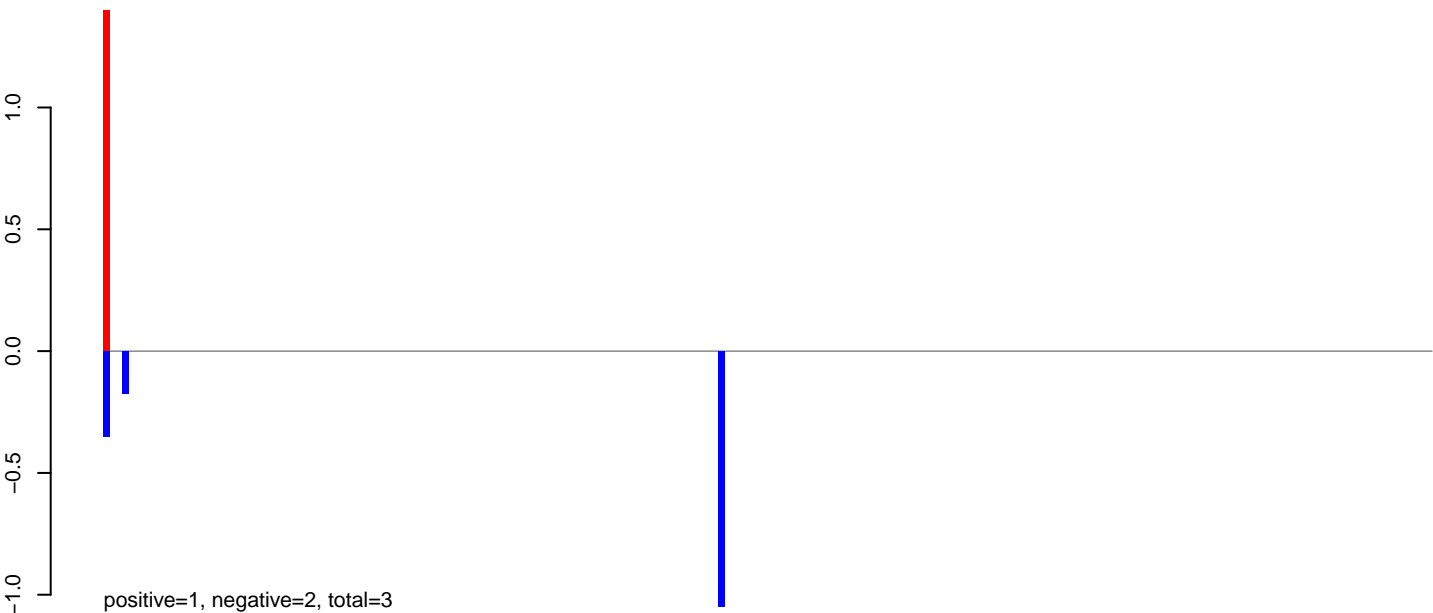
AeAeg_Aag2_DENV3.24_35.rep



AeAeg_Aag2_DENV3.rep



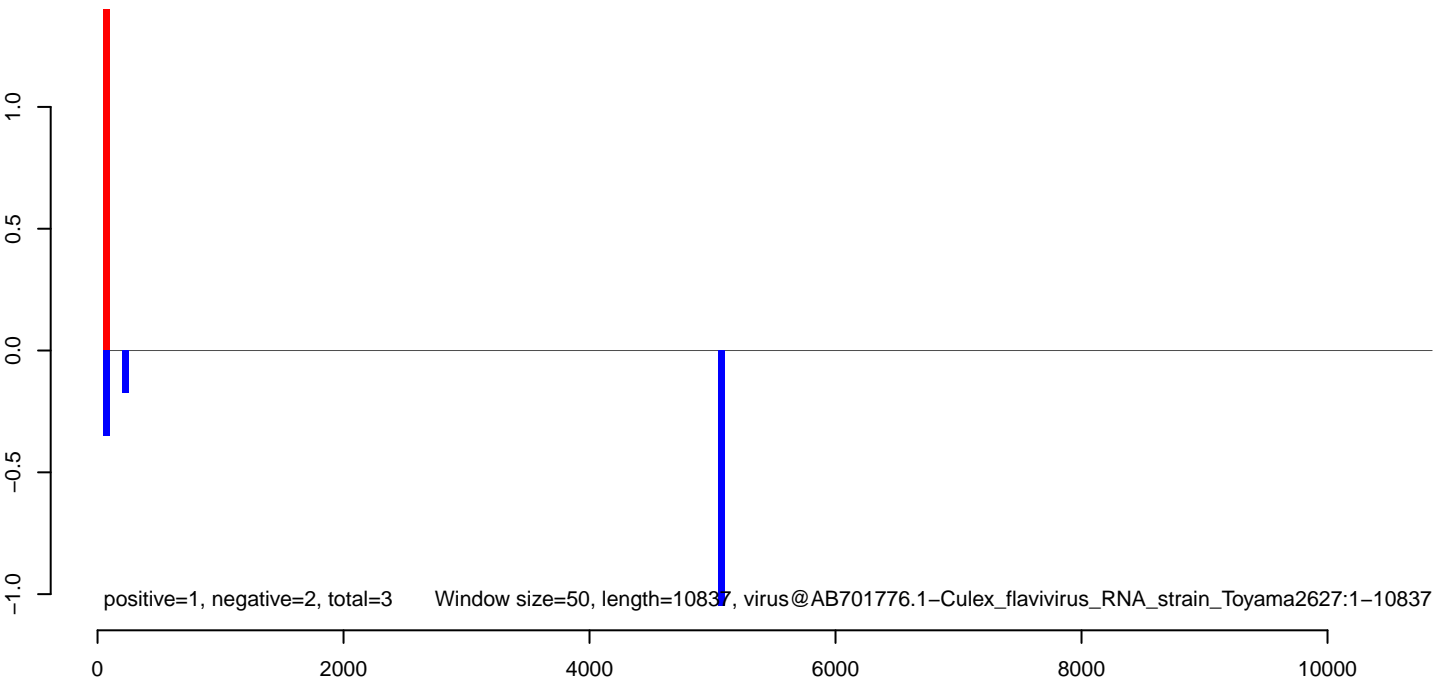
AeAeg_Aag2_DENV3.18_23.rep




AeAeg_Aag2_DENV3.24_35.rep




AeAeg_Aag2_DENV3.rep




AeAeg_Aag2_DENV3.18_23.rep



AeAeg_Aag2_DENV3.24_35.rep




AeAeg_Aag2_DENV3.rep




amphiphilic_protein_matrix_hypothetical_proteins_glycoprotein_hypothetical_proteins_and_polymerase_genes:1-13593

0 2000 4000 6000 8000 10000 12000 14000

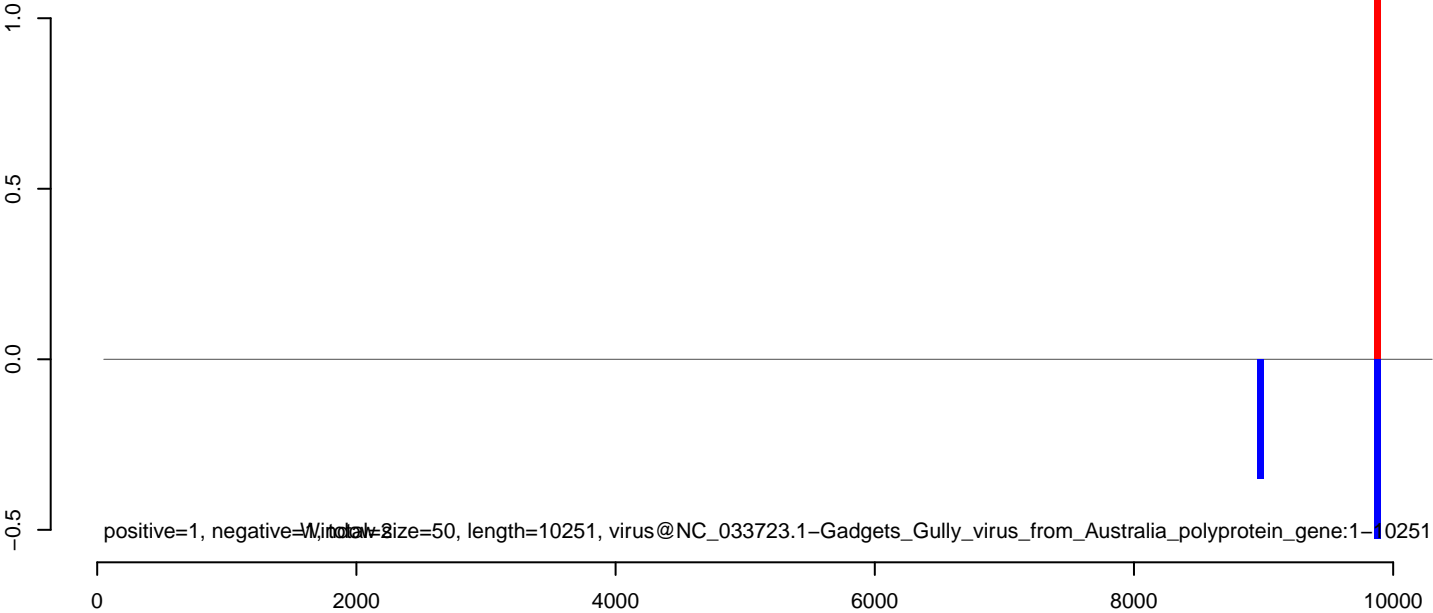
AeAeg_Aag2_DENV3.18_23.rep




AeAeg_Aag2_DENV3.24_35.rep



AeAeg_Aag2_DENV3.rep



AeAeg_Aag2_DENV3.18_23.rep



AeAeg_Aag2_DENV3.24_35.rep




AeAeg_Aag2_DENV3.rep




Window size=50, length=10158, virus@NC_030401.1-Hanko_virus_polyprotein_gene:1-10158

0 2000 4000 6000 8000 10000


AeAeg_Aag2_DENV3.18_23.rep



AeAeg_Aag2_DENV3.24_35.rep




AeAeg_Aag2_DENV3.rep




0 2000 4000 6000 8000 10000


AeAeg_Aag2_DENV3.18_23.rep



AeAeg_Aag2_DENV3.24_35.rep




AeAeg_Aag2_DENV3.rep




Window size=50, length=14478, virus@NC_028241.1-Yata_virus_isolate_DakArB_2181:1-14478

0 5000 10000 15000

AeAeg_Aag2_DENV3.18_23.rep



AeAeg_Aag2_DENV3.24_35.rep



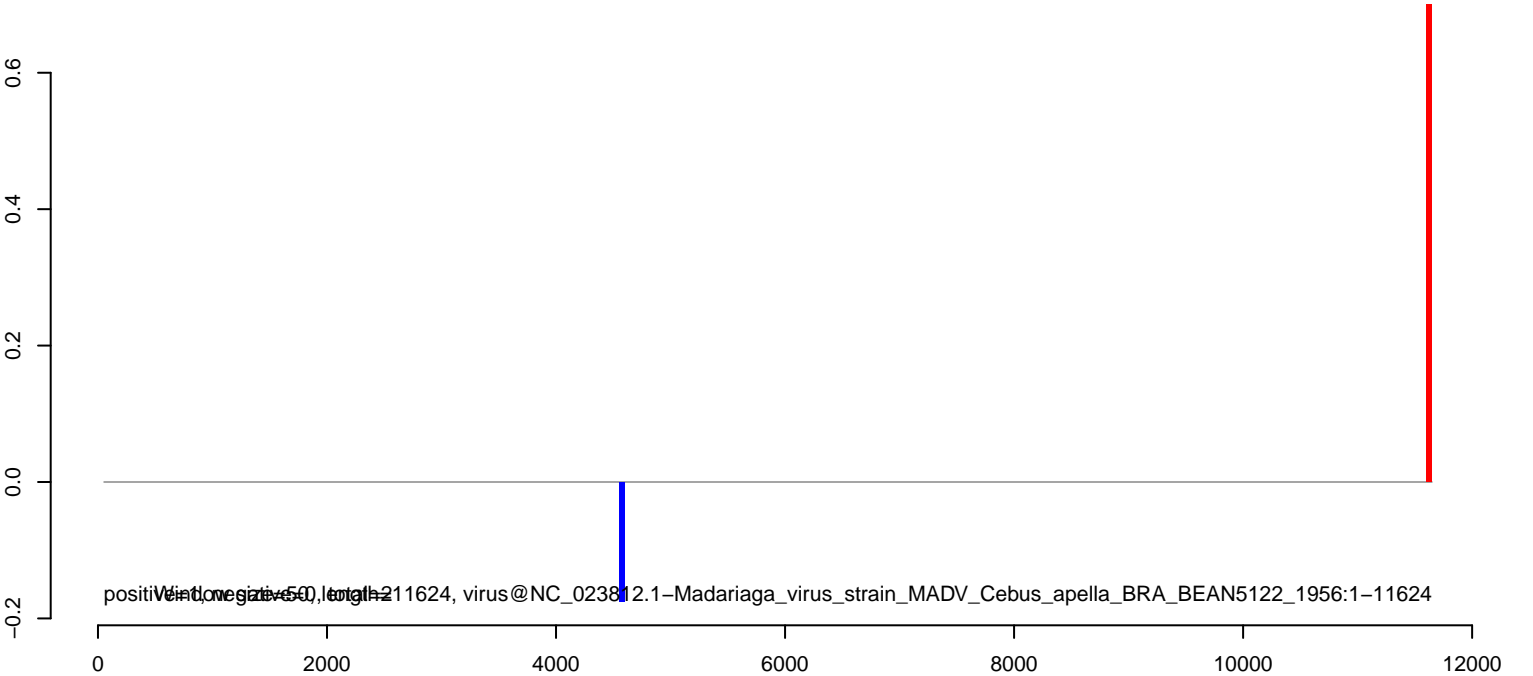
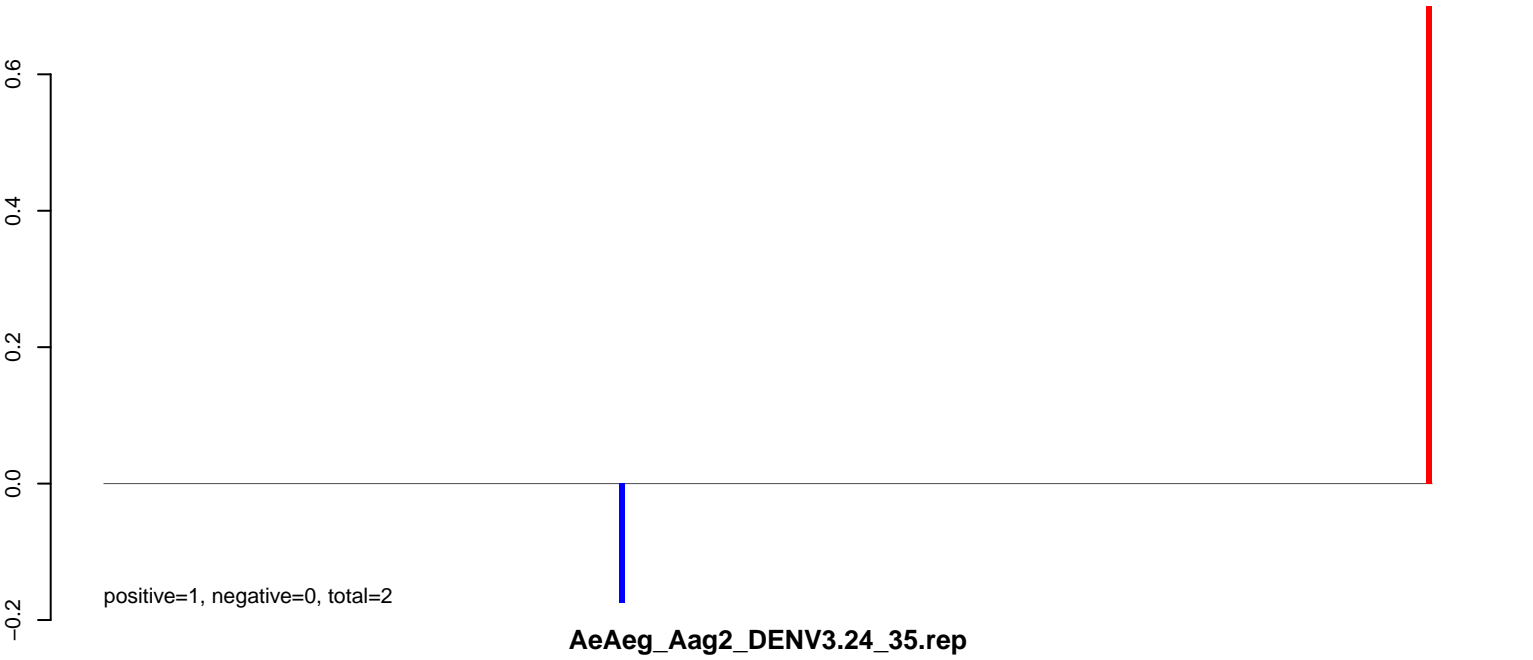
AeAeg_Aag2_DENV3.rep




Window size=50, length=10878, virus@NC_024299.2-Nienokoue_virus_isolate_B51_CI_2004:1-10878

0 2000 4000 6000 8000 10000


AeAeg_Aag2_DENV3.18_23.rep




AeAeg_Aag2_DENV3.18_23.rep



AeAeg_Aag2_DENV3.24_35.rep




AeAeg_Aag2_DENV3.rep




Window size=50, length=11029, virus@NC_009942.1-West_Nile_virus_lineage_1:1-11029

0 2000 4000 6000 8000 10000

AeAeg_Aag2_DENV3.18_23.rep



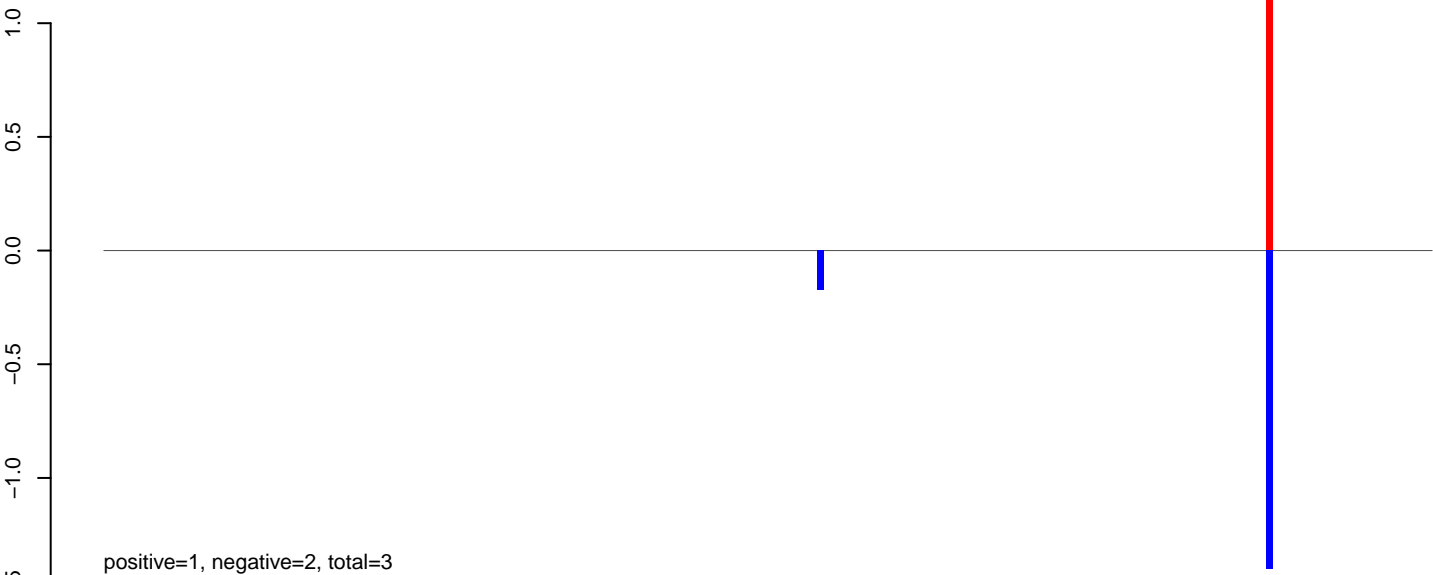
AeAeg_Aag2_DENV3.24_35.rep




AeAeg_Aag2_DENV3.rep



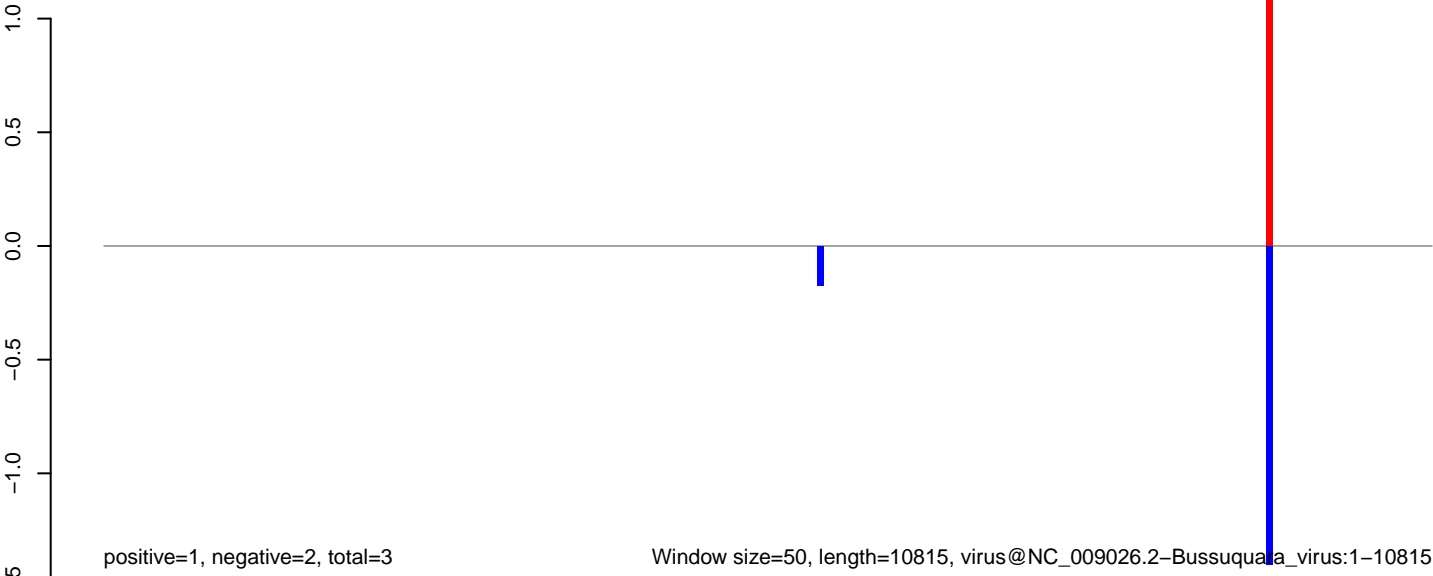
AeAeg_Aag2_DENV3.18_23.rep



AeAeg_Aag2_DENV3.24_35.rep




AeAeg_Aag2_DENV3.rep



AeAeg_Aag2_DENV3.18_23.rep




AeAeg_Aag2_DENV3.24_35.rep



AeAeg_Aag2_DENV3.rep




AeAeg_Aag2_DENV3.18_23.rep




positive=2, negative=1, total=3

AeAeg_Aag2_DENV3.24_35.rep



positive=0, negative=0, total=0

AeAeg_Aag2_DENV3.rep

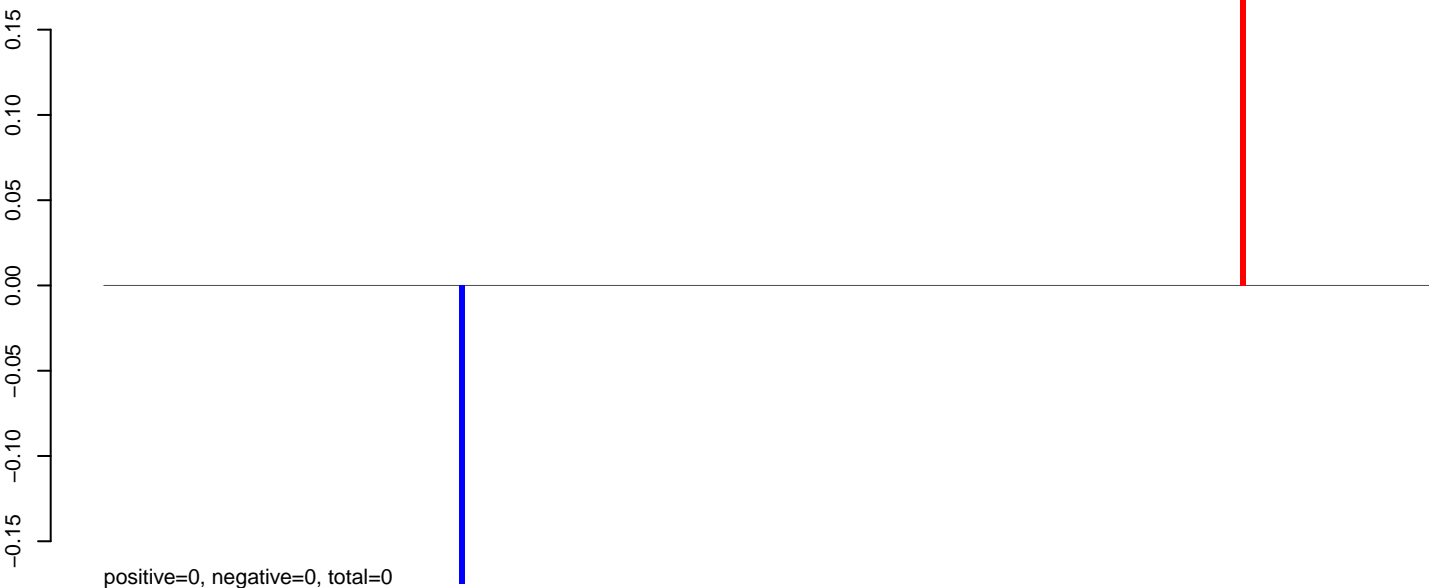


positive=2, negative=1, total=3


Window size=50, length=11826, virus@NC_004162.2-Chikungunya_virus:1-11826

0 2000 4000 6000 8000 10000 12000

AeAeg_Aag2_DENV3.18_23.rep



AeAeg_Aag2_DENV3.24_35.rep




AeAeg_Aag2_DENV3.rep




0 2000 4000 6000 8000 10000

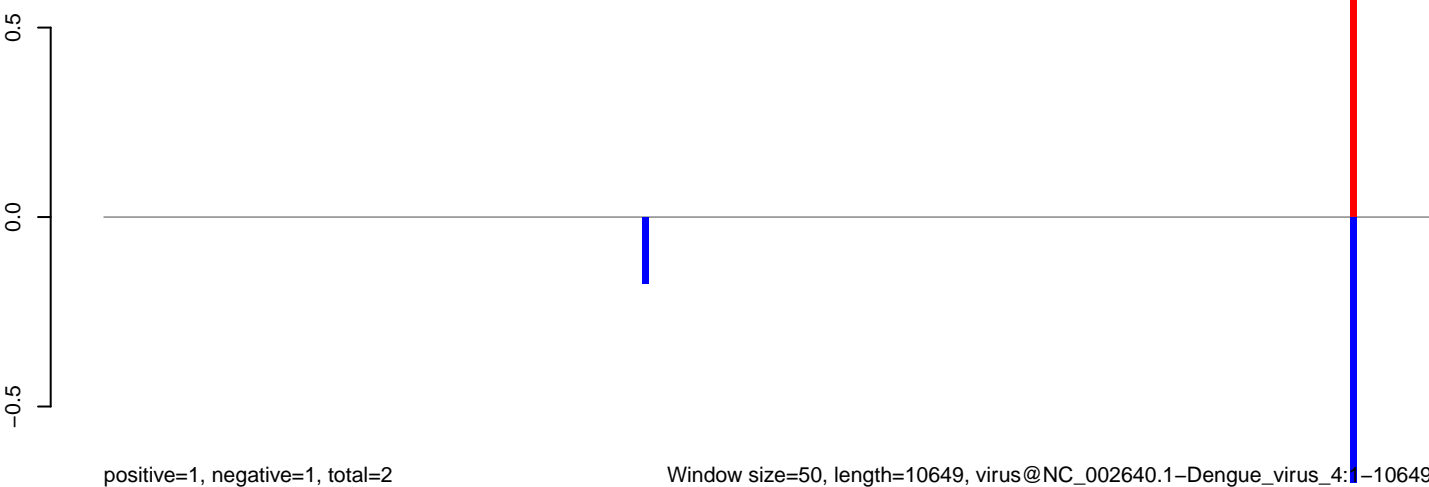
AeAeg_Aag2_DENV3.18_23.rep




AeAeg_Aag2_DENV3.24_35.rep




AeAeg_Aag2_DENV3.rep



AeAeg_Aag2_DENV3.18_23.rep



AeAeg_Aag2_DENV3.24_35.rep




AeAeg_Aag2_DENV3.rep




Window size=50, length=10871, virus@NC_001809.1-Louping_ill_virus:1-10871

0 2000 4000 6000 8000 10000


AeAeg_Aag2_DENV3.18_23.rep



AeAeg_Aag2_DENV3.24_35.rep




AeAeg_Aag2_DENV3.rep




0 2000 4000 6000 8000 10000

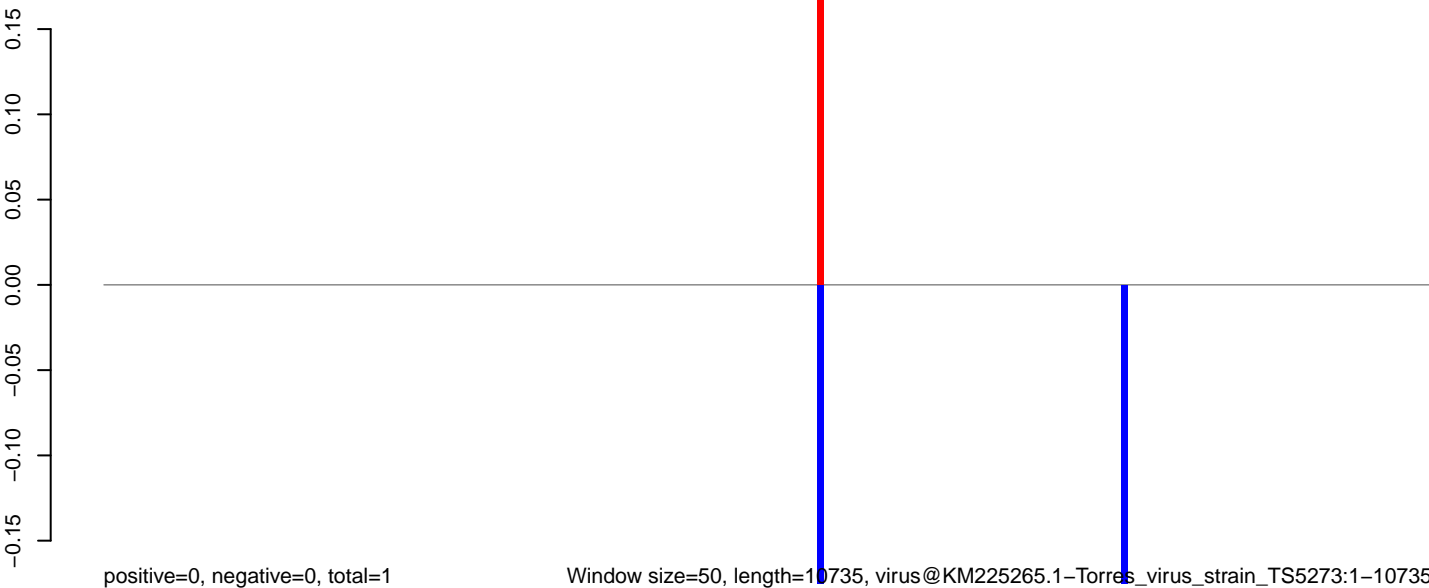
AeAeg_Aag2_DENV3.18_23.rep



AeAeg_Aag2_DENV3.24_35.rep




AeAeg_Aag2_DENV3.rep




0 2000 4000 6000 8000 10000

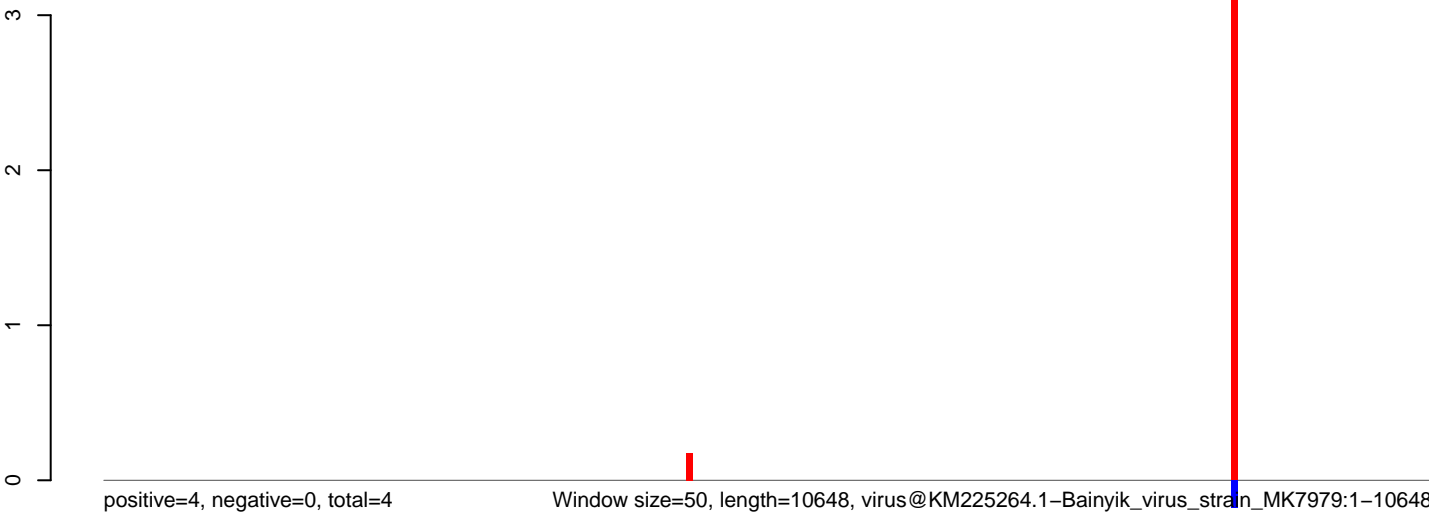
AeAeg_Aag2_DENV3.18_23.rep



AeAeg_Aag2_DENV3.24_35.rep




AeAeg_Aag2_DENV3.rep




0 2000 4000 6000 8000 10000

AeAeg_Aag2_DENV3.18_23.rep



AeAeg_Aag2_DENV3.24_35.rep




AeAeg_Aag2_DENV3.rep



low size of the genome, virus @ X853181.1-Schmallenberg_virus_isolate_Germany_segment_S_plus_segment_M_plus_segment_L:1-12094

0 2000 4000 6000 8000 10000 12000

AeAeg_Aag2_DENV3.18_23.rep




positive=1, negative=1, total=1

AeAeg_Aag2_DENV3.24_35.rep



positive=0, negative=0, total=0

AeAeg_Aag2_DENV3.rep




positive=1, negative=1, total=1

Window size=50, length=10837, virus@FJ663034.1-Culex_flavivirus_isolate_lowa07:1-10837


0 2000 4000 6000 8000 10000

AeAeg_Aag2_DENV3.18_23.rep




positive=1, negative=1, total=2

AeAeg_Aag2_DENV3.24_35.rep



positive=0, negative=0, total=0


AeAeg_Aag2_DENV3.rep




positive=1, negative=1, total=2

Window size=50, length=10922, virus@AY632538.4-Iguape_virus_strain_SPAn_71686:1-10922

AeAeg_Aag2_DENV3.18_23.rep



AeAeg_Aag2_DENV3.24_35.rep




AeAeg_Aag2_DENV3.rep




positive=0, negative=0, total=1, length=1012, virus@AF411845.1-Elaeis_guineensis_MADS_box_transcription_factor_AGL2-3_mRNA:1-1012

200 400 600 800 1000


AeAeg_Aag2_DENV3.18_23.rep




AeAeg_Aag2_DENV3.24_35.rep




AeAeg_Aag2_DENV3.rep



AeAeg_Aag2_DENV3.18_23.rep




AeAeg_Aag2_DENV3.24_35.rep




AeAeg_Aag2_DENV3.rep



AeAeg_Aag2_DENV3.18_23.rep




AeAeg_Aag2_DENV3.24_35.rep




AeAeg_Aag2_DENV3.rep




AeAeg_Aag2_DENV3.18_23.rep



AeAeg_Aag2_DENV3.24_35.rep




AeAeg_Aag2_DENV3.rep




phosphoprotein_hypothetical_proteins_matrix_glycoprotein_hypothetical_protein_and_polymerase_genes:1-13784


AeAeg_Aag2_DENV3.18_23.rep




AeAeg_Aag2_DENV3.24_35.rep




AeAeg_Aag2_DENV3.rep




AeAeg_Aag2_DENV3.18_23.rep



AeAeg_Aag2_DENV3.24_35.rep




AeAeg_Aag2_DENV3.rep




losquepositivomnegativointermediosphoprotein_hypothetical_proteins_matrix_glycoprotein_hypothetical_protein_and_polymerase_genes:1-12957

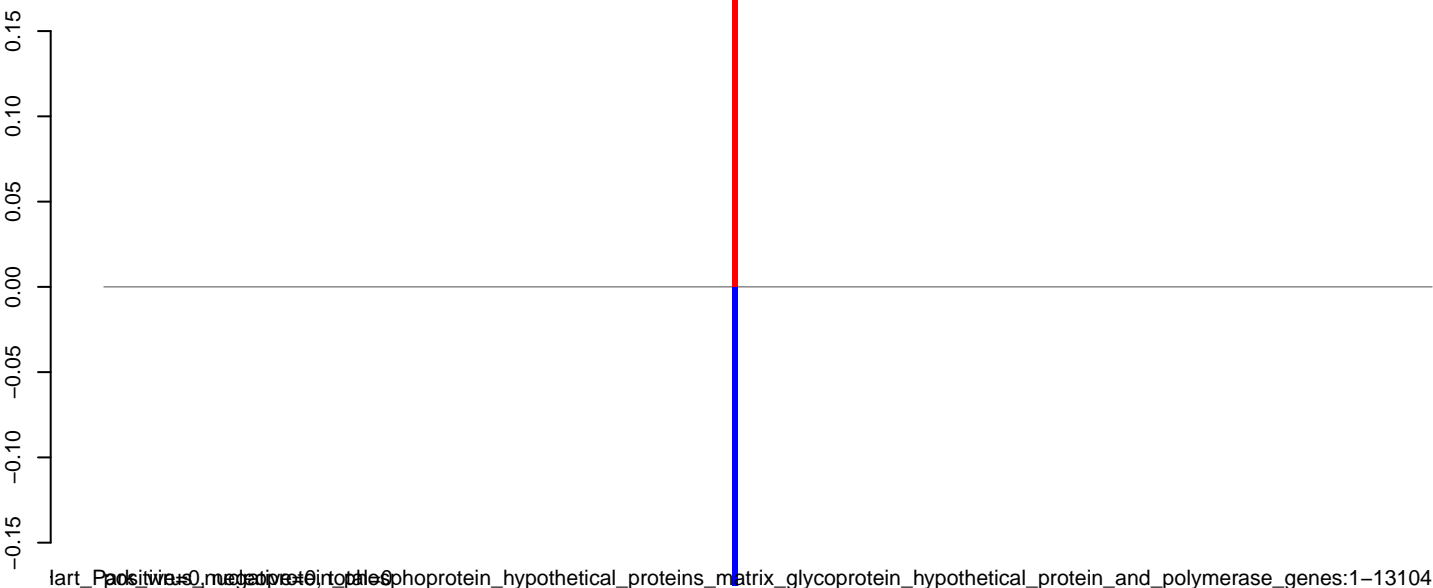
AeAeg_Aag2_DENV3.18_23.rep



AeAeg_Aag2_DENV3.24_35.rep




AeAeg_Aag2_DENV3.rep




part_positive=0, negative=0, total=0 phosphoprotein_hypothetical_proteins_matrix_glycoprotein_hypothetical_protein_and_polymerase_genes:1-13104


AeAeg_Aag2_DENV3.18_23.rep




AeAeg_Aag2_DENV3.24_35.rep




AeAeg_Aag2_DENV3.rep




AeAeg_Aag2_DENV3.18_23.rep




AeAeg_Aag2_DENV3.24_35.rep




AeAeg_Aag2_DENV3.rep




AeAeg_Aag2_DENV3.18_23.rep



AeAeg_Aag2_DENV3.24_35.rep




AeAeg_Aag2_DENV3.rep




0 2000 4000 6000 8000 10000


AeAeg_Aag2_DENV3.18_23.rep



AeAeg_Aag2_DENV3.24_35.rep



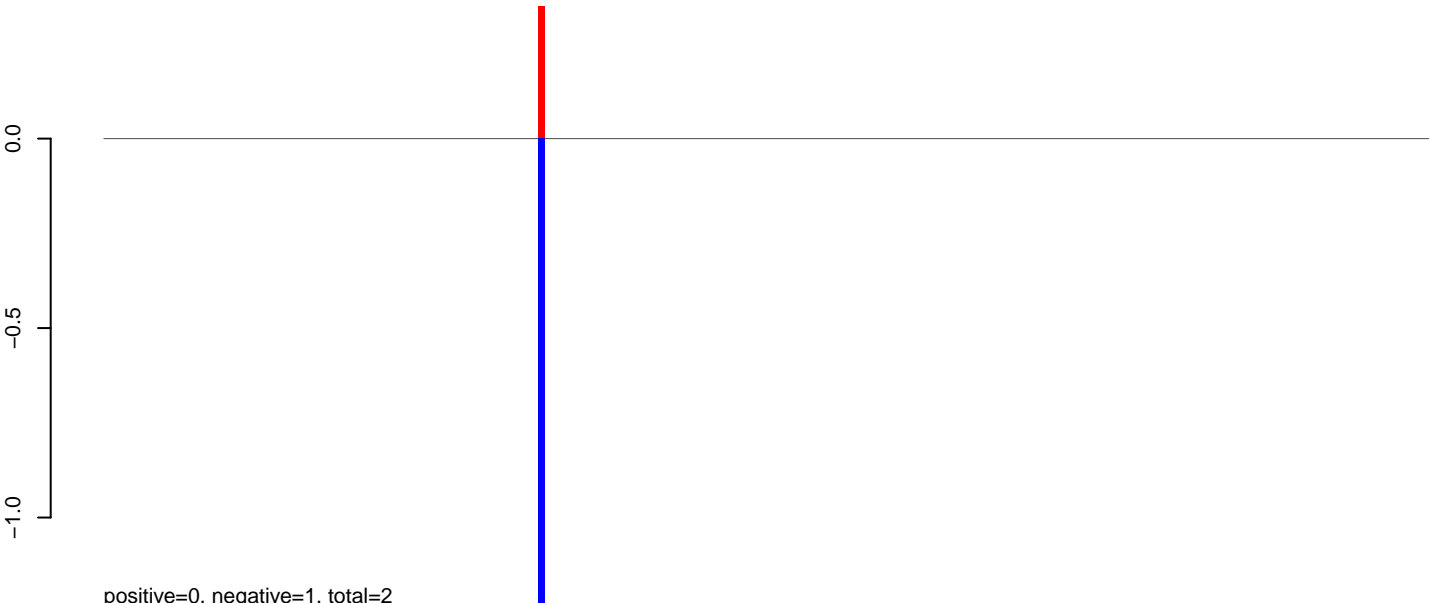
AeAeg_Aag2_DENV3.rep



v size=561 length=6675 virus=016-033327.1-Hubei_chuvirus-like_virus_1_strain_QTM26249_RNA-dependent_RNA_polymerase_gene:1-6873


0 1000 2000 3000 4000 5000 6000 7000

AeAeg_Aag2_DENV3.18_23.rep



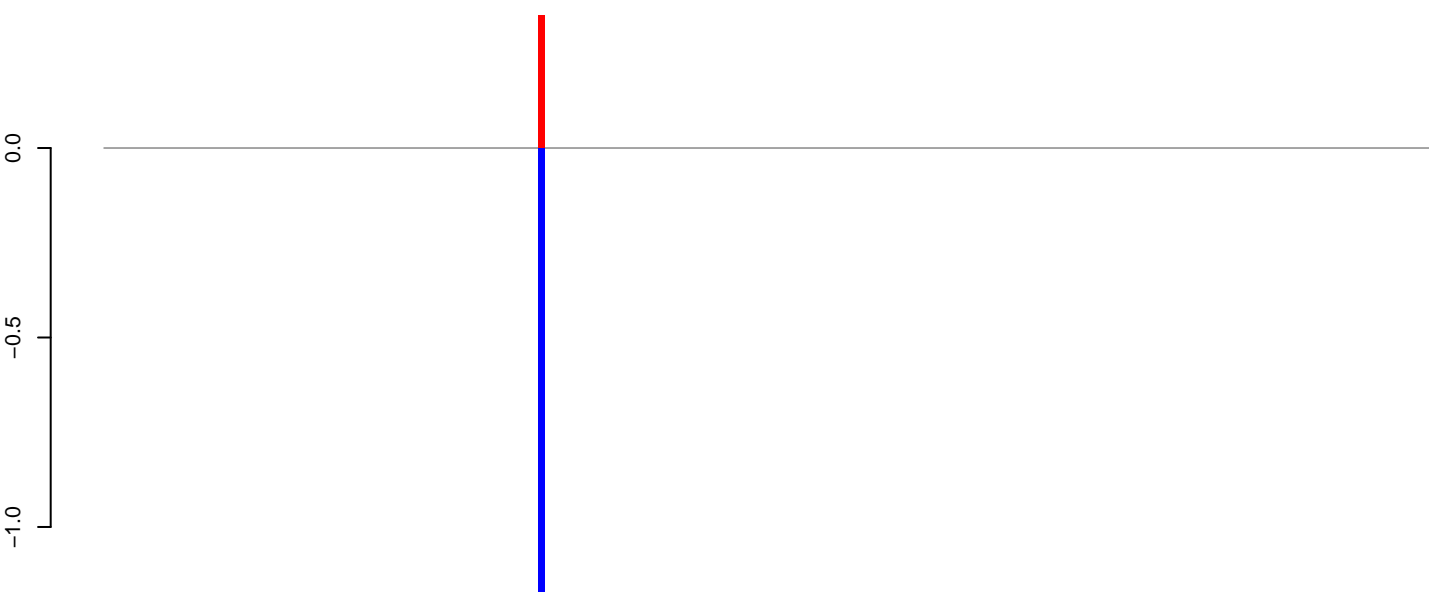
positive=0, negative=1, total=2

AeAeg_Aag2_DENV3.24_35.rep



positive=0, negative=0, total=0


AeAeg_Aag2_DENV3.rep




positive=0, negative=1, total=2, window size=50, length=10869, virus@NC_031957.1-UNVERIFIED_Coot_Bay_virus_strain_EVG5-53:1-10869

0 2000 4000 6000 8000 10000


AeAeg_Aag2_DENV3.18_23.rep



AeAeg_Aag2_DENV3.24_35.rep




AeAeg_Aag2_DENV3.rep



Window size=50, length=10588, virus@NC_031327.1-Anopheles_flavivirus_variant_1:1-10588

0 2000 4000 6000 8000 10000

AeAeg_Aag2_DENV3.18_23.rep




positive=0, negative=0, total=0

AeAeg_Aag2_DENV3.24_35.rep



positive=0, negative=0, total=0


AeAeg_Aag2_DENV3.rep



positive=0, negative=0, total=0, window size=50, length=10206, virus@NC_030289.1-Edge_Hill_virus_strain_YMP_48_polyprotein_gene:1-10206

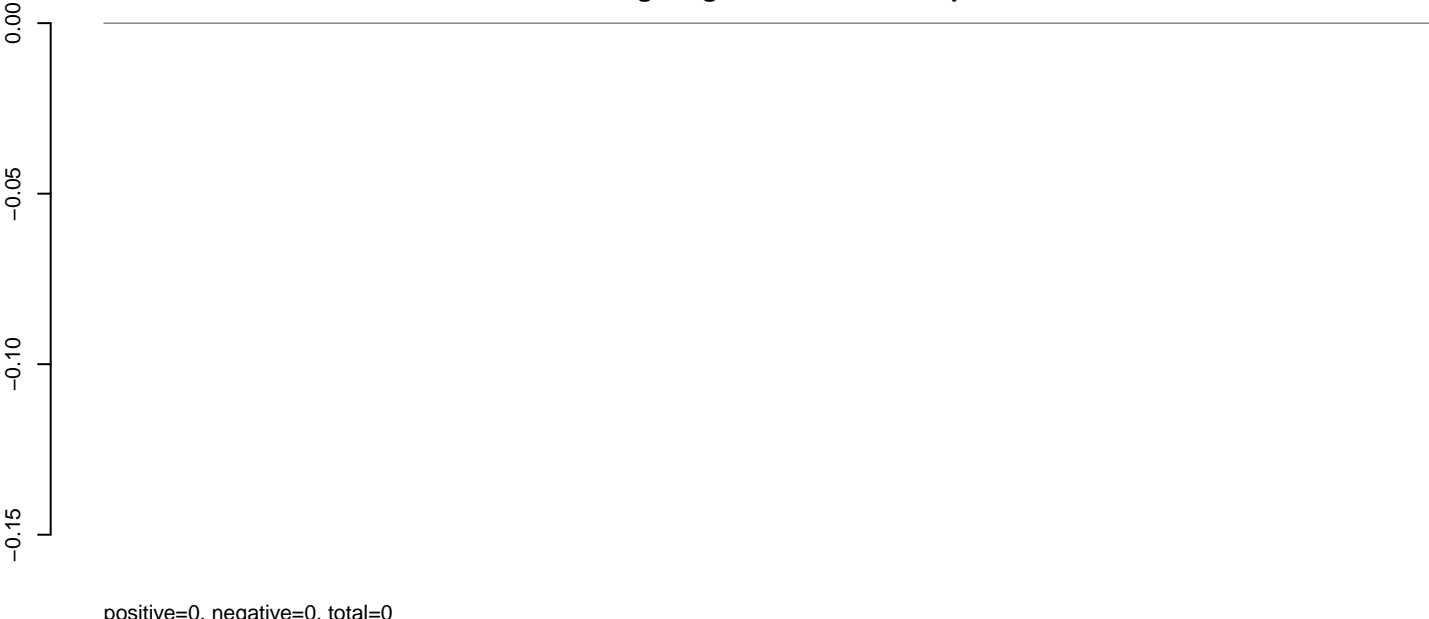
0 2000 4000 6000 8000 10000

AeAeg_Aag2_DENV3.18_23.rep



positive=0, negative=0, total=0

AeAeg_Aag2_DENV3.24_35.rep




positive=0, negative=0, total=0

AeAeg_Aag2_DENV3.rep




positive=0, negative=0, total=0


Window size=50, length=10125, virus@NC_026620.1-Jutiapa_virus_strain_JG-128:1-10125



AeAeg_Aag2_DENV3.18_23.rep




AeAeg_Aag2_DENV3.24_35.rep



AeAeg_Aag2_DENV3.rep



AeAeg_Aag2_DENV3.18_23.rep




positive=0, negative=0, total=0

AeAeg_Aag2_DENV3.24_35.rep



positive=0, negative=0, total=0


AeAeg_Aag2_DENV3.rep




positive=0, negative=0, total=0, window size=50, length=10688, virus@NC_023439.1-Kama_virus_strain_LEIV-20776Tat_polyprotein_gene:1-10688

0 2000 4000 6000 8000 10000


AeAeg_Aag2_DENV3.18_23.rep



AeAeg_Aag2_DENV3.24_35.rep




AeAeg_Aag2_DENV3.rep




Window size=50, length=10943, virus@NC_018705.3-Ntaya_virus:1-10943

0 2000 4000 6000 8000 10000


AeAeg_Aag2_DENV3.18_23.rep



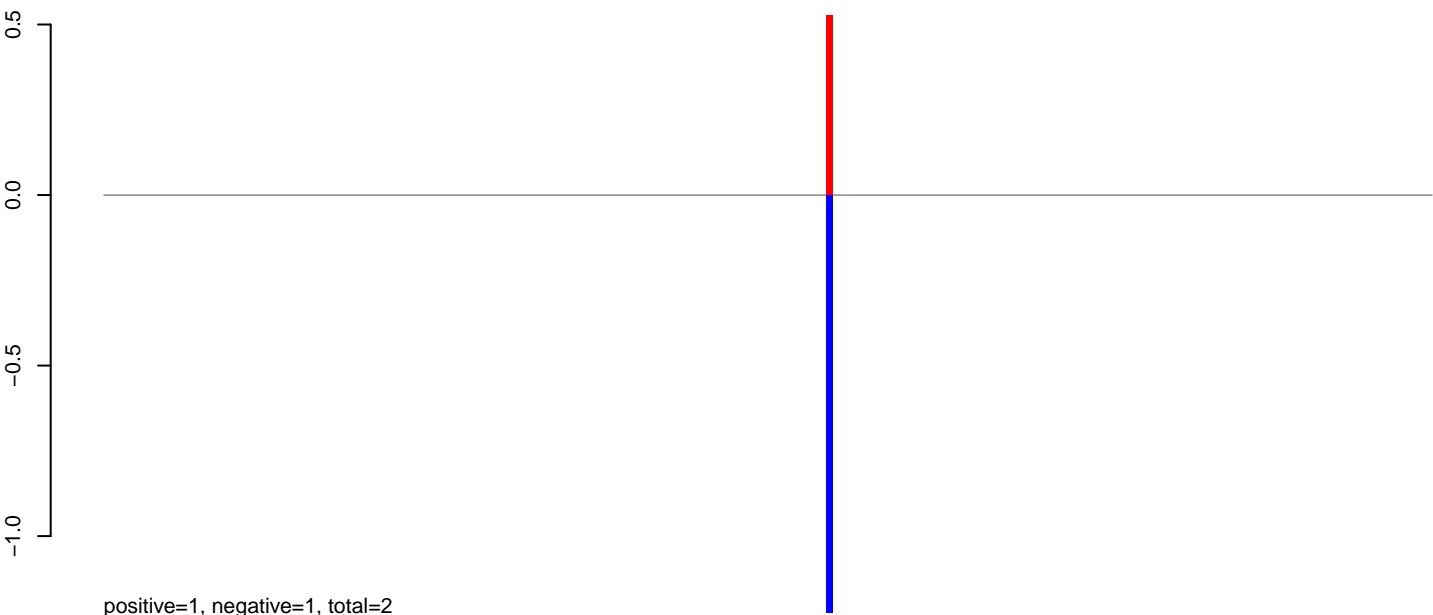
AeAeg_Aag2_DENV3.24_35.rep



AeAeg_Aag2_DENV3.rep




AeAeg_Aag2_DENV3.18_23.rep



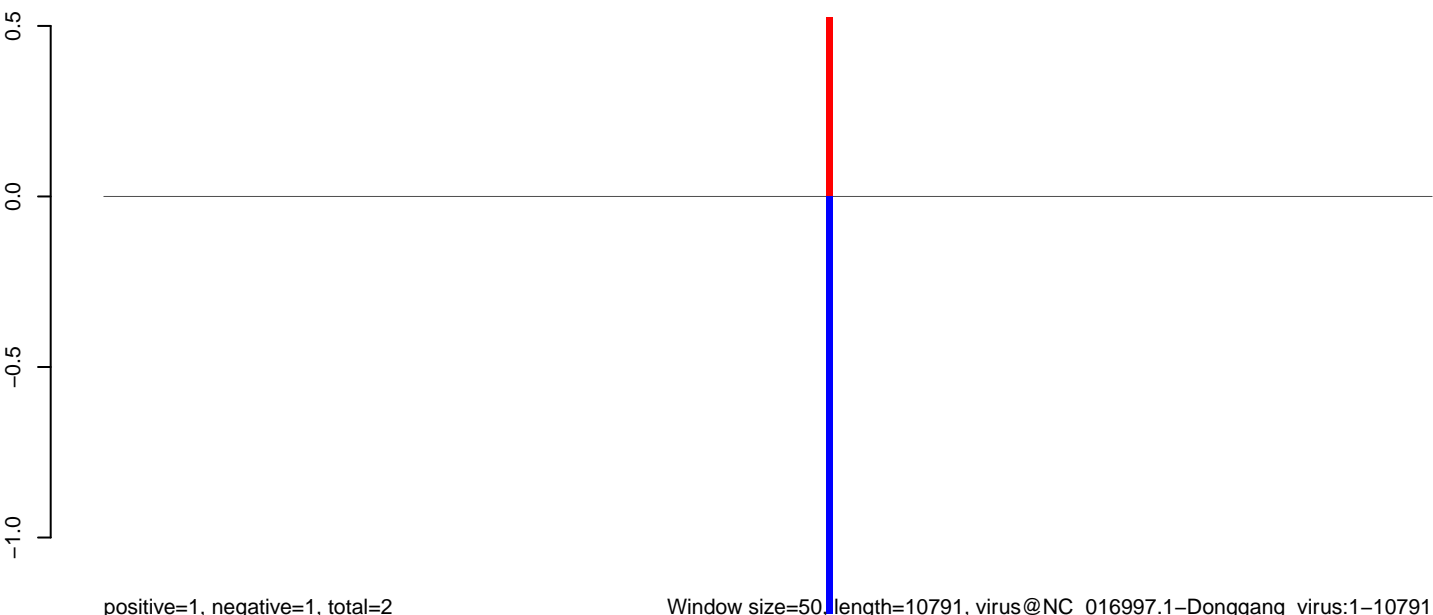
positive=1, negative=1, total=2

AeAeg_Aag2_DENV3.24_35.rep




positive=0, negative=0, total=0

AeAeg_Aag2_DENV3.rep

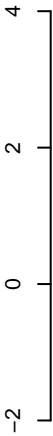


positive=1, negative=1, total=2

Window size=50, length=10791, virus@NC_016997.1-Donggang_virus:1-10791

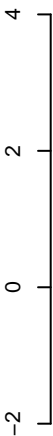


AeAeg_Aag2_DENV3.18_23.rep



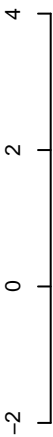
positive=11, negative=6, total=18

AeAeg_Aag2_DENV3.24_35.rep



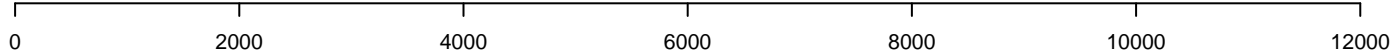
positive=0, negative=0, total=0

AeAeg_Aag2_DENV3.rep



positive=11, negative=6, total=18

Window size=50, length=11877, virus@NC_016962.1-Bebaru_virus:1-11877



AeAeg_Aag2_DENV3.18_23.rep

20
10
0
-10

positive=47, negative=28, total=75



AeAeg_Aag2_DENV3.24_35.rep

20
10
0
-10

positive=0, negative=0, total=0



AeAeg_Aag2_DENV3.rep

20
10
0
-10

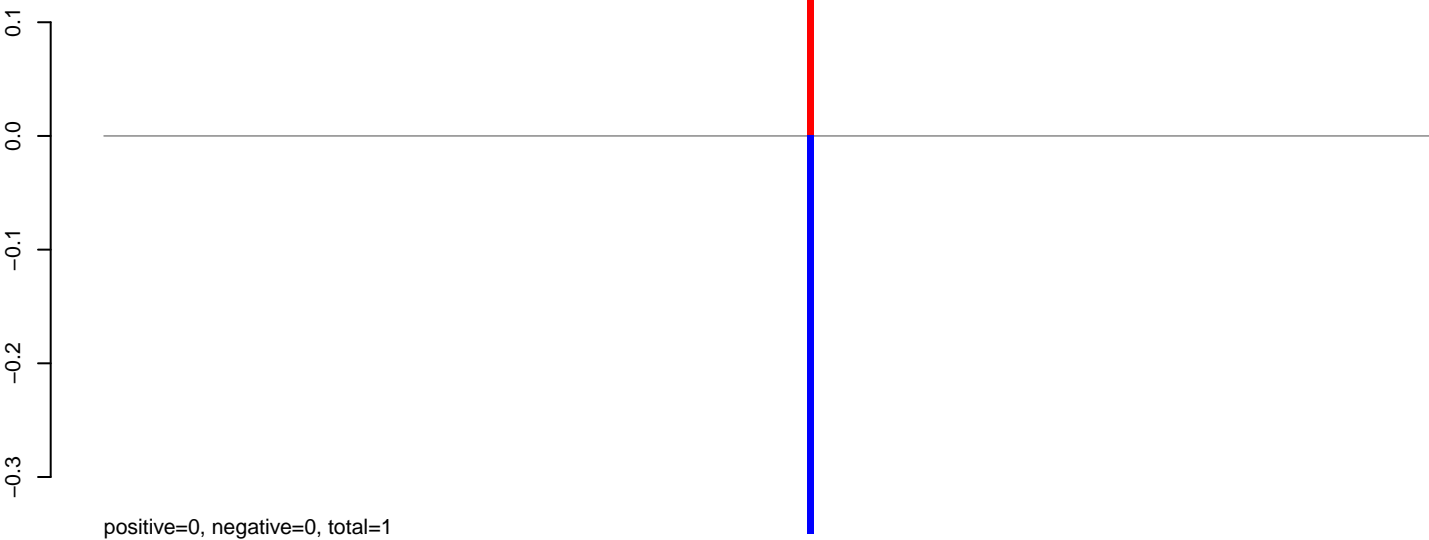
positive=47, negative=28, total=75

Window size=50, length=11616, virus@NC_016961.1-Whataroa_virus:1-11616


0 2000 4000 6000 8000 10000 12000



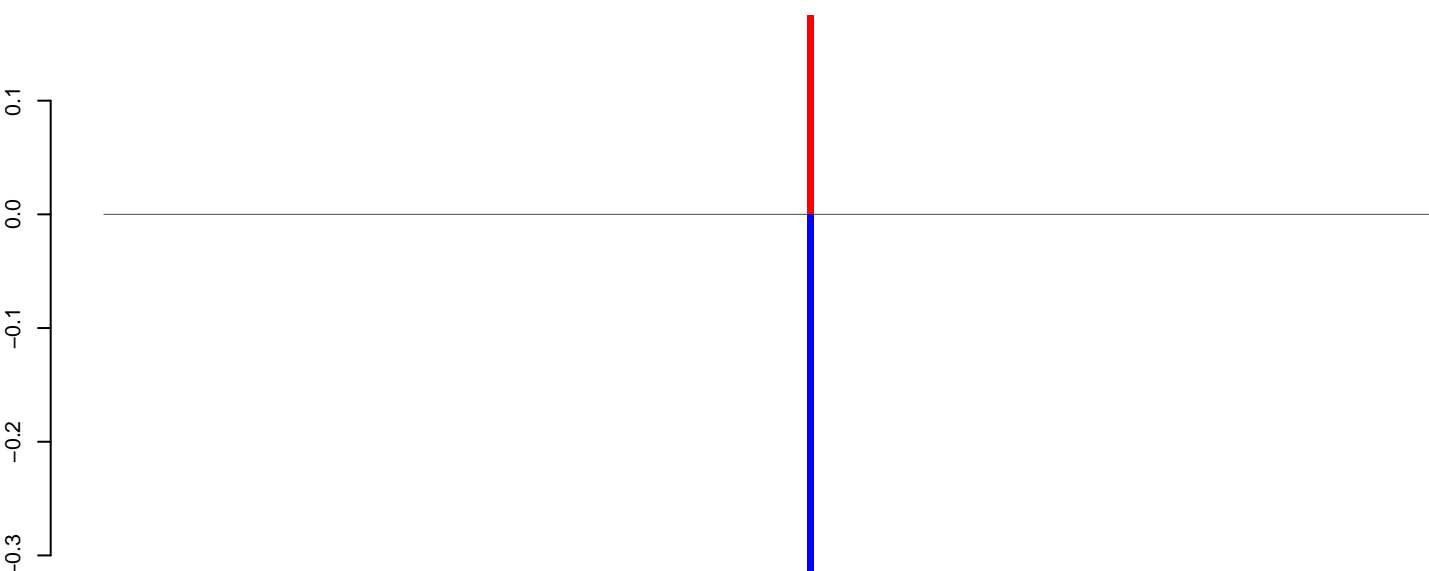
AeAeg_Aag2_DENV3.18_23.rep



AeAeg_Aag2_DENV3.24_35.rep




AeAeg_Aag2_DENV3.rep



Windows size=50, length=10990, virus@NC_015843.2-Tembusu_virus_flavivirus_polyprotein_flavivirus_polyprotein_gene_gene:1-10990


AeAeg_Aag2_DENV3.18_23.rep



AeAeg_Aag2_DENV3.24_35.rep




AeAeg_Aag2_DENV3.rep




Window size=50, length=11381, virus@NC_013528.1-Fort_Morgan_virus:1-11381

0 2000 4000 6000 8000 10000


AeAeg_Aag2_DENV3.18_23.rep



AeAeg_Aag2_DENV3.24_35.rep




AeAeg_Aag2_DENV3.rep




Phila_melanogaster_sigma_virus_AP30_NLP_X_M_G_and_L_genes_genomic_RNA_isolate_AP30:1-12390

0 2000 4000 6000 8000 10000 12000


AeAeg_Aag2_DENV3.18_23.rep



AeAeg_Aag2_DENV3.24_35.rep



AeAeg_Aag2_DENV3.rep




Window size=50, length=11526, virus@NC_012561.1-Highlands_J_virus:1-11526

0 2000 4000 6000 8000 10000 12000


AeAeg_Aag2_DENV3.18_23.rep



AeAeg_Aag2_DENV3.24_35.rep




AeAeg_Aag2_DENV3.rep




0 2000 4000 6000 8000 10000

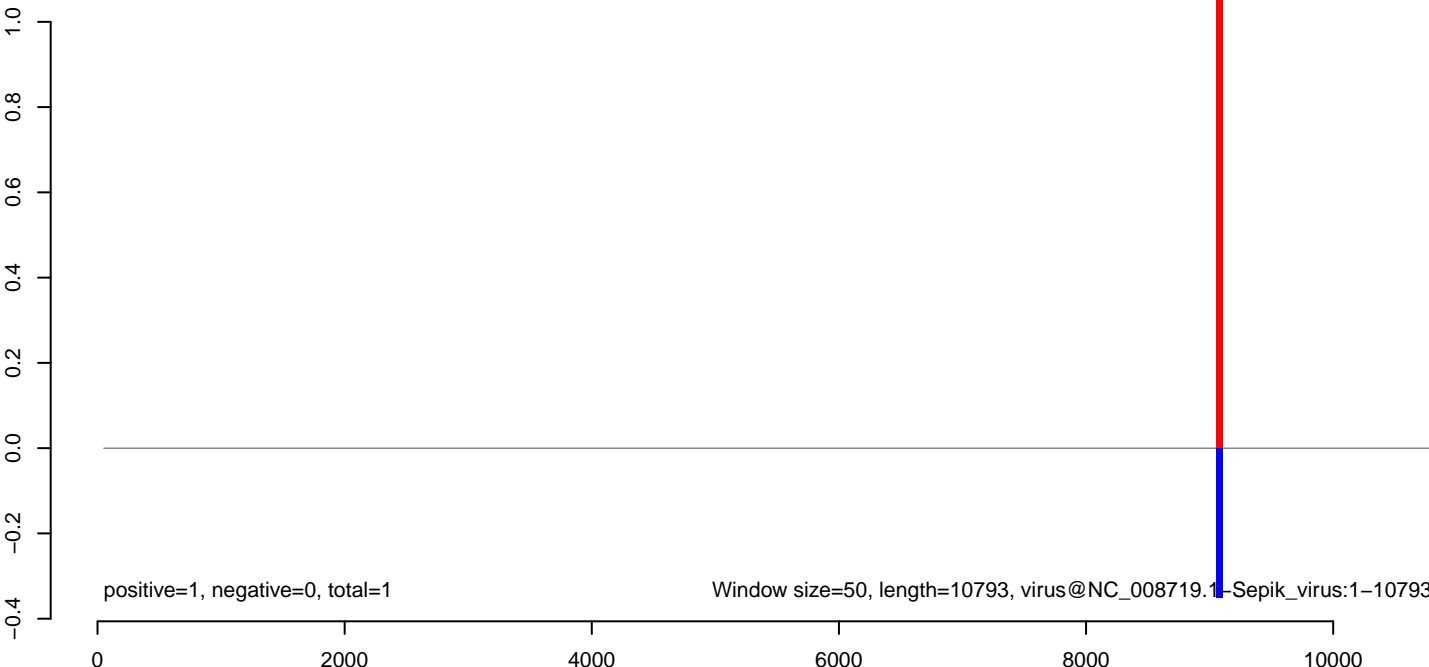
AeAeg_Aag2_DENV3.18_23.rep




AeAeg_Aag2_DENV3.24_35.rep



AeAeg_Aag2_DENV3.rep




AeAeg_Aag2_DENV3.18_23.rep



positive=0, negative=0, total=0

AeAeg_Aag2_DENV3.24_35.rep



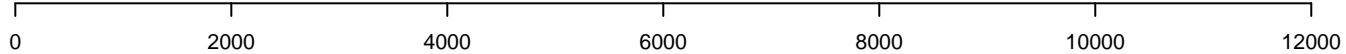
positive=0, negative=0, total=0

AeAeg_Aag2_DENV3.rep




positive=0, negative=0, total=0

Window size=50, length=12333, virus@NC_007919.3-Nora_virus1-12333




AeAeg_Aag2_DENV3.18_23.rep




positive=0, negative=0, total=0

AeAeg_Aag2_DENV3.24_35.rep




positive=0, negative=0, total=0

AeAeg_Aag2_DENV3.rep




positive=0, negative=0, total=0

Window size=50, length=10940, virus@NC_007580.2-St._Louis_encephalitis_virus:1-10940




AeAeg_Aag2_DENV3.18_23.rep



positive=0, negative=0, total=0

AeAeg_Aag2_DENV3.24_35.rep




positive=0, negative=0, total=0

AeAeg_Aag2_DENV3.rep




positive=0, negative=0, total=0


Window size=50, length=10787, virus@NC_005062.1-Omsk_hemorrhagic_fever_virus:1-10787




AeAeg_Aag2_DENV3.18_23.rep



AeAeg_Aag2_DENV3.24_35.rep




AeAeg_Aag2_DENV3.rep




Window size=50, length=4507, virus@NC_004146.1-Flock_house_virus_RNA_1_and_RNA2:1-4507

0 1000 2000 3000 4000

AeAeg_Aag2_DENV3.18_23.rep




AeAeg_Aag2_DENV3.24_35.rep



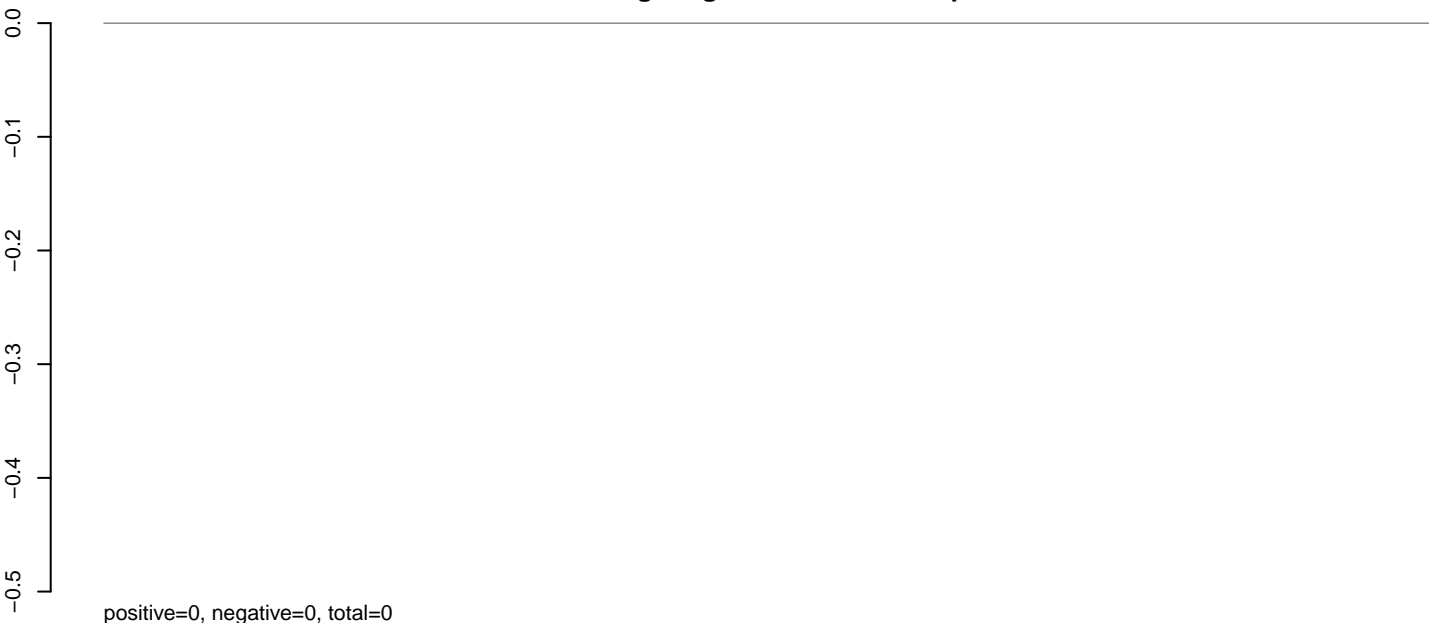
AeAeg_Aag2_DENV3.rep




AeAeg_Aag2_DENV3.18_23.rep



AeAeg_Aag2_DENV3.24_35.rep



AeAeg_Aag2_DENV3.rep



AeAeg_Aag2_DENV3.18_23.rep

0.00
-0.05
-0.10
-0.15
-0.20
-0.25
-0.30
-0.35

positive=0, negative=0, total=0

AeAeg_Aag2_DENV3.24_35.rep

0.00
-0.05
-0.10
-0.15
-0.20
-0.25
-0.30
-0.35

positive=0, negative=0, total=0

AeAeg_Aag2_DENV3.rep


0.00
-0.05
-0.10
-0.15
-0.20
-0.25
-0.30
-0.35

positive=0, negative=0, total=0


Window size=50, length=10943, virus@NC_003690.1-Langat_virus:1-10943

0 2000 4000 6000 8000 10000

AeAeg_Aag2_DENV3.18_23.rep



AeAeg_Aag2_DENV3.24_35.rep




AeAeg_Aag2_DENV3.rep




0 2000 4000 6000 8000 10000


AeAeg_Aag2_DENV3.18_23.rep



AeAeg_Aag2_DENV3.24_35.rep




AeAeg_Aag2_DENV3.rep




Window size=50, length=10140, virus@NC_003675.1-Rio_Bravo_virus_genome:1-10140

0 2000 4000 6000 8000 10000

AeAeg_Aag2_DENV3.18_23.rep



AeAeg_Aag2_DENV3.24_35.rep




AeAeg_Aag2_DENV3.rep




0 2000 4000 6000 8000 10000


AeAeg_Aag2_DENV3.18_23.rep



AeAeg_Aag2_DENV3.24_35.rep




AeAeg_Aag2_DENV3.rep




0 2000 4000 6000 8000 10000

AeAeg_Aag2_DENV3.18_23.rep




positive=0, negative=0, total=0

AeAeg_Aag2_DENV3.24_35.rep



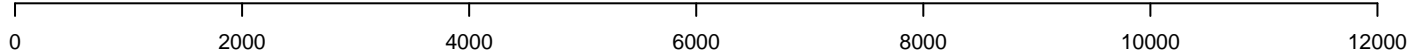
positive=0, negative=0, total=0

AeAeg_Aag2_DENV3.rep

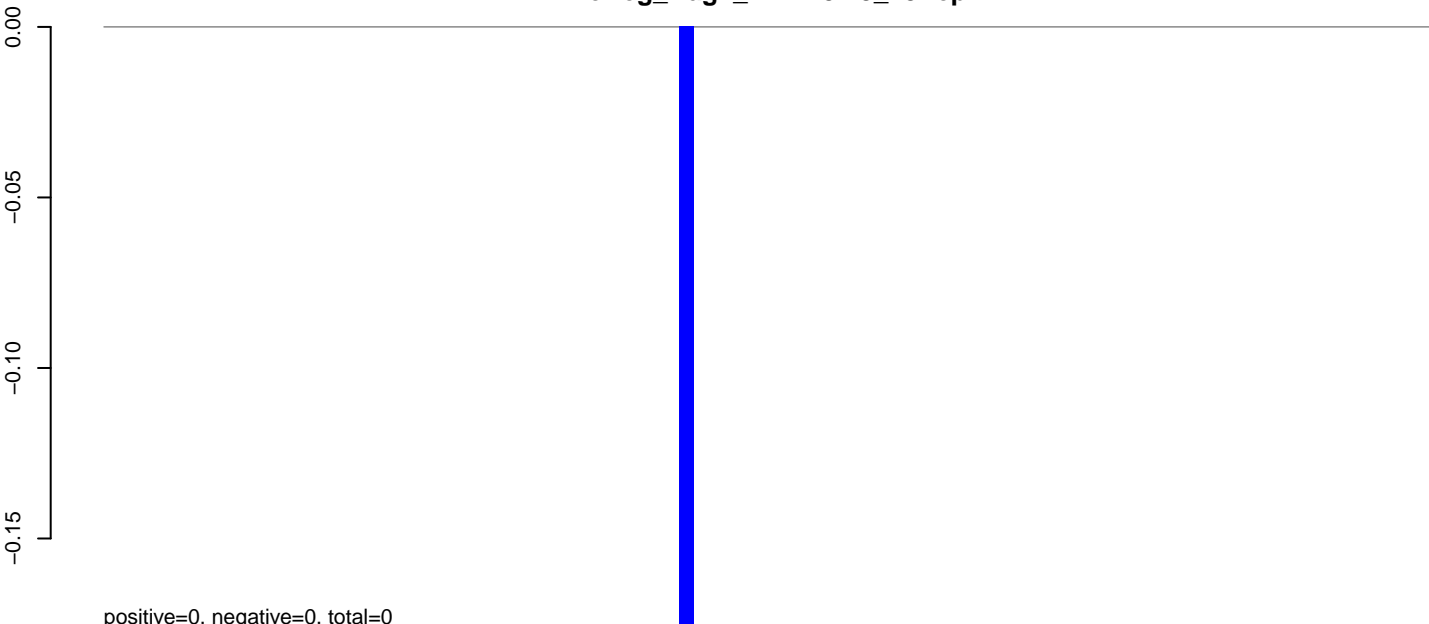


positive=0, negative=0, total=0


Window size=50, length=11703, virus@NC_001547.1-Sindbis_virus:1-11703



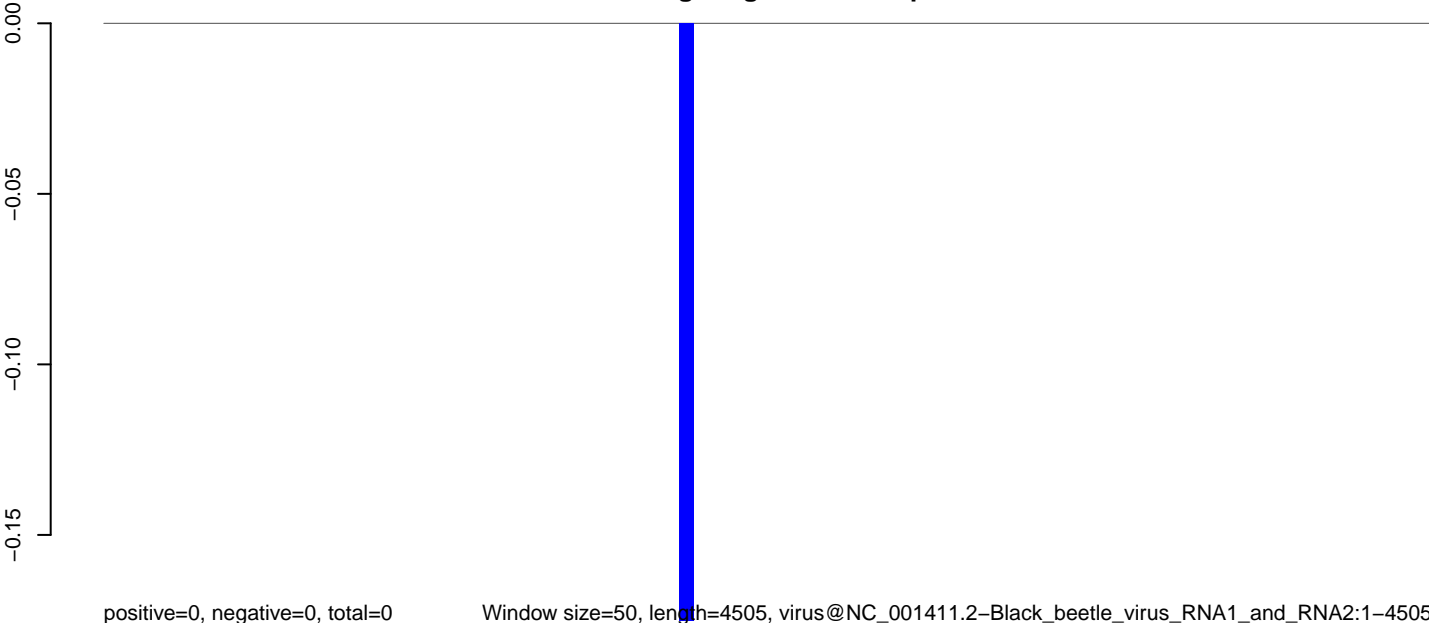
AeAeg_Aag2_DENV3.18_23.rep



AeAeg_Aag2_DENV3.24_35.rep




AeAeg_Aag2_DENV3.rep




Window size=50, length=4505, virus@NC_001411.2-Black_beetle_virus_RNA1_and_RNA2:1-4505

0 1000 2000 3000 4000

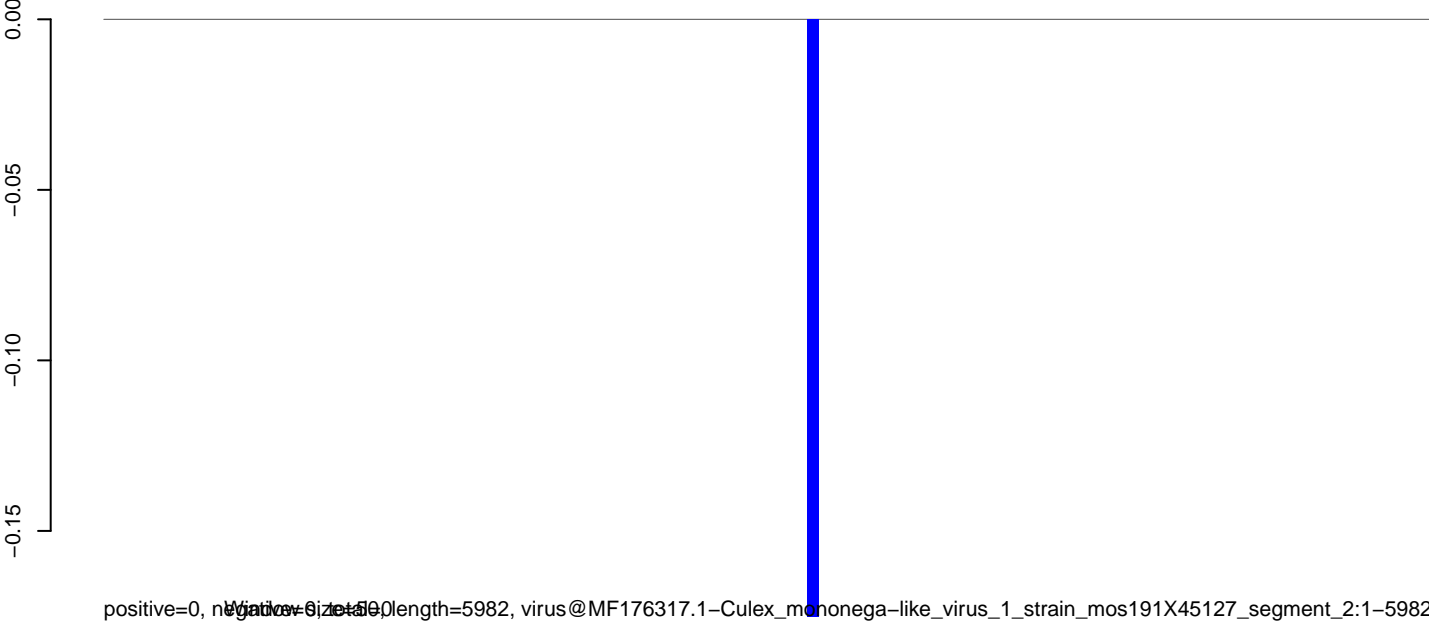
AeAeg_Aag2_DENV3.18_23.rep




AeAeg_Aag2_DENV3.24_35.rep




AeAeg_Aag2_DENV3.rep




AeAeg_Aag2_DENV3.18_23.rep



AeAeg_Aag2_DENV3.24_35.rep




AeAeg_Aag2_DENV3.rep




0 2000 4000 6000 8000 10000 12000


AeAeg_Aag2_DENV3.18_23.rep




AeAeg_Aag2_DENV3.24_35.rep



AeAeg_Aag2_DENV3.rep




AeAeg_Aag2_DENV3.18_23.rep




positive=0, negative=0, total=0

AeAeg_Aag2_DENV3.24_35.rep




positive=0, negative=0, total=0


AeAeg_Aag2_DENV3.rep




positive=0, negative=0, total=0, window size=50, length=10749, virus@KX669682.1-Calbertado_virus_isolate_Cal_mos_2_polyprotein_gene:1-10749




AeAeg_Aag2_DENV3.18_23.rep




AeAeg_Aag2_DENV3.24_35.rep




AeAeg_Aag2_DENV3.rep



AeAeg_Aag2_DENV3.18_23.rep



AeAeg_Aag2_DENV3.24_35.rep



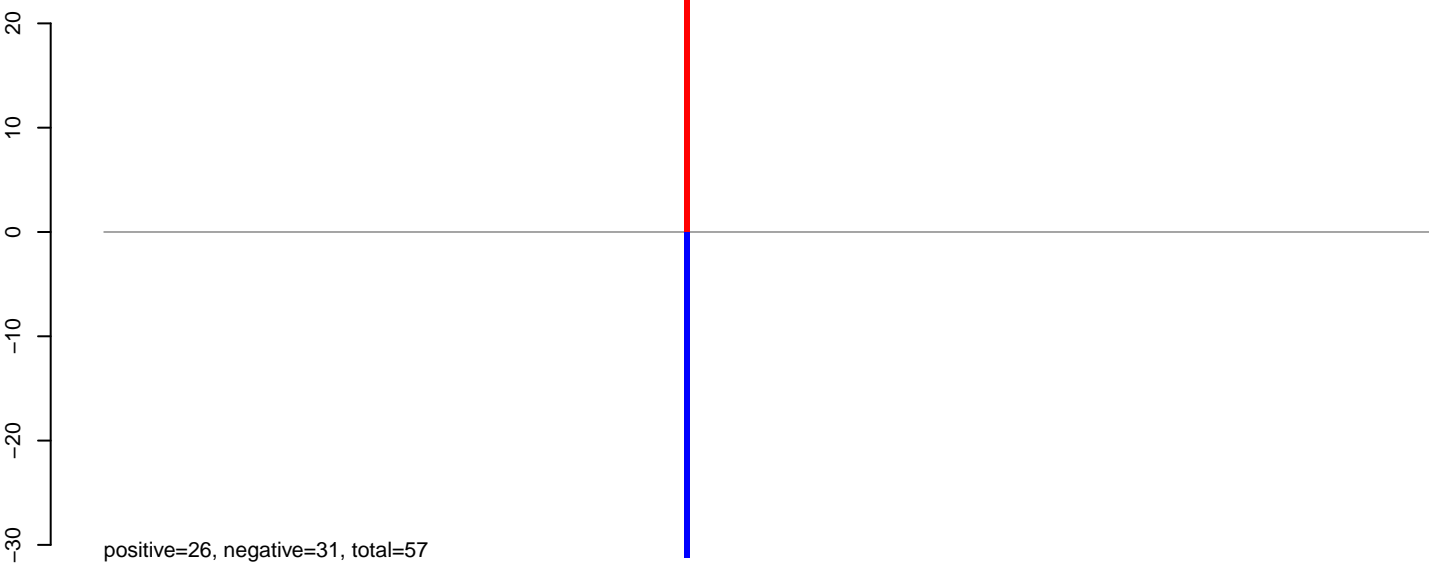
AeAeg_Aag2_DENV3.rep



50, length=12580, positive=0, negative=0, total=0

0 2000 4000 6000 8000 10000 12000


AeAeg_Aag2_DENV3.18_23.rep



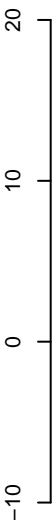
AeAeg_Aag2_DENV3.24_35.rep



AeAeg_Aag2_DENV3.rep

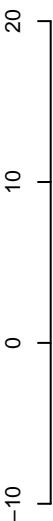


AeAeg_Aag2_DENV3.18_23.rep



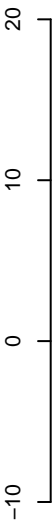
positive=46, negative=28, total=74

AeAeg_Aag2_DENV3.24_35.rep

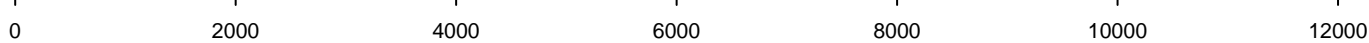


positive=0, negative=0, total=0


AeAeg_Aag2_DENV3.rep




e=50, positive=42, negative=25, total=67
1-Trocaravirus_non_structural_polyprotein_gene_partial_cds_and_structural_polyprotein_gene:1-12052



AeAeg_Aag2_DENV3.18_23.rep




AeAeg_Aag2_DENV3.24_35.rep




AeAeg_Aag2_DENV3.rep




AeAeg_Aag2_DENV3.18_23.rep




AeAeg_Aag2_DENV3.24_35.rep




AeAeg_Aag2_DENV3.rep




AeAeg_Aag2_DENV3.18_23.rep




AeAeg_Aag2_DENV3.24_35.rep




AeAeg_Aag2_DENV3.rep



AeAeg_Aag2_DENV3.18_23.rep



AeAeg_Aag2_DENV3.24_35.rep




AeAeg_Aag2_DENV3.rep




positive=0, negative=0, total=0, window_size=50, length=972, virus@AF411844.1-Elaeis guineensis_MADS_box_transcription_factor_AGL2-2_mRNA:1-972

200 400 600 800 1000


AeAeg_Aag2_DENV3.18_23.rep



AeAeg_Aag2_DENV3.24_35.rep




AeAeg_Aag2_DENV3.rep




0 2000 4000 6000 8000 10000

AeAeg_Aag2_DENV3.18_23.rep



AeAeg_Aag2_DENV3.24_35.rep



AeAeg_Aag2_DENV3.rep



AeAeg_Aag2_DENV3.18_23.rep



AeAeg_Aag2_DENV3.24_35.rep




AeAeg_Aag2_DENV3.rep




0 5000 10000 15000 20000


AeAeg_Aag2_DENV3.18_23.rep



AeAeg_Aag2_DENV3.24_35.rep



AeAeg_Aag2_DENV3.rep



0 2000 4000 6000 8000 10000 12000 14000

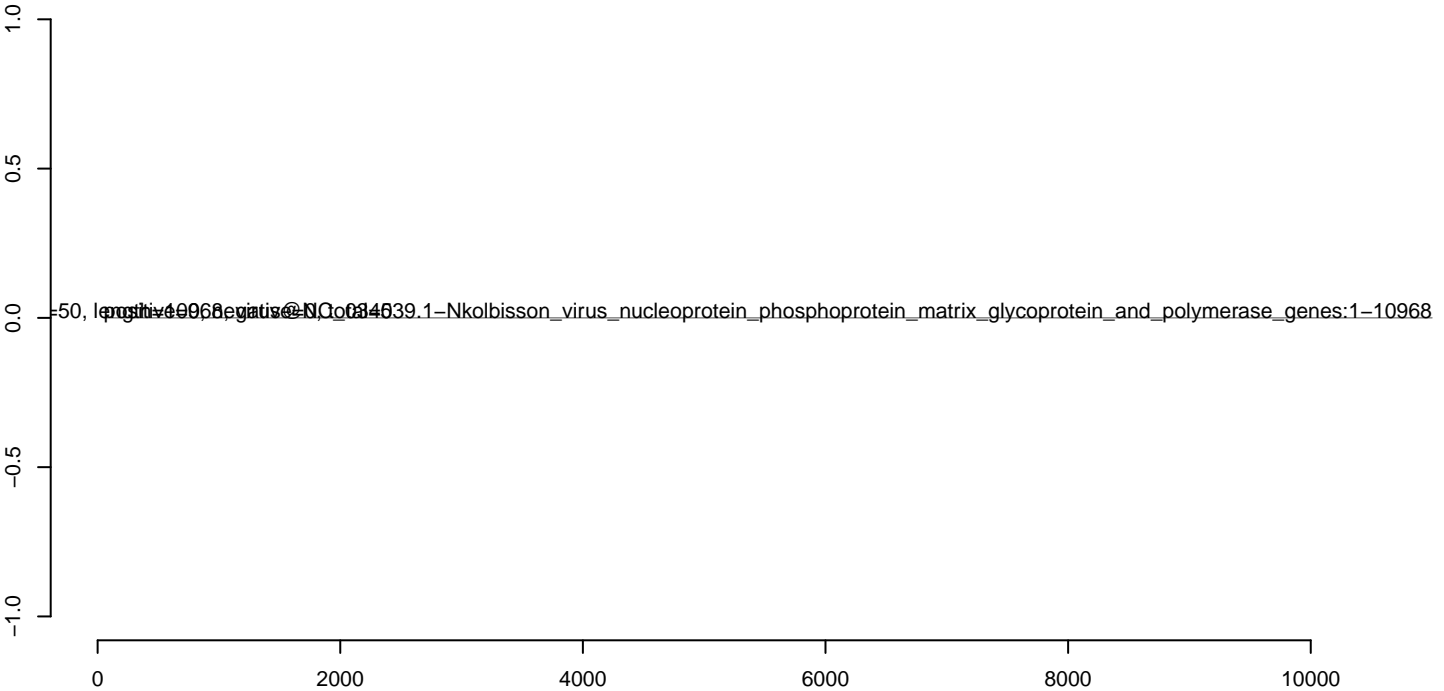
AeAeg_Aag2_DENV3.18_23.rep



AeAeg_Aag2_DENV3.24_35.rep



AeAeg_Aag2_DENV3.rep



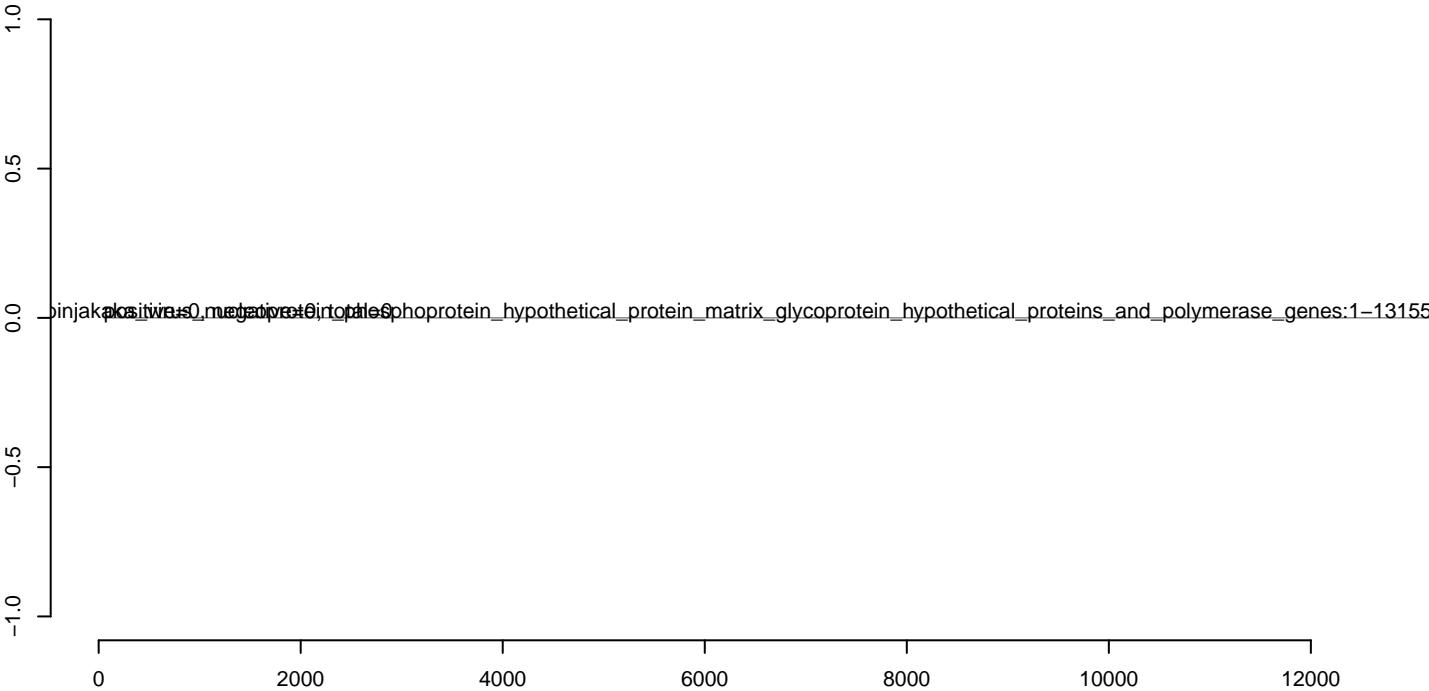
AeAeg_Aag2_DENV3.18_23.rep




AeAeg_Aag2_DENV3.24_35.rep




AeAeg_Aag2_DENV3.rep



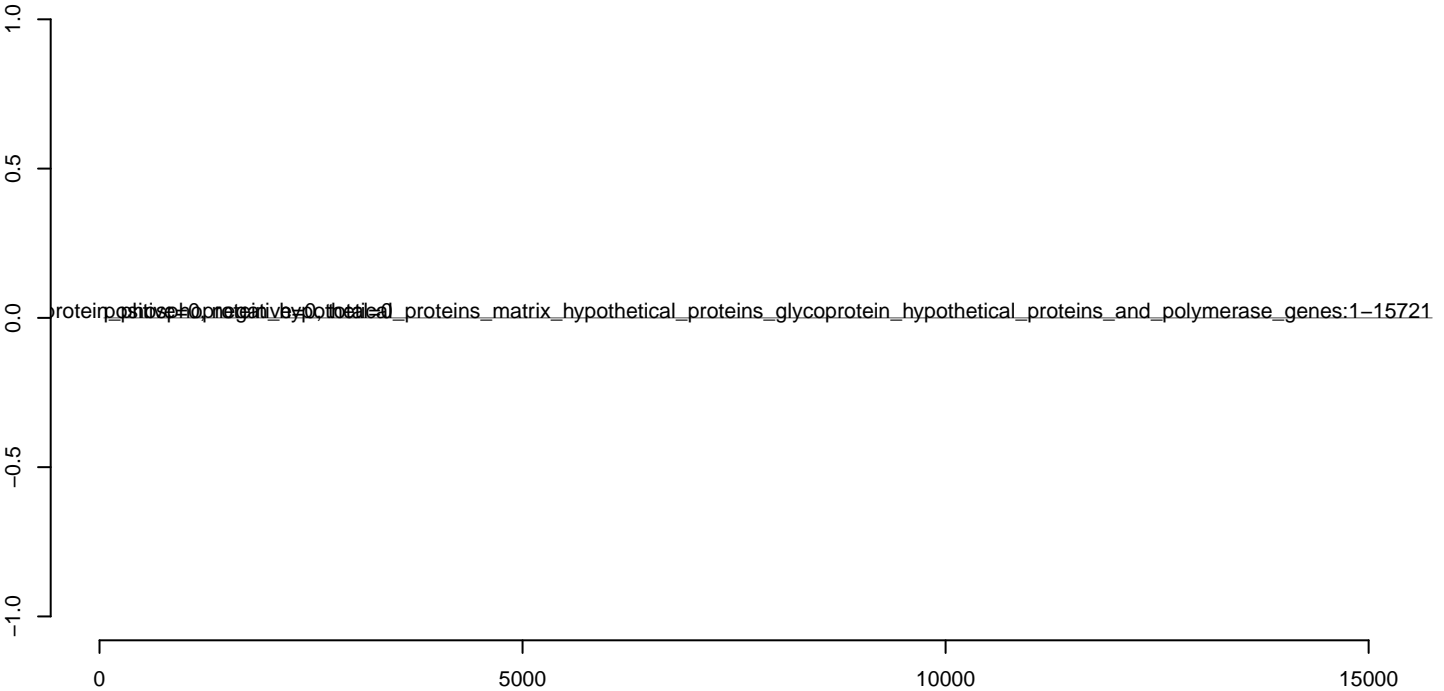
AeAeg_Aag2_DENV3.18_23.rep



AeAeg_Aag2_DENV3.24_35.rep



AeAeg_Aag2_DENV3.rep



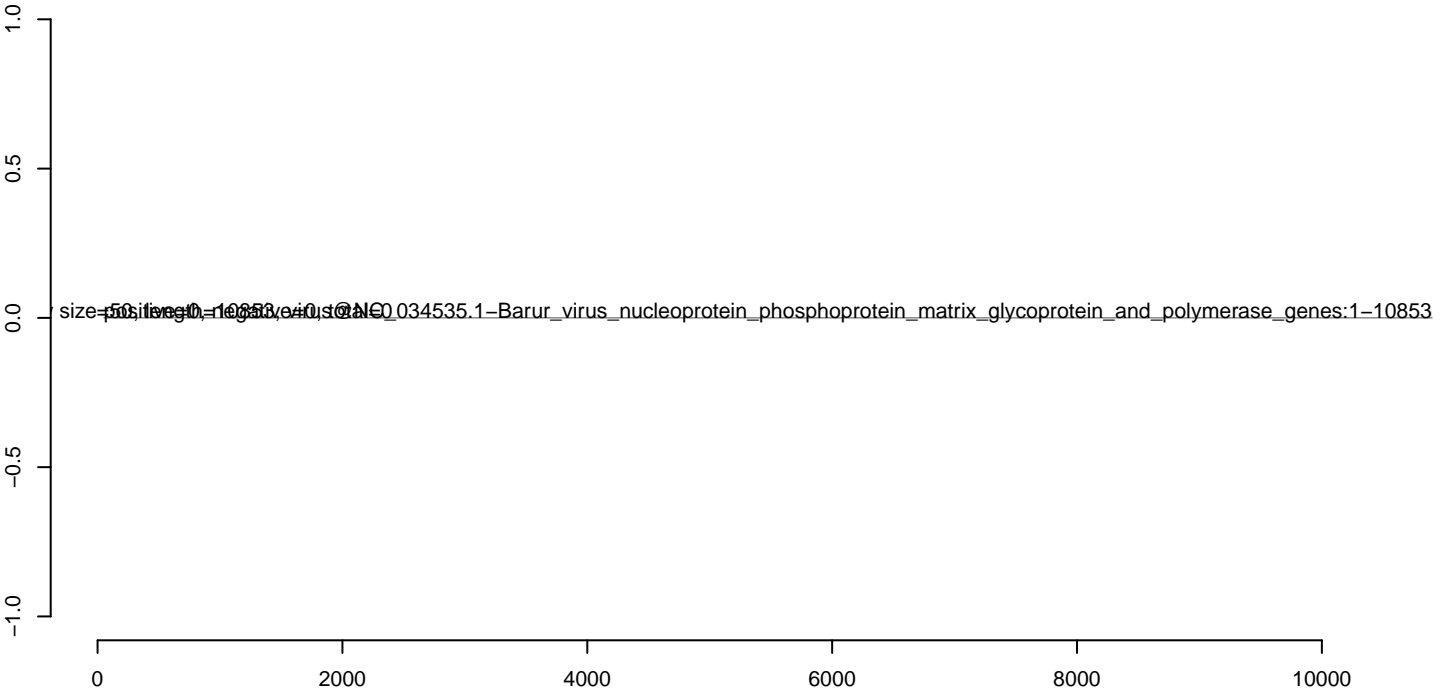
AeAeg_Aag2_DENV3.18_23.rep



AeAeg_Aag2_DENV3.24_35.rep



AeAeg_Aag2_DENV3.rep



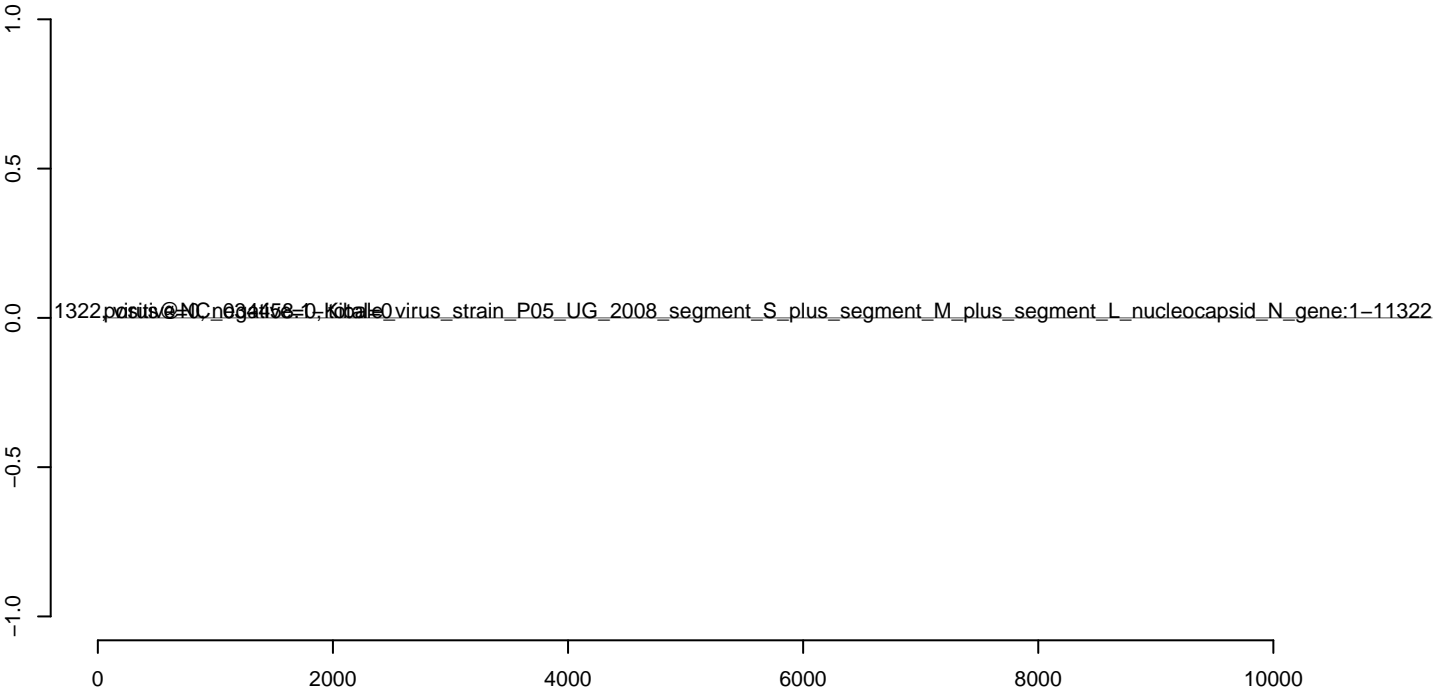
AeAeg_Aag2_DENV3.18_23.rep



AeAeg_Aag2_DENV3.24_35.rep



AeAeg_Aag2_DENV3.rep



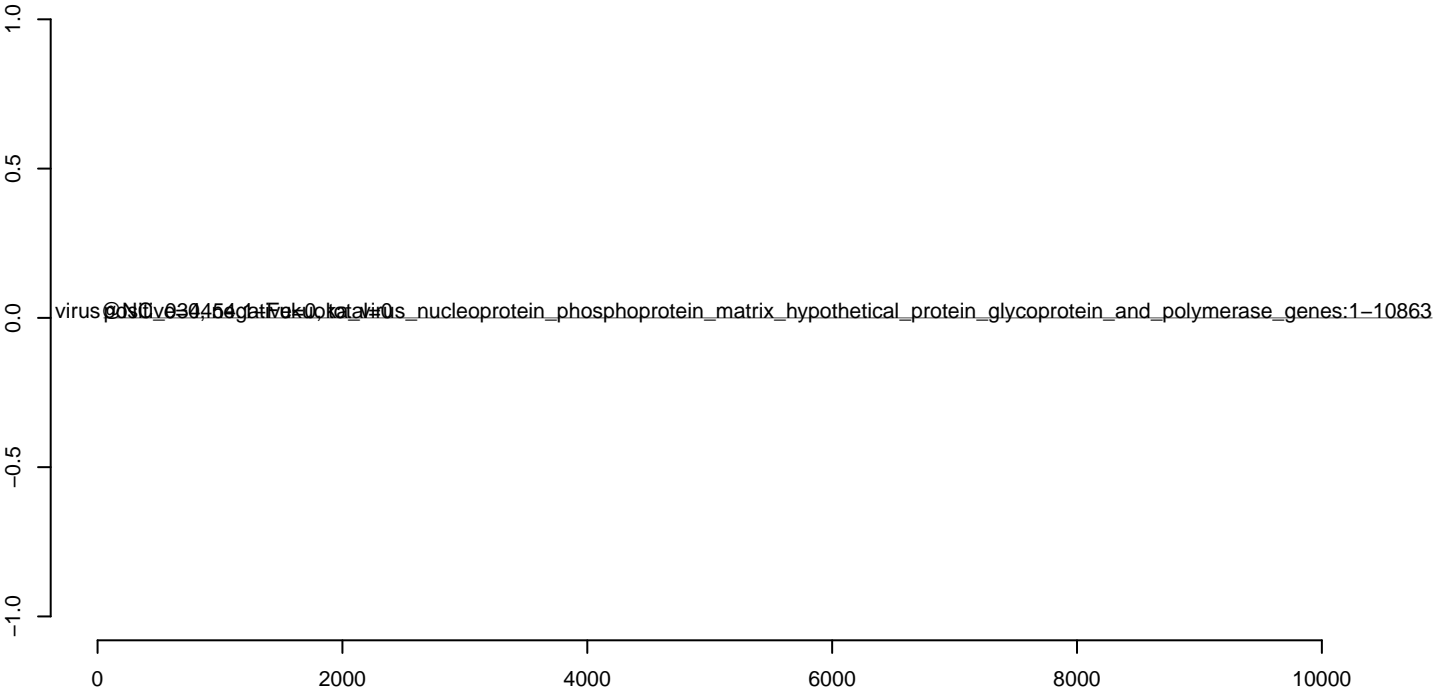
AeAeg_Aag2_DENV3.18_23.rep



AeAeg_Aag2_DENV3.24_35.rep



AeAeg_Aag2_DENV3.rep



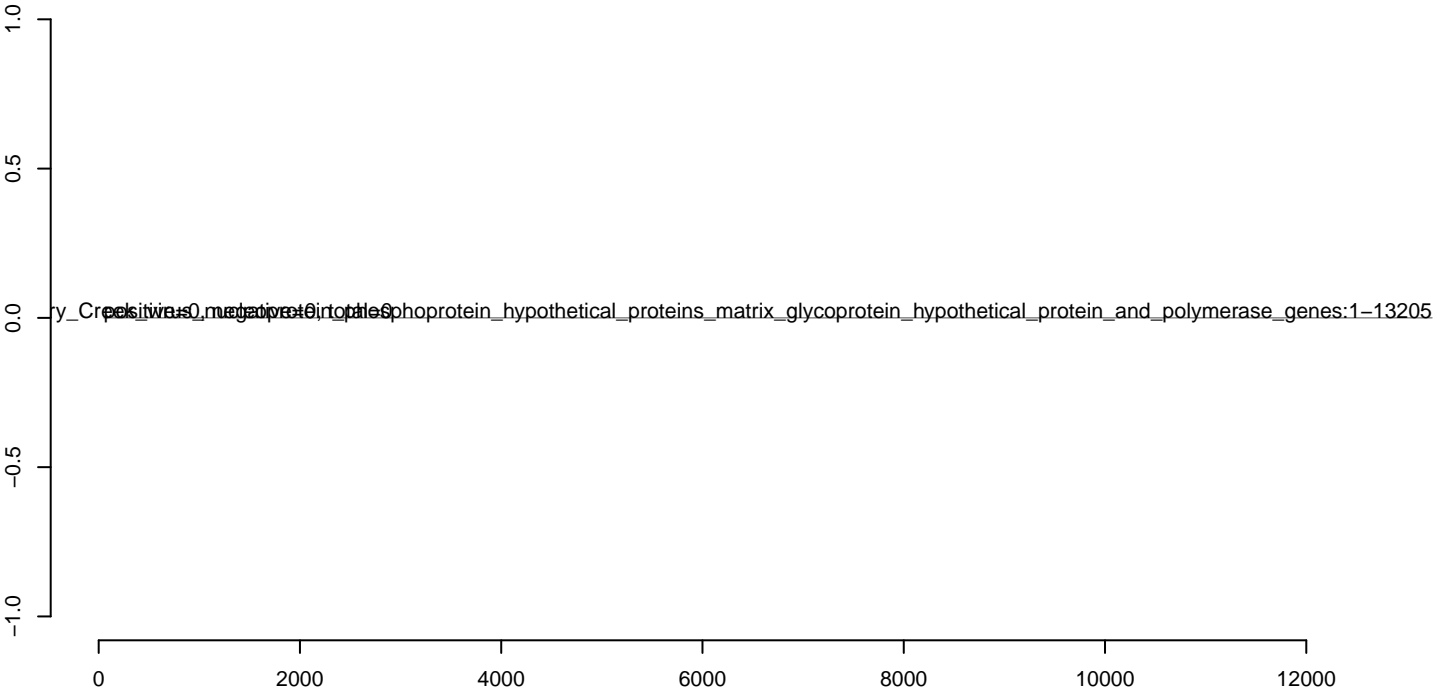
AeAeg_Aag2_DENV3.18_23.rep



AeAeg_Aag2_DENV3.24_35.rep



AeAeg_Aag2_DENV3.rep



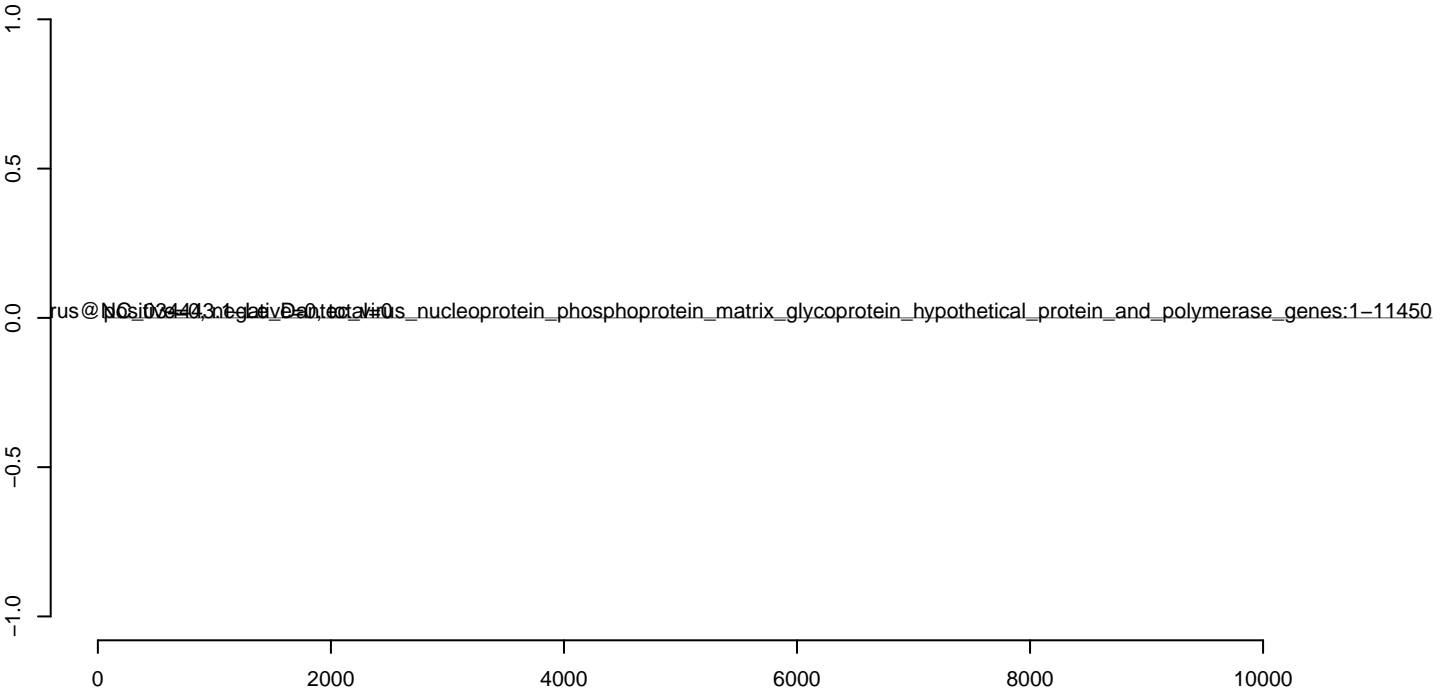
AeAeg_Aag2_DENV3.18_23.rep



AeAeg_Aag2_DENV3.24_35.rep



AeAeg_Aag2_DENV3.rep



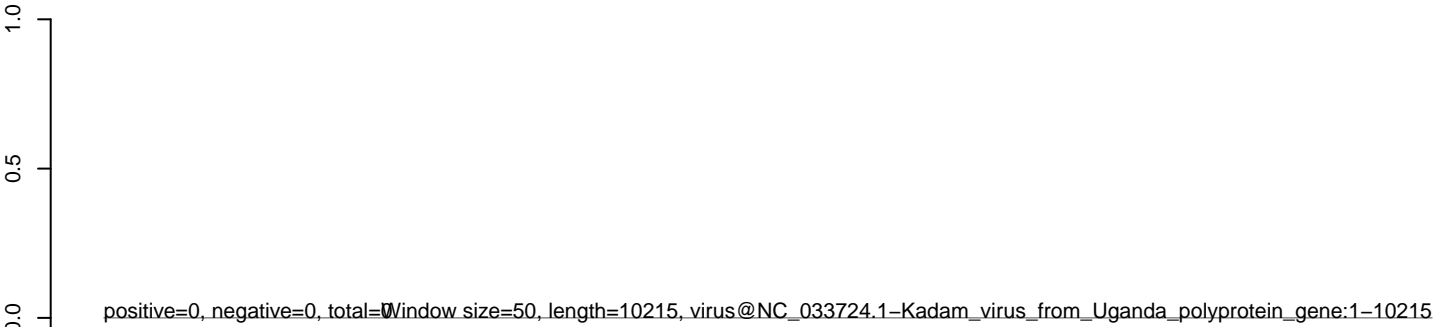
AeAeg_Aag2_DENV3.18_23.rep



AeAeg_Aag2_DENV3.24_35.rep



AeAeg_Aag2_DENV3.rep




AeAeg_Aag2_DENV3.18_23.rep



AeAeg_Aag2_DENV3.24_35.rep



AeAeg_Aag2_DENV3.rep



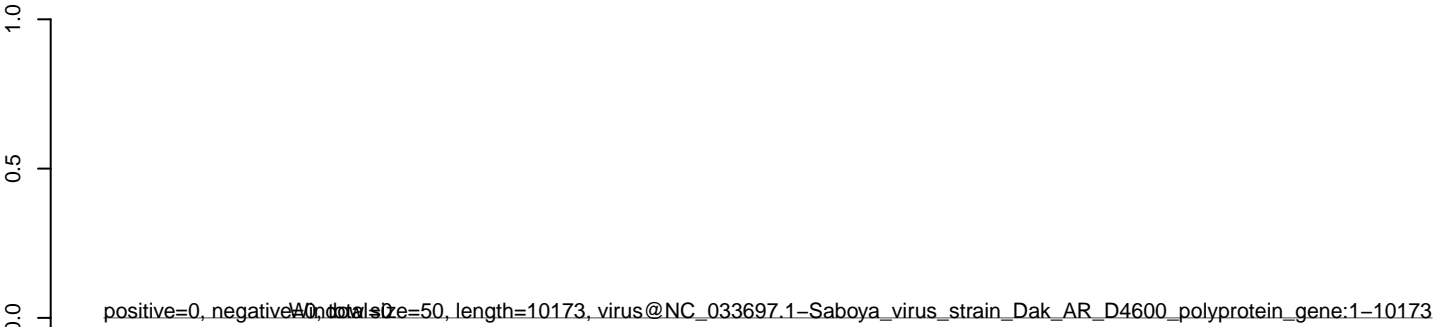
AeAeg_Aag2_DENV3.18_23.rep



AeAeg_Aag2_DENV3.24_35.rep



AeAeg_Aag2_DENV3.rep



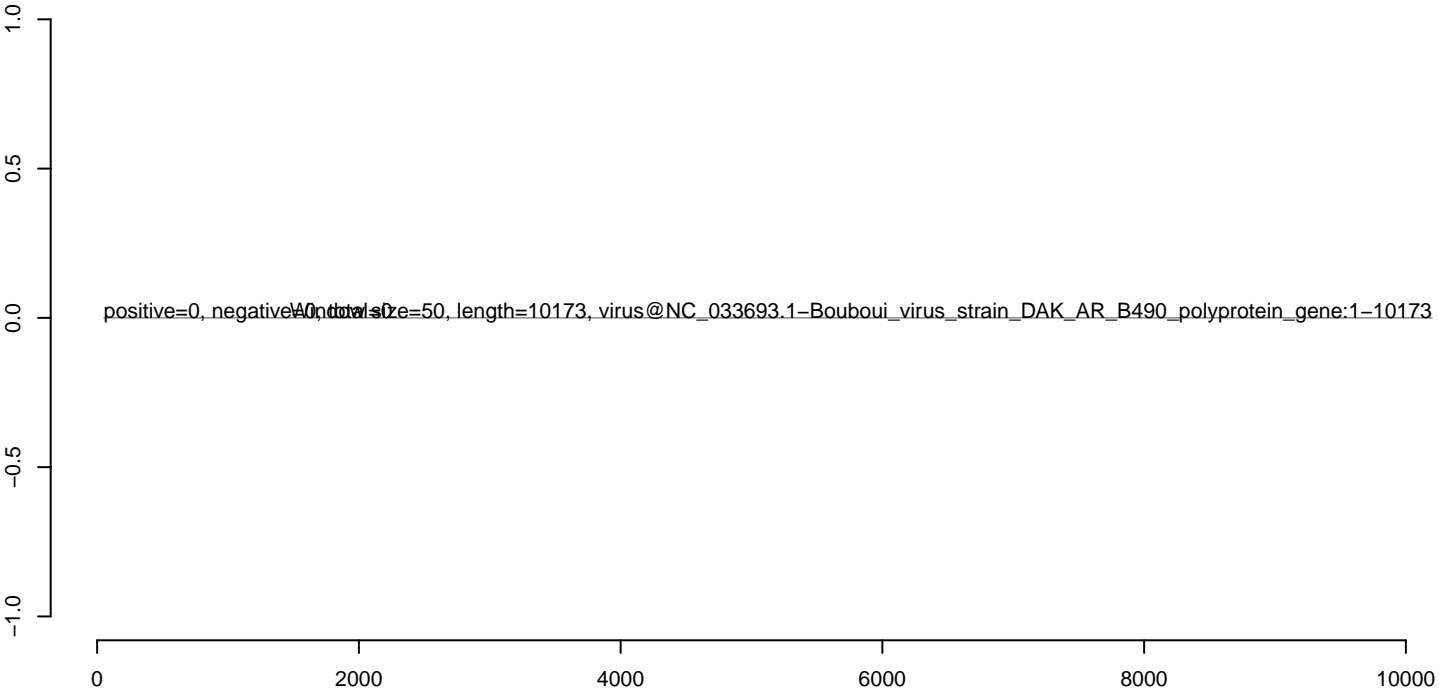
AeAeg_Aag2_DENV3.18_23.rep



AeAeg_Aag2_DENV3.24_35.rep



AeAeg_Aag2_DENV3.rep



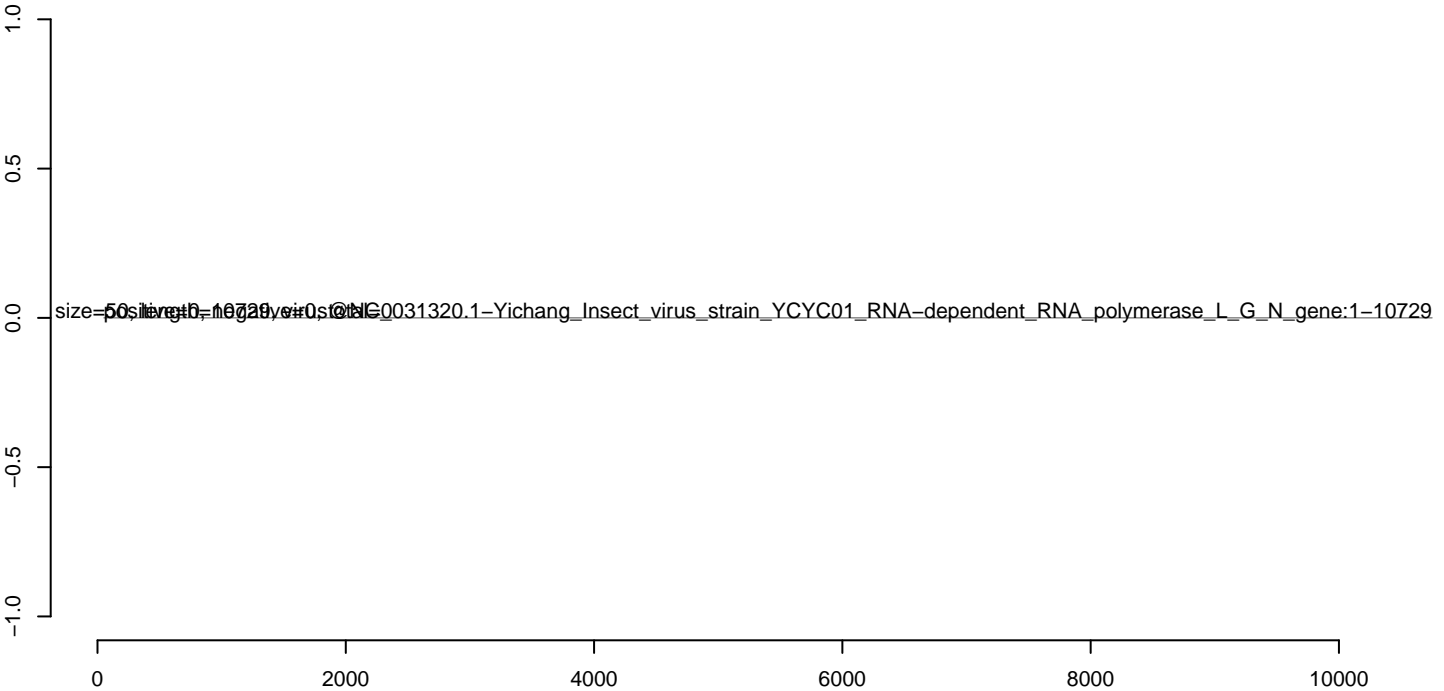
AeAeg_Aag2_DENV3.18_23.rep



AeAeg_Aag2_DENV3.24_35.rep



AeAeg_Aag2_DENV3.rep



AeAeg_Aag2_DENV3.18_23.rep



AeAeg_Aag2_DENV3.24_35.rep



AeAeg_Aag2_DENV3.rep



0 2000 4000 6000 8000 10000 12000 14000

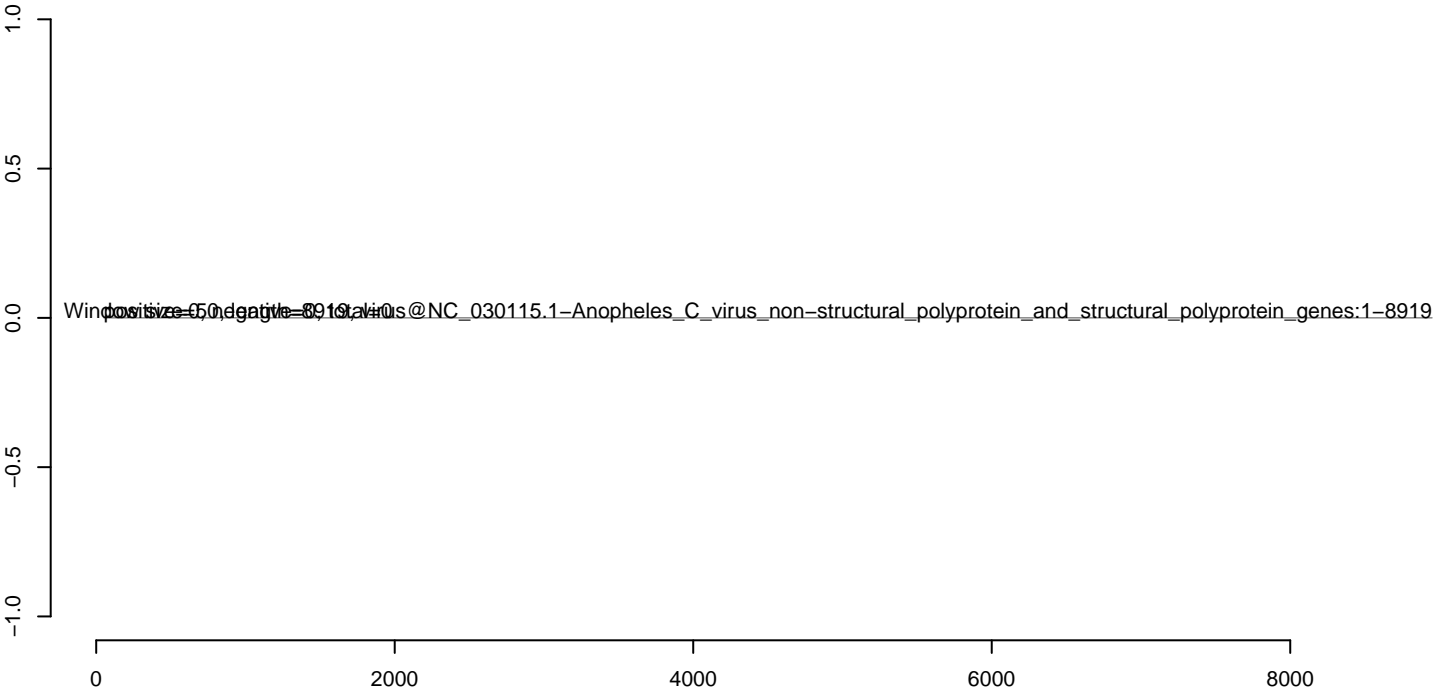
AeAeg_Aag2_DENV3.18_23.rep



AeAeg_Aag2_DENV3.24_35.rep




AeAeg_Aag2_DENV3.rep



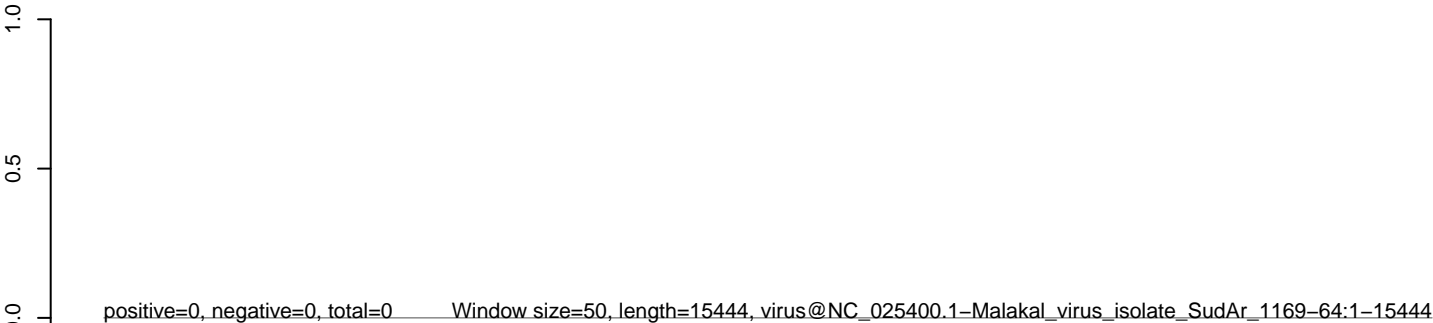
AeAeg_Aag2_DENV3.18_23.rep



AeAeg_Aag2_DENV3.24_35.rep



AeAeg_Aag2_DENV3.rep



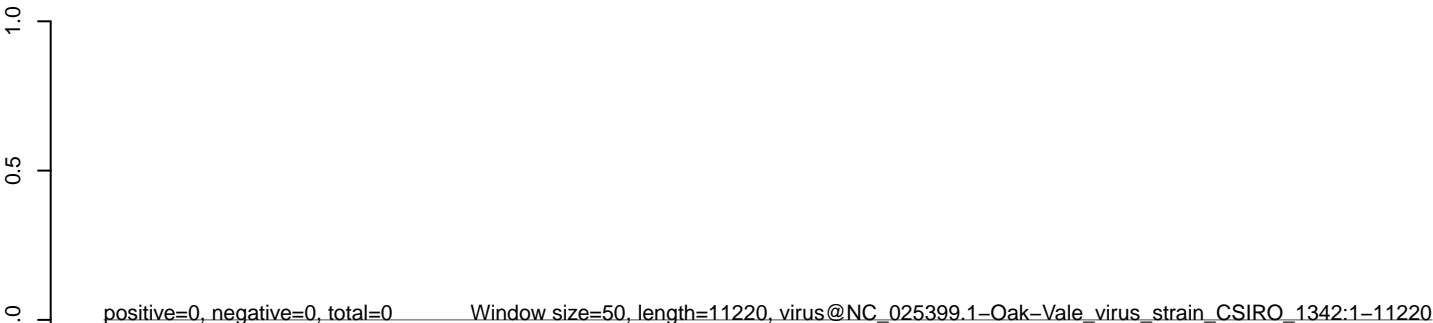
AeAeg_Aag2_DENV3.18_23.rep



AeAeg_Aag2_DENV3.24_35.rep



AeAeg_Aag2_DENV3.rep




0 2000 4000 6000 8000 10000


AeAeg_Aag2_DENV3.18_23.rep



AeAeg_Aag2_DENV3.24_35.rep




AeAeg_Aag2_DENV3.rep




AeAeg_Aag2_DENV3.18_23.rep



AeAeg_Aag2_DENV3.24_35.rep



AeAeg_Aag2_DENV3.rep



0 2000 4000 6000 8000 10000

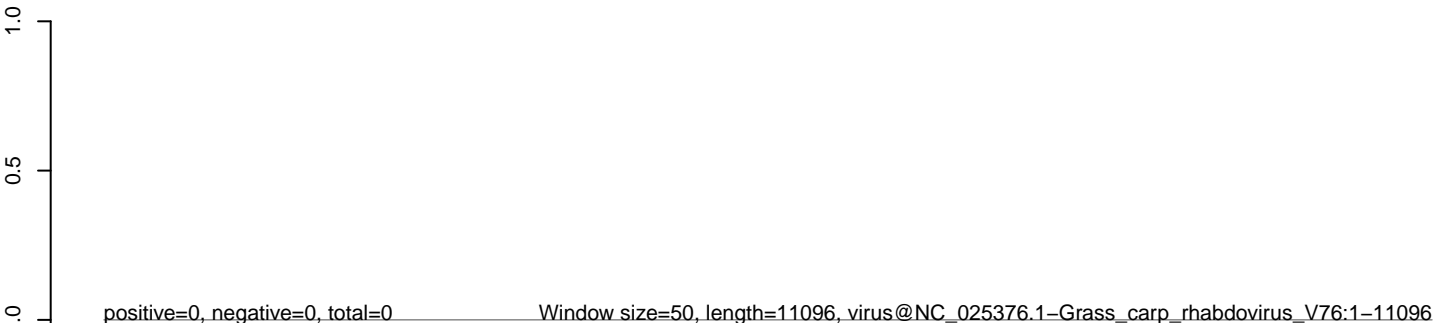
AeAeg_Aag2_DENV3.18_23.rep



AeAeg_Aag2_DENV3.24_35.rep



AeAeg_Aag2_DENV3.rep



0 2000 4000 6000 8000 10000

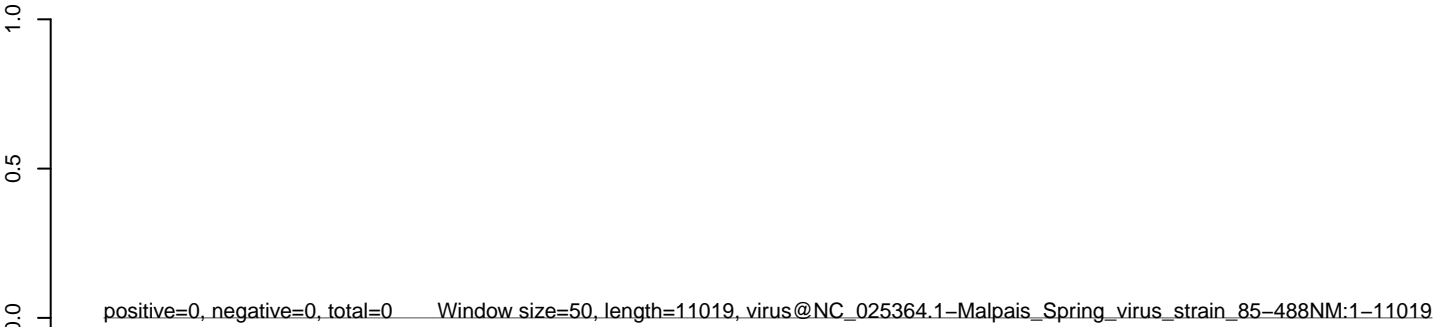
AeAeg_Aag2_DENV3.18_23.rep



AeAeg_Aag2_DENV3.24_35.rep



AeAeg_Aag2_DENV3.rep



0 2000 4000 6000 8000 10000

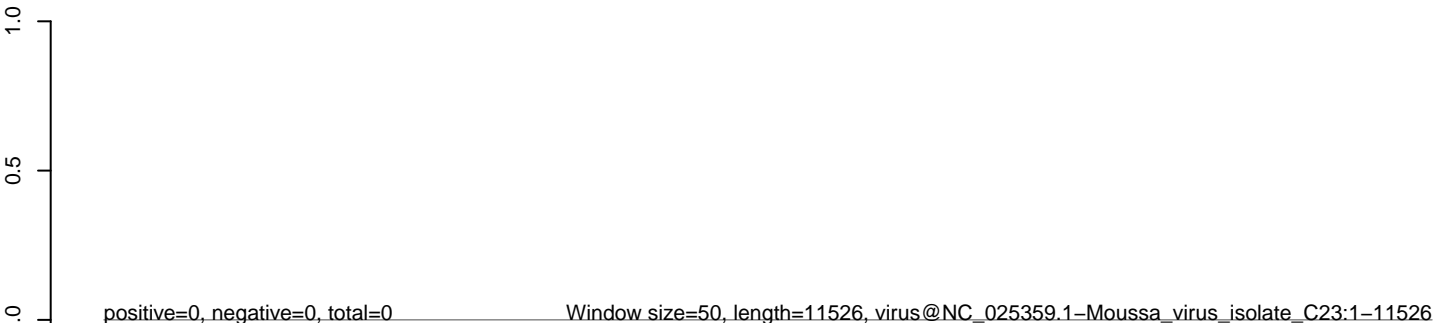
AeAeg_Aag2_DENV3.18_23.rep



AeAeg_Aag2_DENV3.24_35.rep



AeAeg_Aag2_DENV3.rep




0 2000 4000 6000 8000 10000 12000

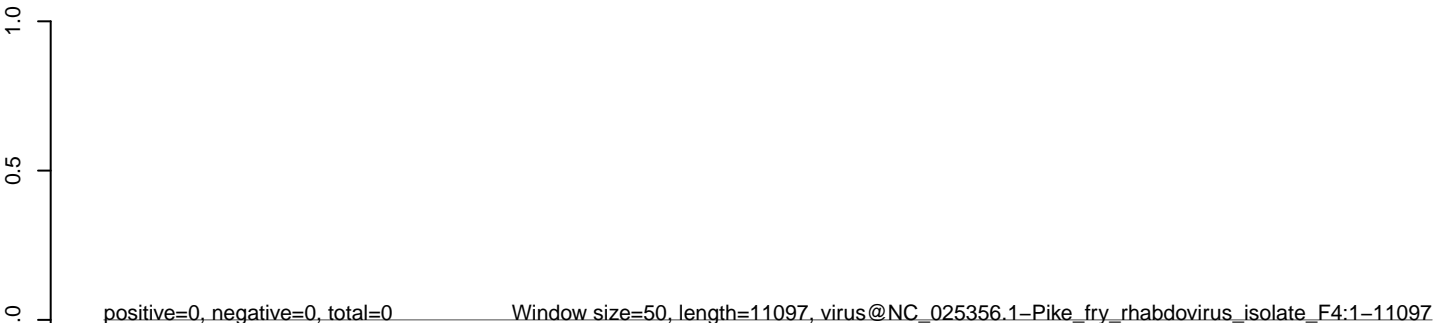
AeAeg_Aag2_DENV3.18_23.rep



AeAeg_Aag2_DENV3.24_35.rep



AeAeg_Aag2_DENV3.rep



0 2000 4000 6000 8000 10000

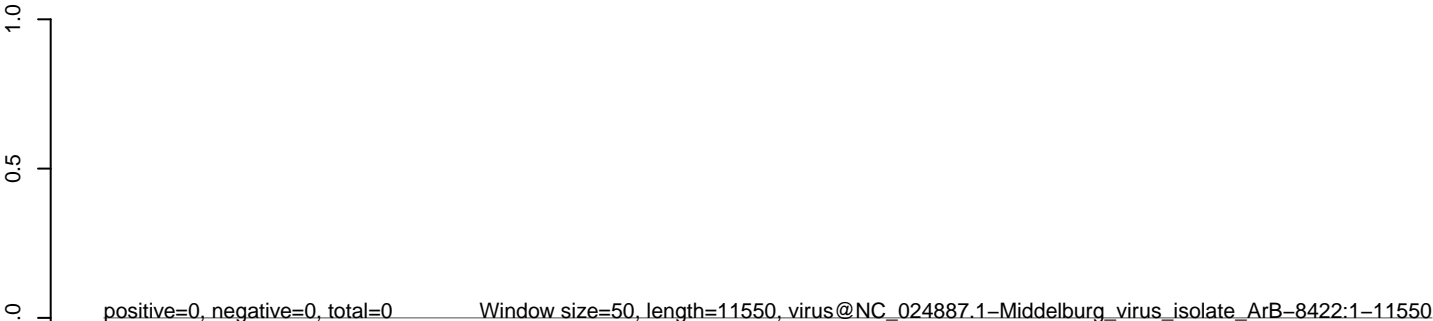
AeAeg_Aag2_DENV3.18_23.rep



AeAeg_Aag2_DENV3.24_35.rep



AeAeg_Aag2_DENV3.rep



0 2000 4000 6000 8000 10000 12000


AeAeg_Aag2_DENV3.18_23.rep



AeAeg_Aag2_DENV3.24_35.rep



AeAeg_Aag2_DENV3.rep



0 2000 4000 6000 8000 10000


AeAeg_Aag2_DENV3.18_23.rep



AeAeg_Aag2_DENV3.24_35.rep



AeAeg_Aag2_DENV3.rep



0 2000 4000 6000 8000 10000

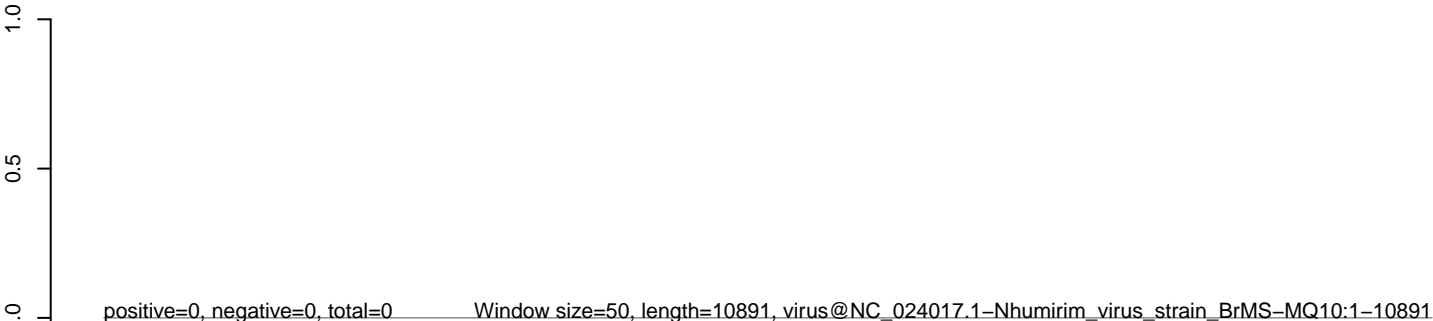
AeAeg_Aag2_DENV3.18_23.rep



AeAeg_Aag2_DENV3.24_35.rep



AeAeg_Aag2_DENV3.rep



0 2000 4000 6000 8000 10000

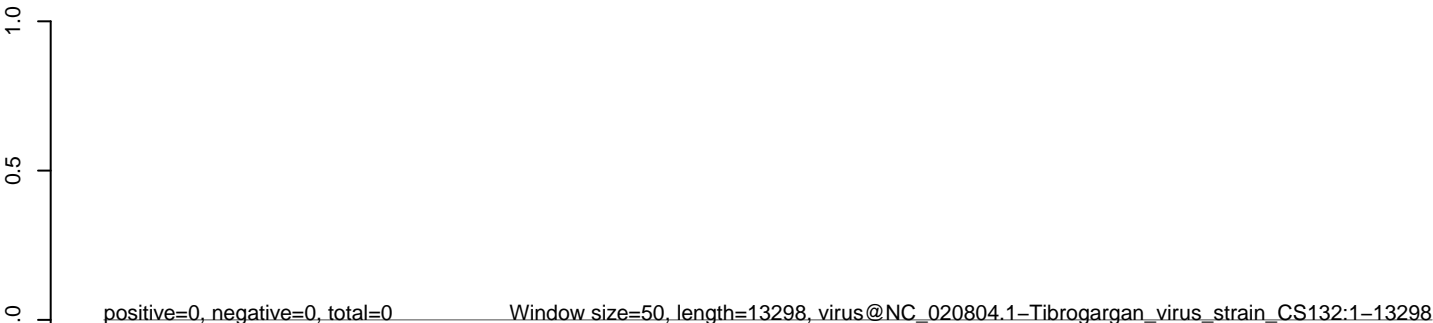
AeAeg_Aag2_DENV3.18_23.rep



AeAeg_Aag2_DENV3.24_35.rep




AeAeg_Aag2_DENV3.rep




0 2000 4000 6000 8000 10000 12000

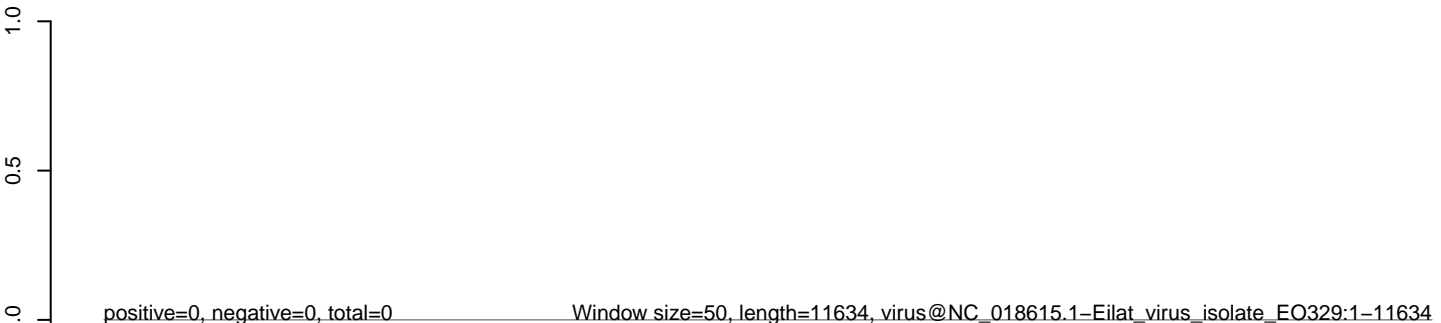
AeAeg_Aag2_DENV3.18_23.rep



AeAeg_Aag2_DENV3.24_35.rep



AeAeg_Aag2_DENV3.rep




AeAeg_Aag2_DENV3.18_23.rep



AeAeg_Aag2_DENV3.24_35.rep



AeAeg_Aag2_DENV3.rep



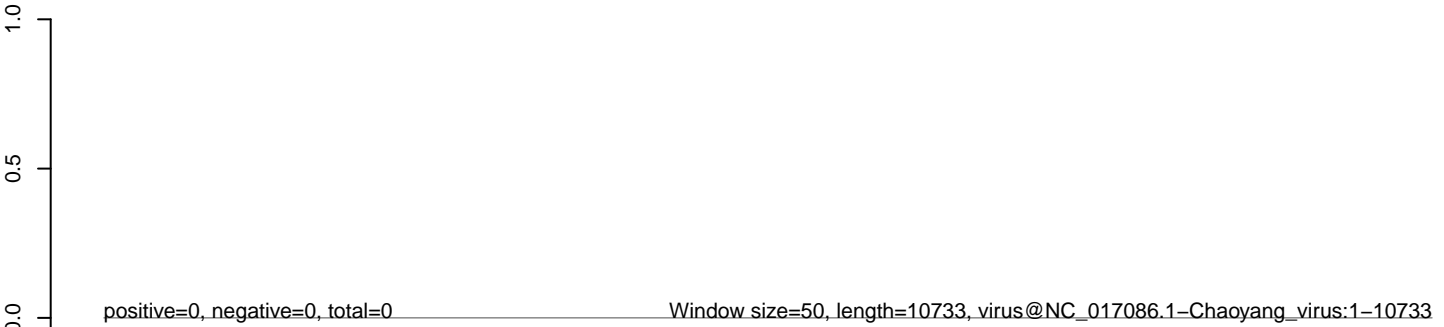
AeAeg_Aag2_DENV3.18_23.rep



AeAeg_Aag2_DENV3.24_35.rep



AeAeg_Aag2_DENV3.rep



0 2000 4000 6000 8000 10000


AeAeg_Aag2_DENV3.18_23.rep




AeAeg_Aag2_DENV3.24_35.rep




AeAeg_Aag2_DENV3.rep




AeAeg_Aag2_DENV3.18_23.rep



AeAeg_Aag2_DENV3.24_35.rep



AeAeg_Aag2_DENV3.rep



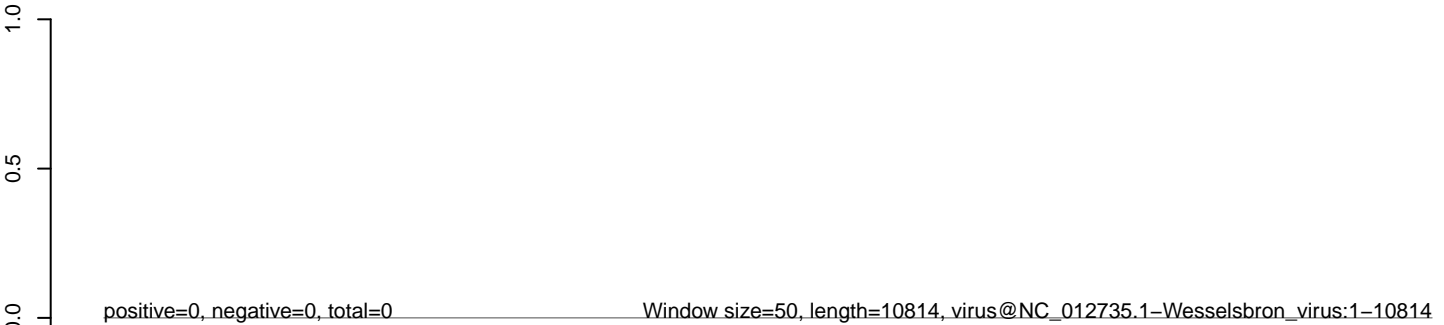
AeAeg_Aag2_DENV3.18_23.rep



AeAeg_Aag2_DENV3.24_35.rep



AeAeg_Aag2_DENV3.rep



0 2000 4000 6000 8000 10000

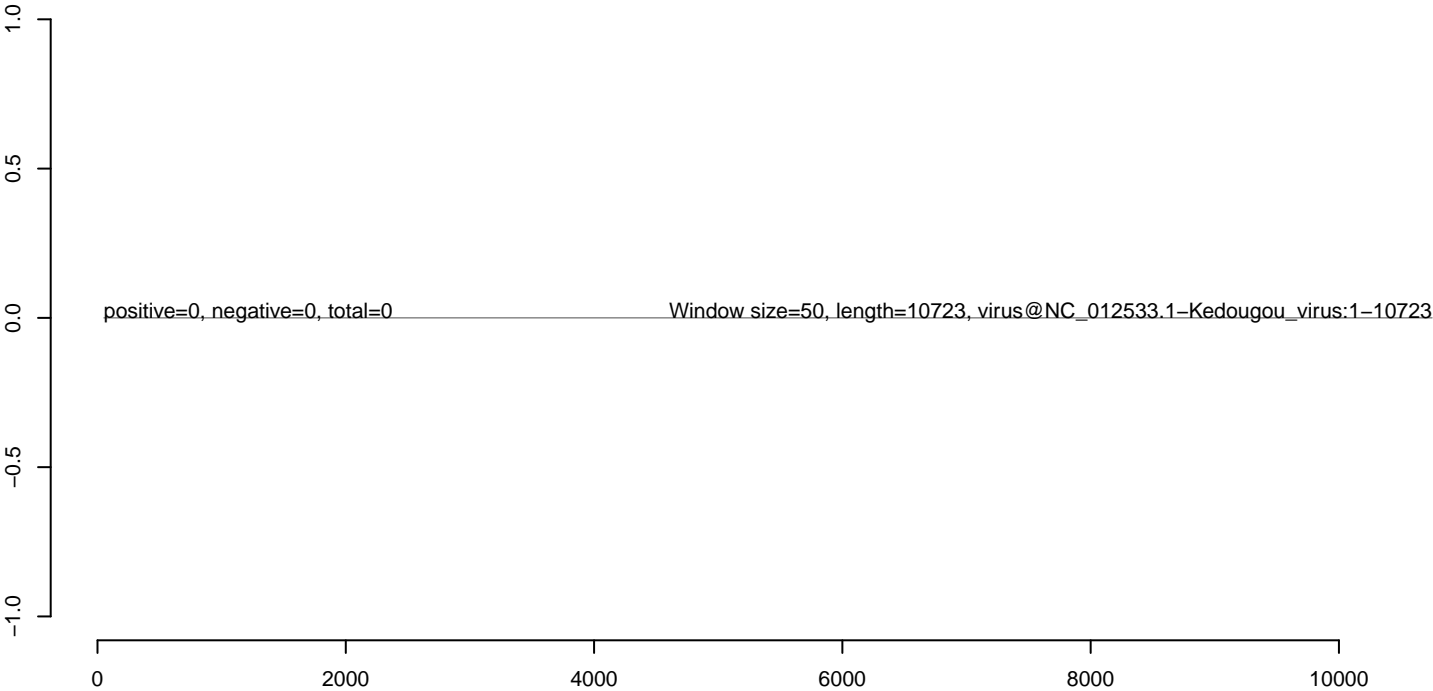
AeAeg_Aag2_DENV3.18_23.rep



AeAeg_Aag2_DENV3.24_35.rep



AeAeg_Aag2_DENV3.rep



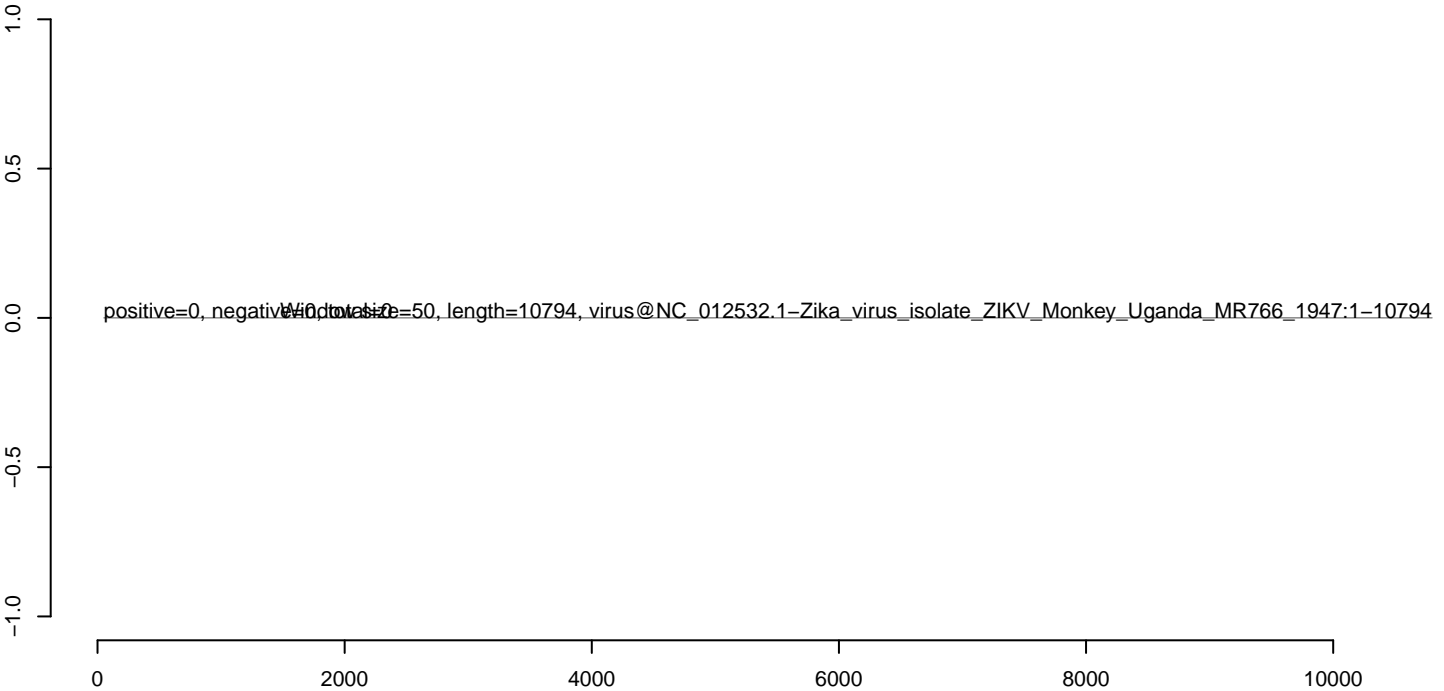
AeAeg_Aag2_DENV3.18_23.rep



AeAeg_Aag2_DENV3.24_35.rep



AeAeg_Aag2_DENV3.rep



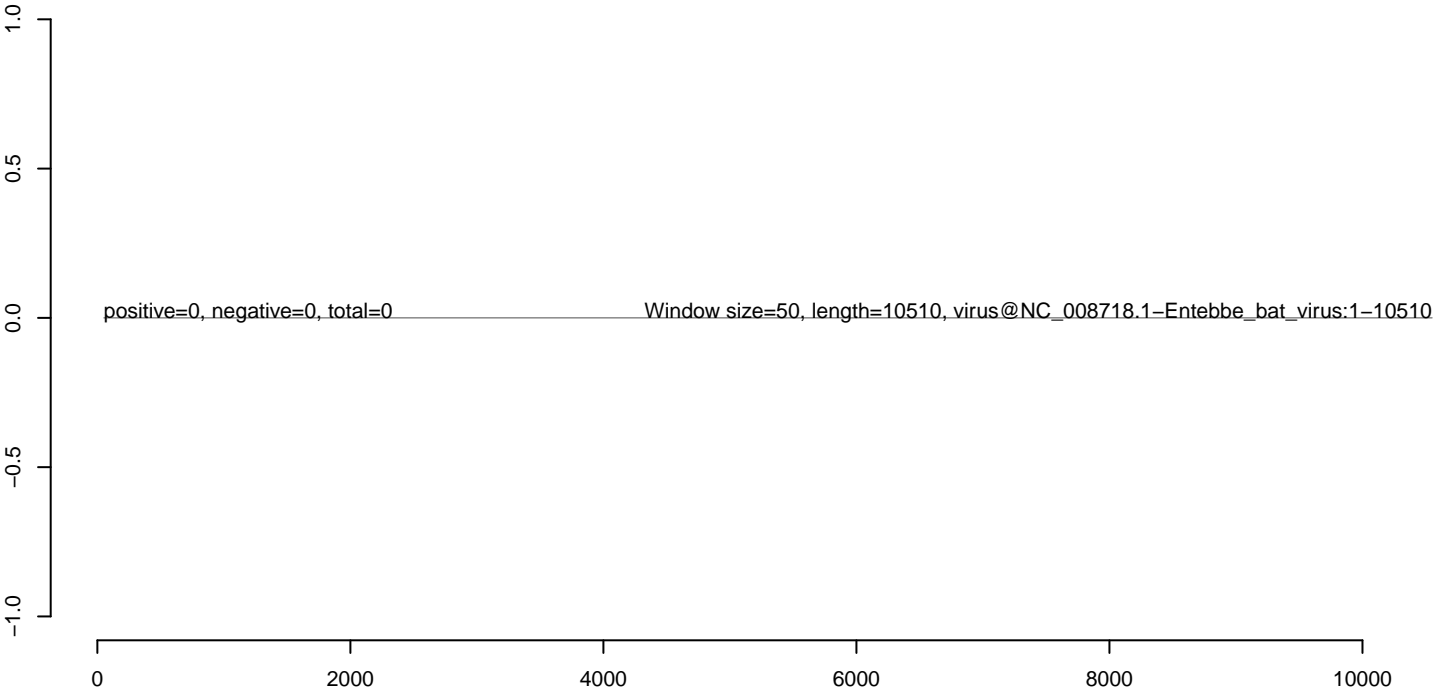
AeAeg_Aag2_DENV3.18_23.rep



AeAeg_Aag2_DENV3.24_35.rep



AeAeg_Aag2_DENV3.rep




AeAeg_Aag2_DENV3.18_23.rep



AeAeg_Aag2_DENV3.24_35.rep



AeAeg_Aag2_DENV3.rep




0 2000 4000 6000 8000 10000


AeAeg_Aag2_DENV3.18_23.rep



AeAeg_Aag2_DENV3.24_35.rep



AeAeg_Aag2_DENV3.rep



0 2000 4000 6000 8000 10000


AeAeg_Aag2_DENV3.18_23.rep



AeAeg_Aag2_DENV3.24_35.rep



AeAeg_Aag2_DENV3.rep



0 2000 4000 6000 8000 10000 12000


AeAeg_Aag2_DENV3.18_23.rep



AeAeg_Aag2_DENV3.24_35.rep



AeAeg_Aag2_DENV3.rep



0 2000 4000 6000 8000 10000


AeAeg_Aag2_DENV3.18_23.rep



AeAeg_Aag2_DENV3.24_35.rep



AeAeg_Aag2_DENV3.rep



0 2000 4000 6000 8000 10000


AeAeg_Aag2_DENV3.18_23.rep



AeAeg_Aag2_DENV3.24_35.rep



AeAeg_Aag2_DENV3.rep



0 2000 4000 6000 8000 10000

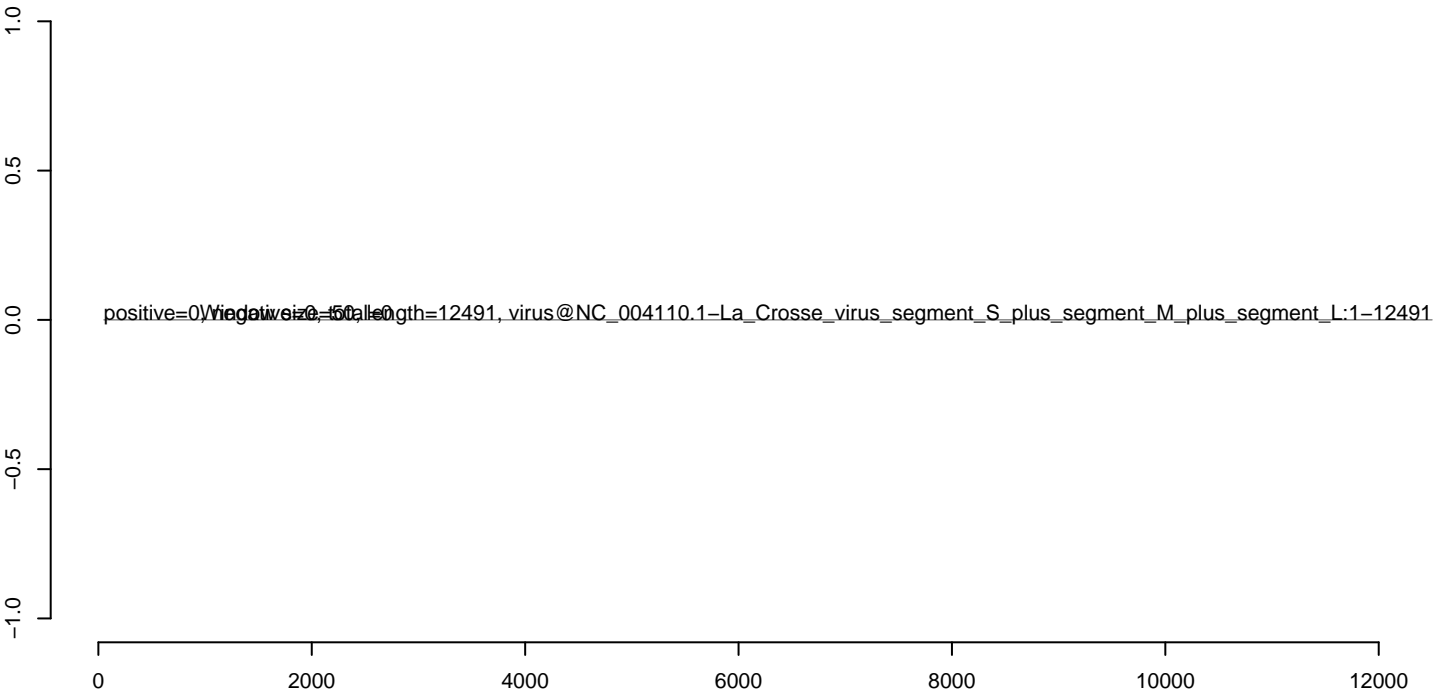
AeAeg_Aag2_DENV3.18_23.rep



AeAeg_Aag2_DENV3.24_35.rep



AeAeg_Aag2_DENV3.rep



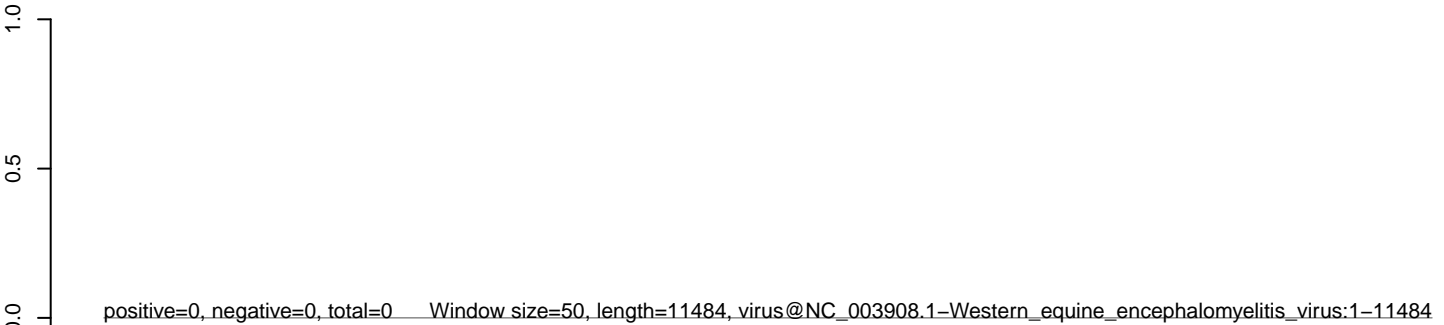
AeAeg_Aag2_DENV3.18_23.rep



AeAeg_Aag2_DENV3.24_35.rep



AeAeg_Aag2_DENV3.rep




0 2000 4000 6000 8000 10000


AeAeg_Aag2_DENV3.18_23.rep



AeAeg_Aag2_DENV3.24_35.rep



AeAeg_Aag2_DENV3.rep



0 2000 4000 6000 8000 10000 12000

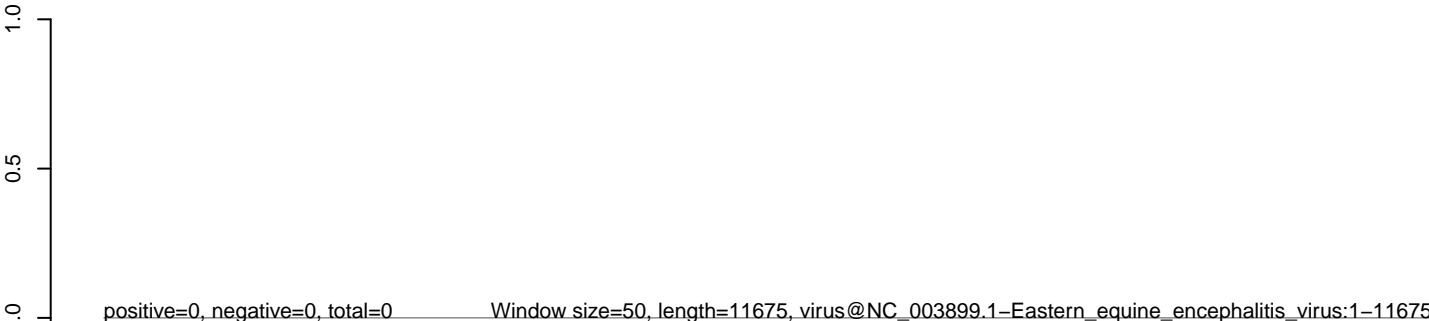
AeAeg_Aag2_DENV3.18_23.rep



AeAeg_Aag2_DENV3.24_35.rep



AeAeg_Aag2_DENV3.rep



0 2000 4000 6000 8000 10000 12000

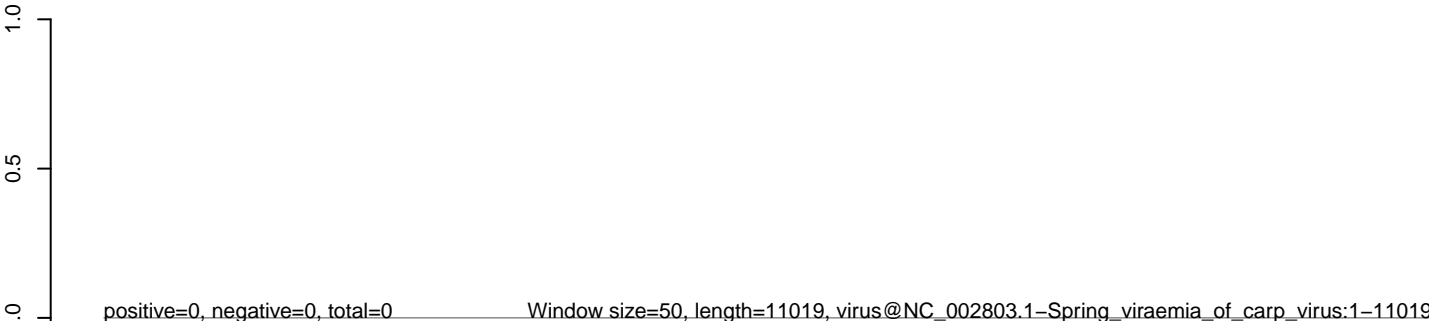
AeAeg_Aag2_DENV3.18_23.rep



AeAeg_Aag2_DENV3.24_35.rep



AeAeg_Aag2_DENV3.rep



0 2000 4000 6000 8000 10000


AeAeg_Aag2_DENV3.18_23.rep



AeAeg_Aag2_DENV3.24_35.rep



AeAeg_Aag2_DENV3.rep



0 2000 4000 6000 8000 10000

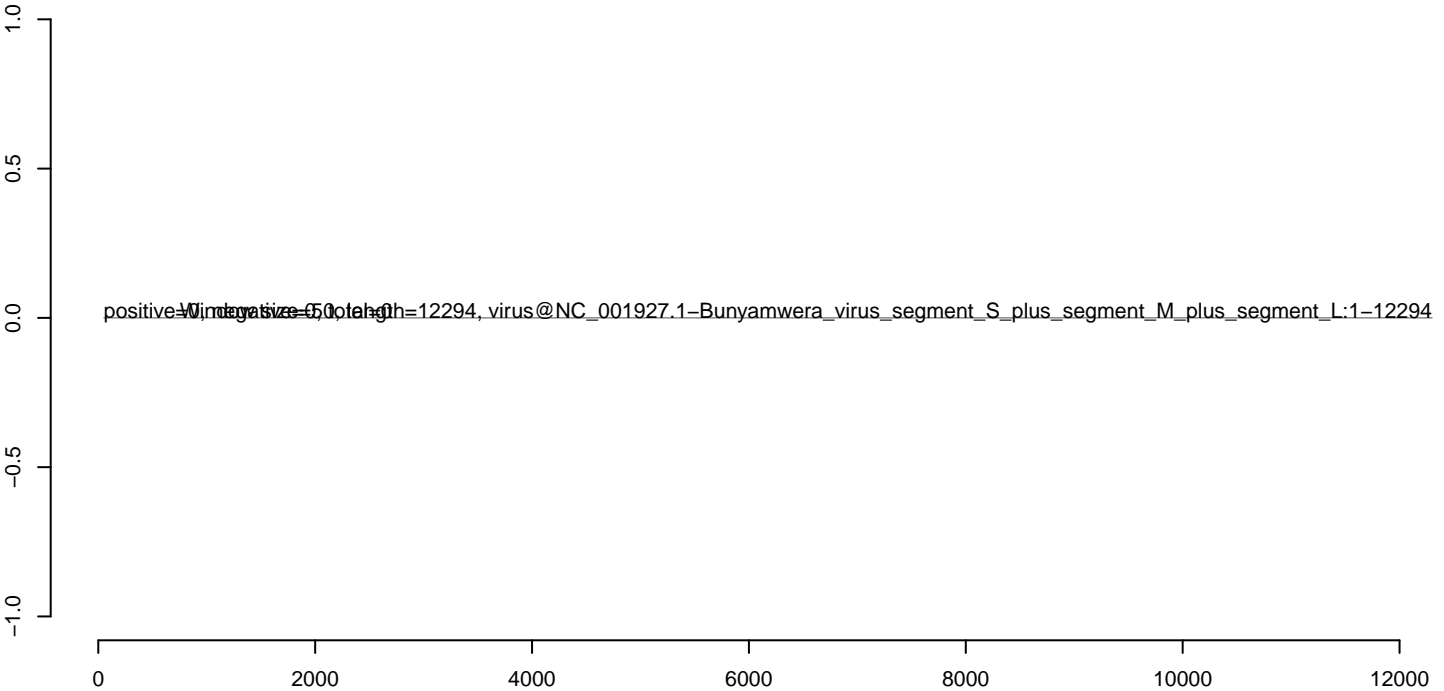
AeAeg_Aag2_DENV3.18_23.rep



AeAeg_Aag2_DENV3.24_35.rep



AeAeg_Aag2_DENV3.rep



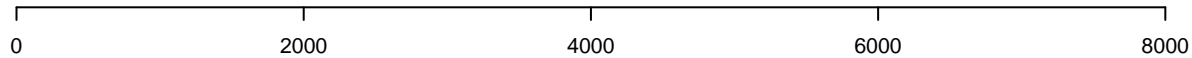
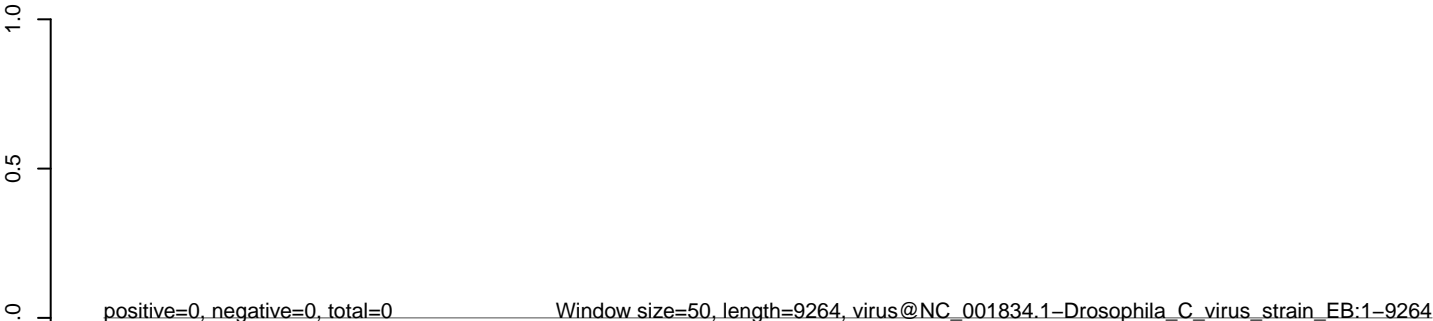
AeAeg_Aag2_DENV3.18_23.rep



AeAeg_Aag2_DENV3.24_35.rep



AeAeg_Aag2_DENV3.rep




AeAeg_Aag2_DENV3.18_23.rep



AeAeg_Aag2_DENV3.24_35.rep



AeAeg_Aag2_DENV3.rep




0 2000 4000 6000 8000 10000


AeAeg_Aag2_DENV3.18_23.rep



AeAeg_Aag2_DENV3.24_35.rep



AeAeg_Aag2_DENV3.rep



0 2000 4000 6000 8000 10000


AeAeg_Aag2_DENV3.18_23.rep



AeAeg_Aag2_DENV3.24_35.rep




AeAeg_Aag2_DENV3.rep




0 2000 4000 6000 8000 10000


AeAeg_Aag2_DENV3.18_23.rep



AeAeg_Aag2_DENV3.24_35.rep



AeAeg_Aag2_DENV3.rep



0 2000 4000 6000 8000 10000 12000


AeAeg_Aag2_DENV3.18_23.rep



AeAeg_Aag2_DENV3.24_35.rep




AeAeg_Aag2_DENV3.rep



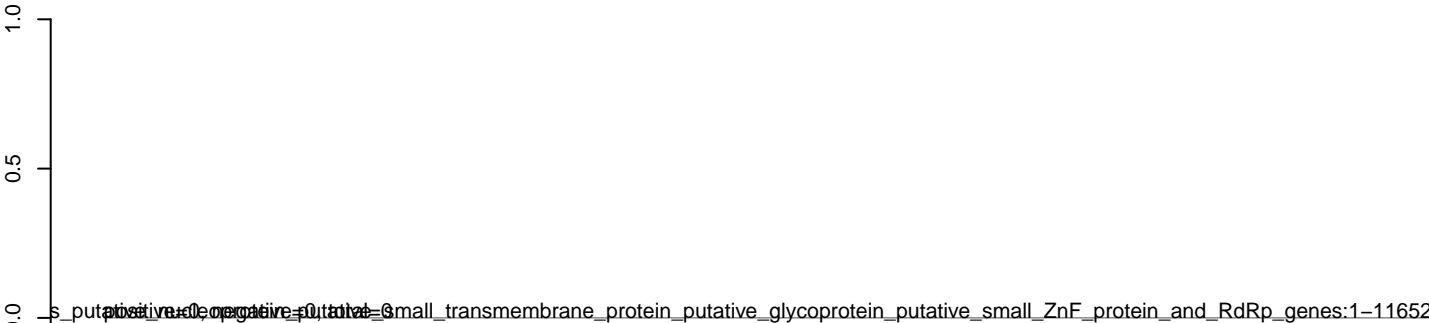
AeAeg_Aag2_DENV3.18_23.rep



AeAeg_Aag2_DENV3.24_35.rep



AeAeg_Aag2_DENV3.rep



0 2000 4000 6000 8000 10000 12000

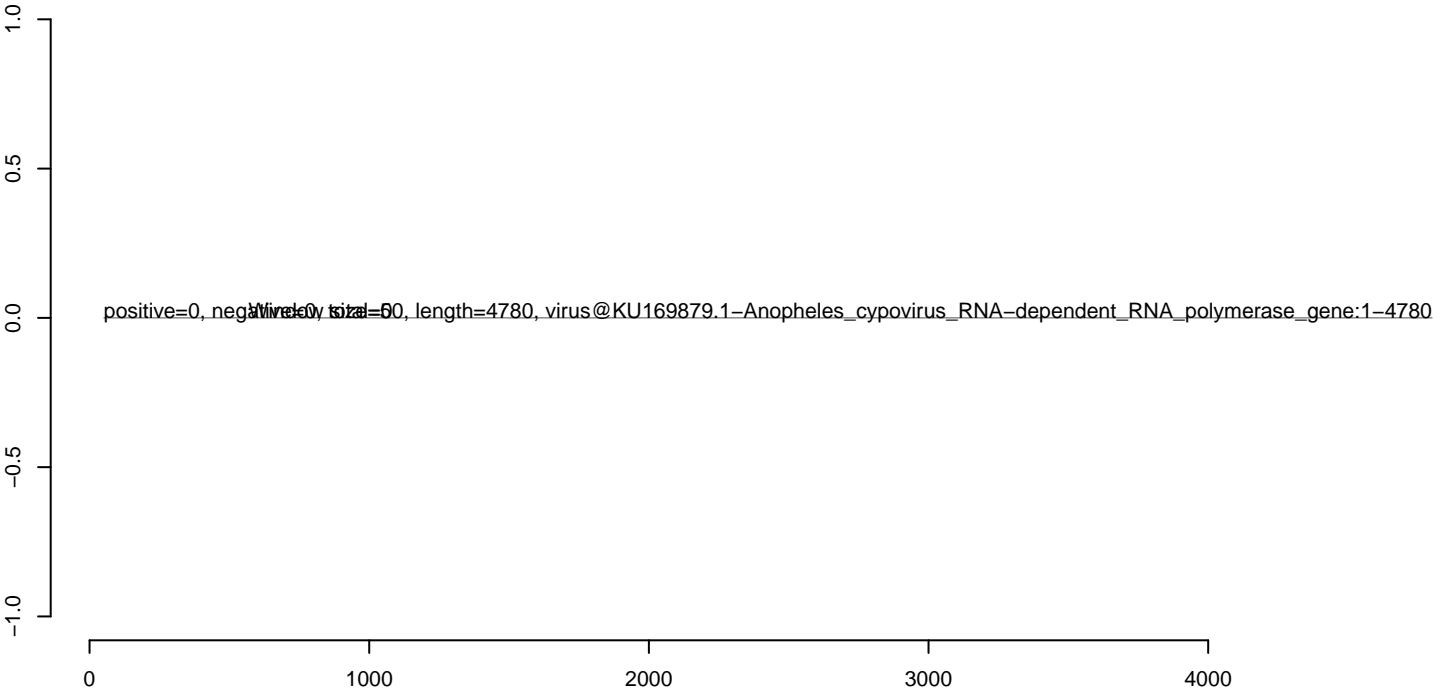
AeAeg_Aag2_DENV3.18_23.rep



AeAeg_Aag2_DENV3.24_35.rep



AeAeg_Aag2_DENV3.rep



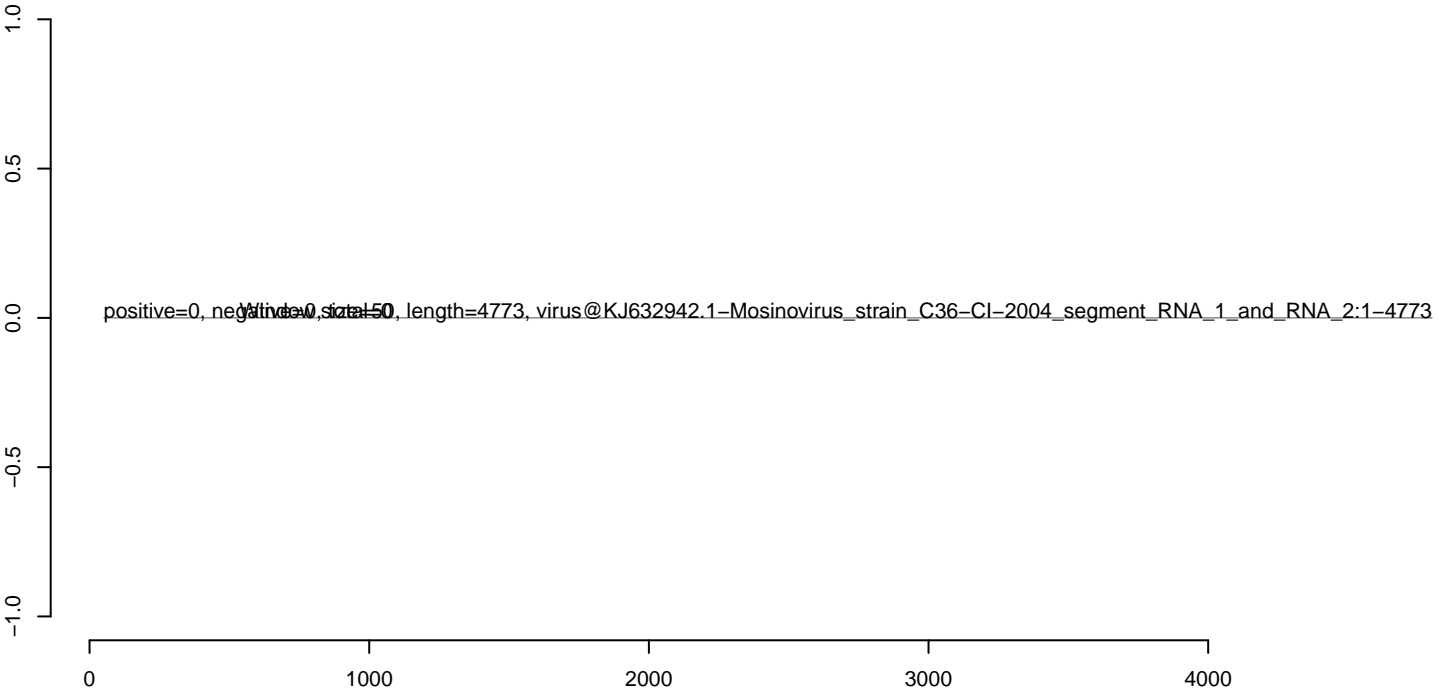
AeAeg_Aag2_DENV3.18_23.rep



AeAeg_Aag2_DENV3.24_35.rep



AeAeg_Aag2_DENV3.rep



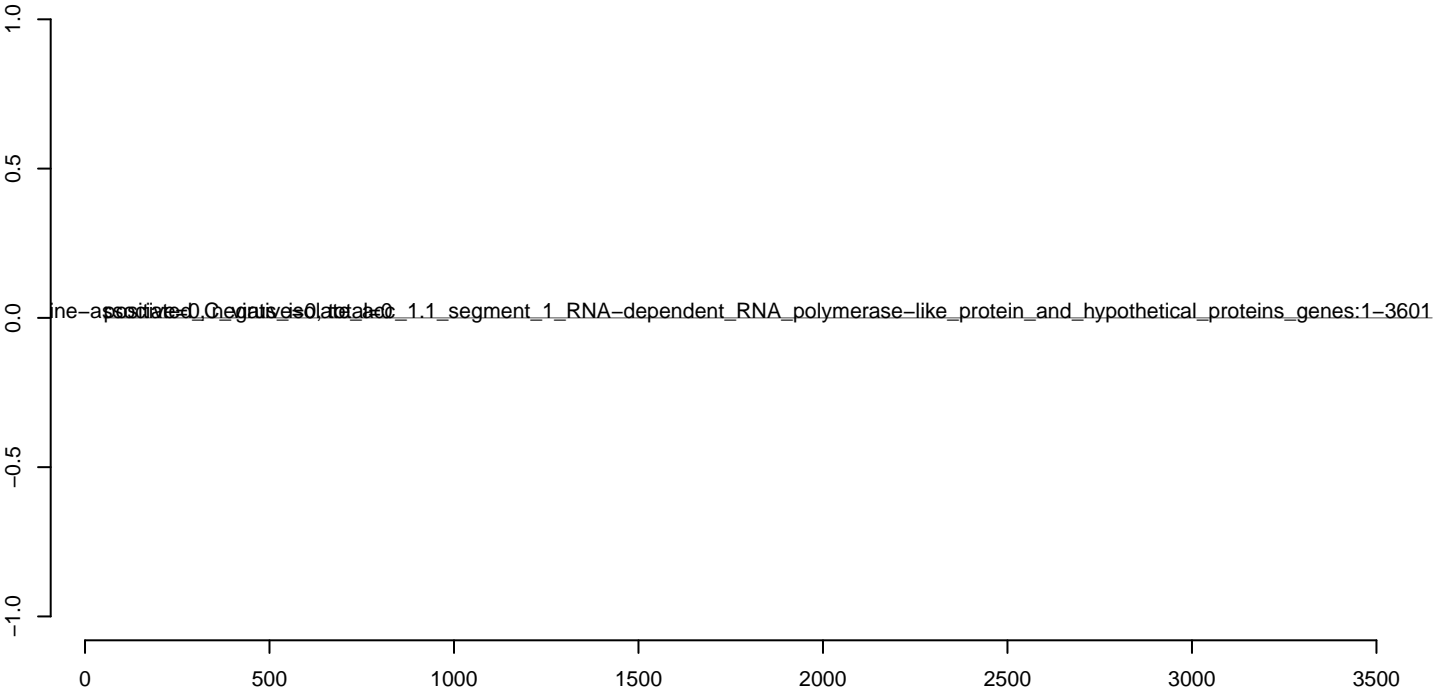
AeAeg_Aag2_DENV3.18_23.rep



AeAeg_Aag2_DENV3.24_35.rep



AeAeg_Aag2_DENV3.rep



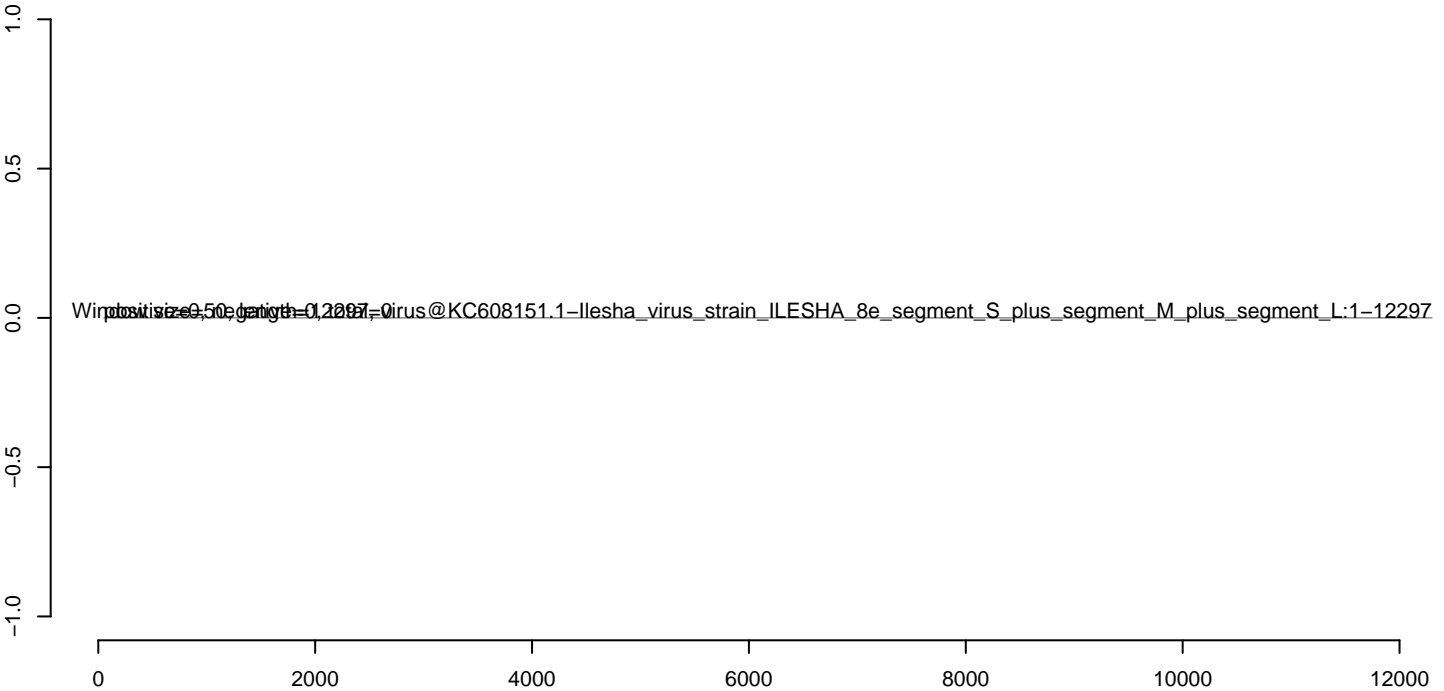
AeAeg_Aag2_DENV3.18_23.rep



AeAeg_Aag2_DENV3.24_35.rep



AeAeg_Aag2_DENV3.rep



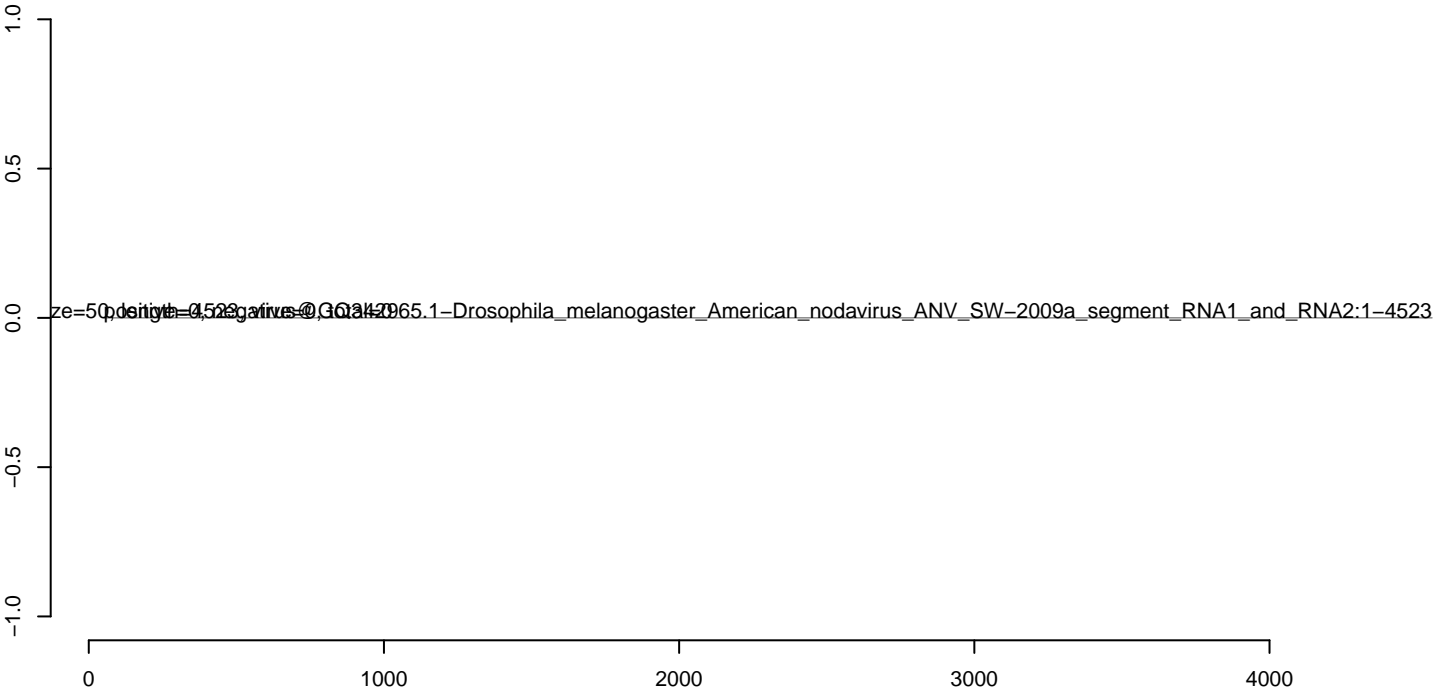
AeAeg_Aag2_DENV3.18_23.rep



AeAeg_Aag2_DENV3.24_35.rep



AeAeg_Aag2_DENV3.rep



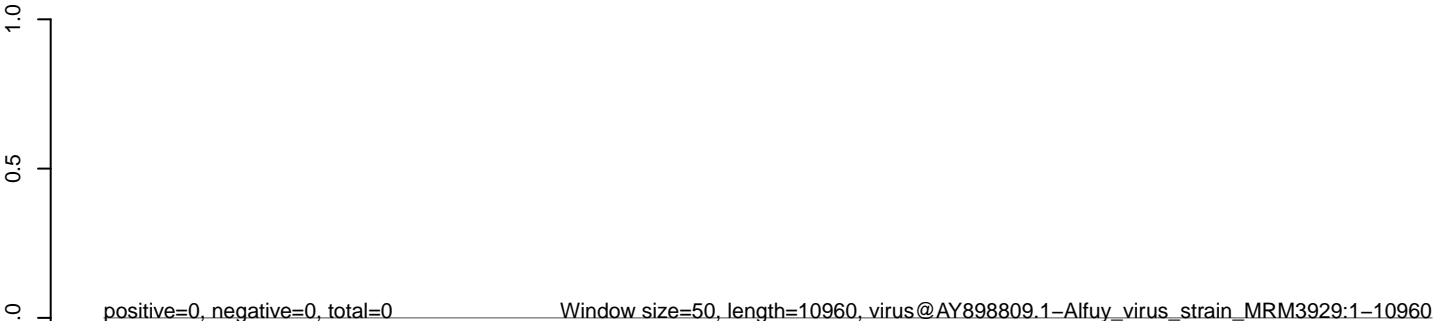
AeAeg_Aag2_DENV3.18_23.rep



AeAeg_Aag2_DENV3.24_35.rep



AeAeg_Aag2_DENV3.rep



0 2000 4000 6000 8000 10000

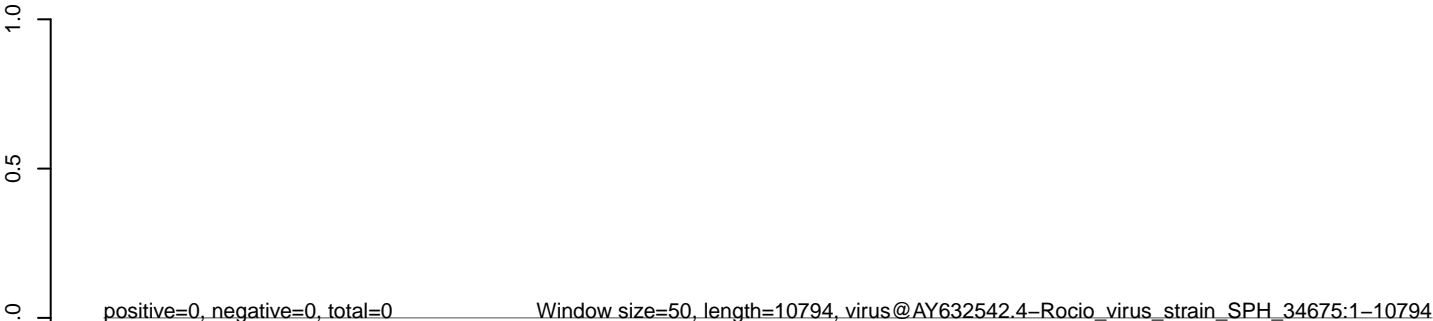
AeAeg_Aag2_DENV3.18_23.rep



AeAeg_Aag2_DENV3.24_35.rep



AeAeg_Aag2_DENV3.rep



0 2000 4000 6000 8000 10000


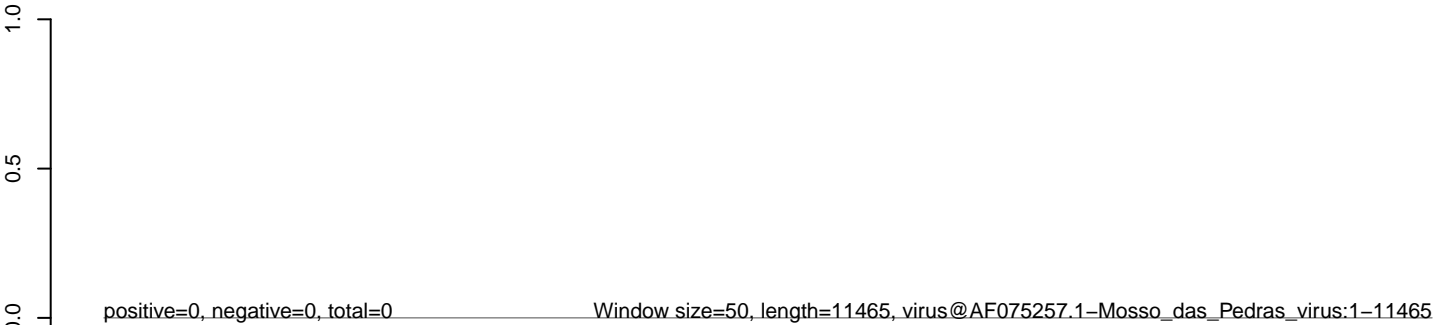
AeAeg_Aag2_DENV3.18_23.rep



AeAeg_Aag2_DENV3.24_35.rep



AeAeg_Aag2_DENV3.rep




AeAeg_Aag2_DENV3.18_23.rep



AeAeg_Aag2_DENV3.24_35.rep



AeAeg_Aag2_DENV3.rep



0 2000 4000 6000 8000 10000

AeAeg_Aag2_DENV3.18_23.rep



AeAeg_Aag2_DENV3.24_35.rep



AeAeg_Aag2_DENV3.rep



0 2000 4000 6000 8000 10000 12000

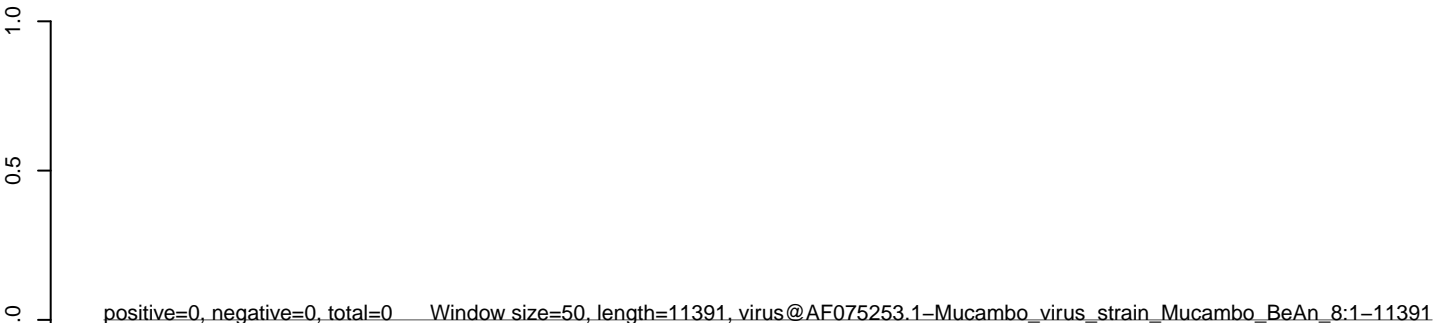
AeAeg_Aag2_DENV3.18_23.rep



AeAeg_Aag2_DENV3.24_35.rep



AeAeg_Aag2_DENV3.rep



0 2000 4000 6000 8000 10000

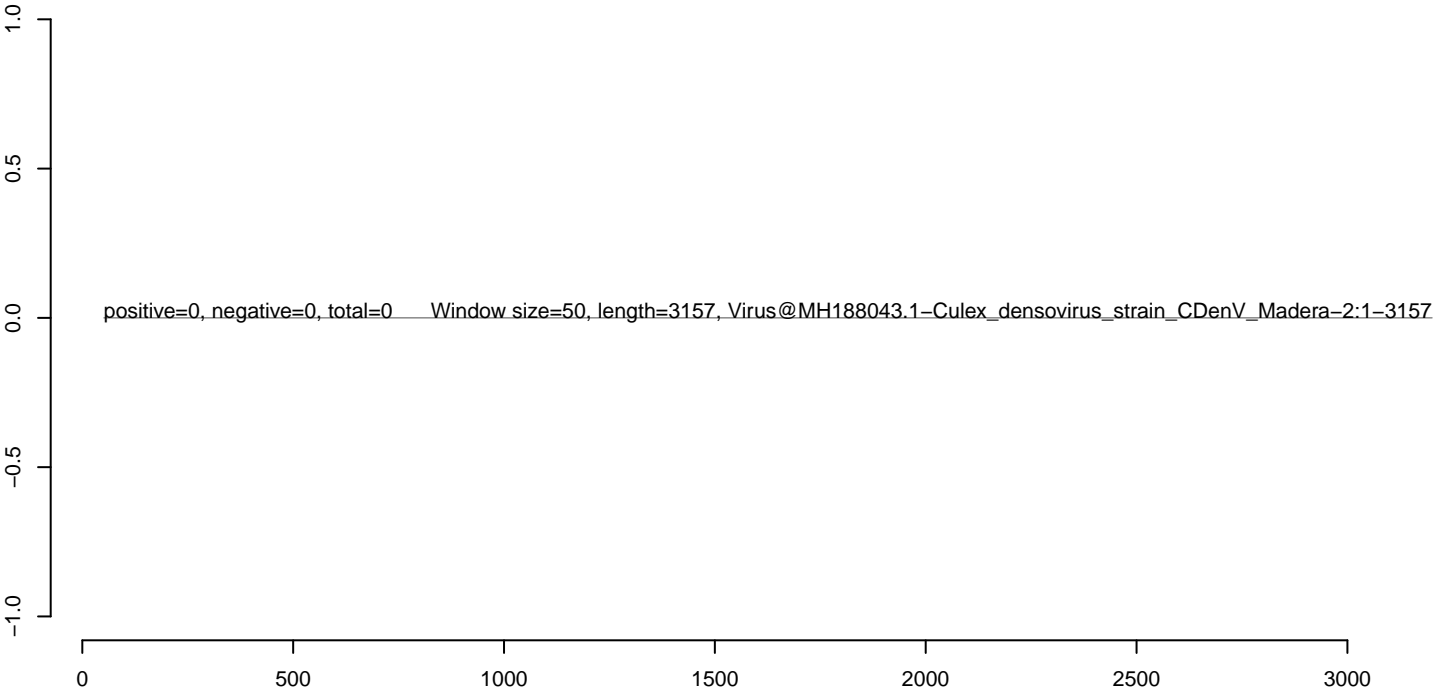
AeAeg_Aag2_DENV3.18_23.rep



AeAeg_Aag2_DENV3.24_35.rep



AeAeg_Aag2_DENV3.rep



AeAeg_Aag2_DENV3.18_23.rep



AeAeg_Aag2_DENV3.24_35.rep



AeAeg_Aag2_DENV3.rep

