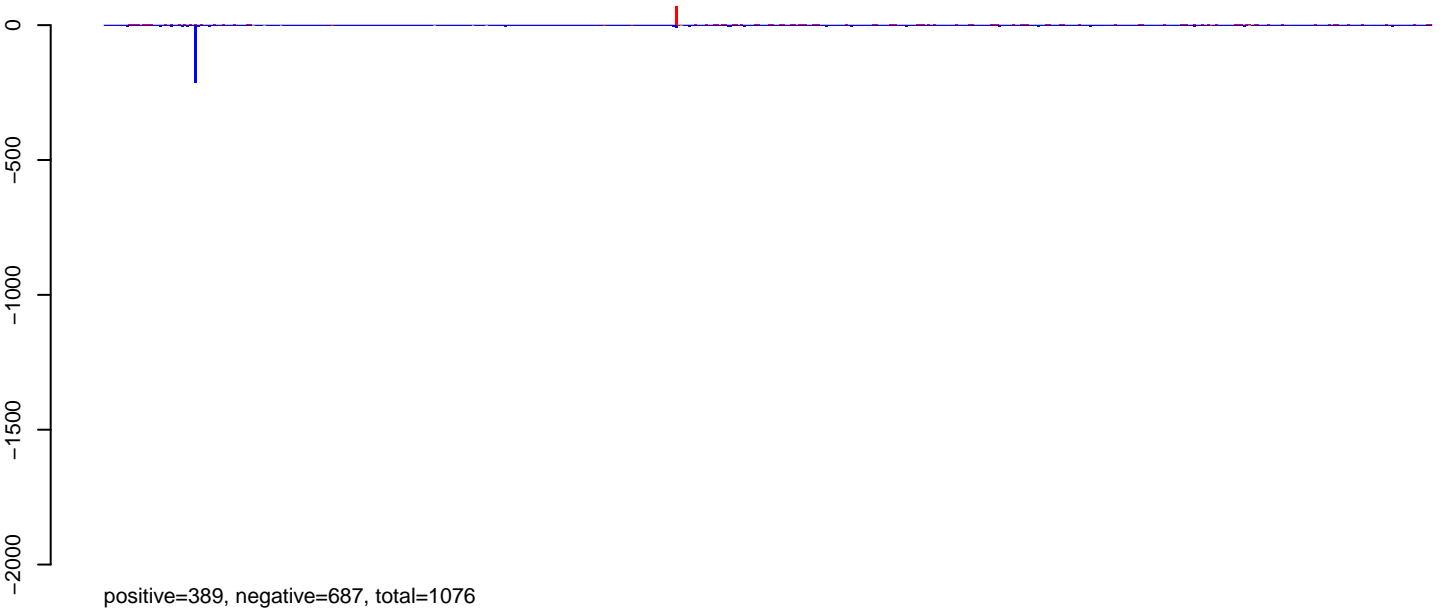
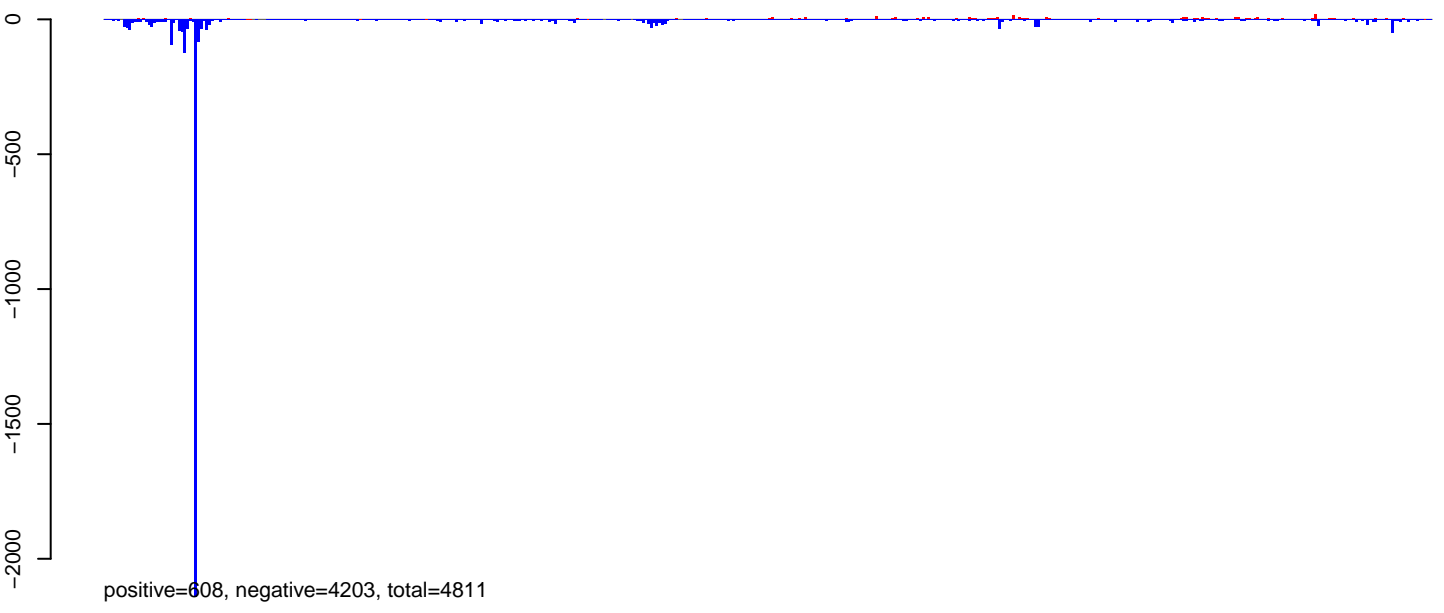


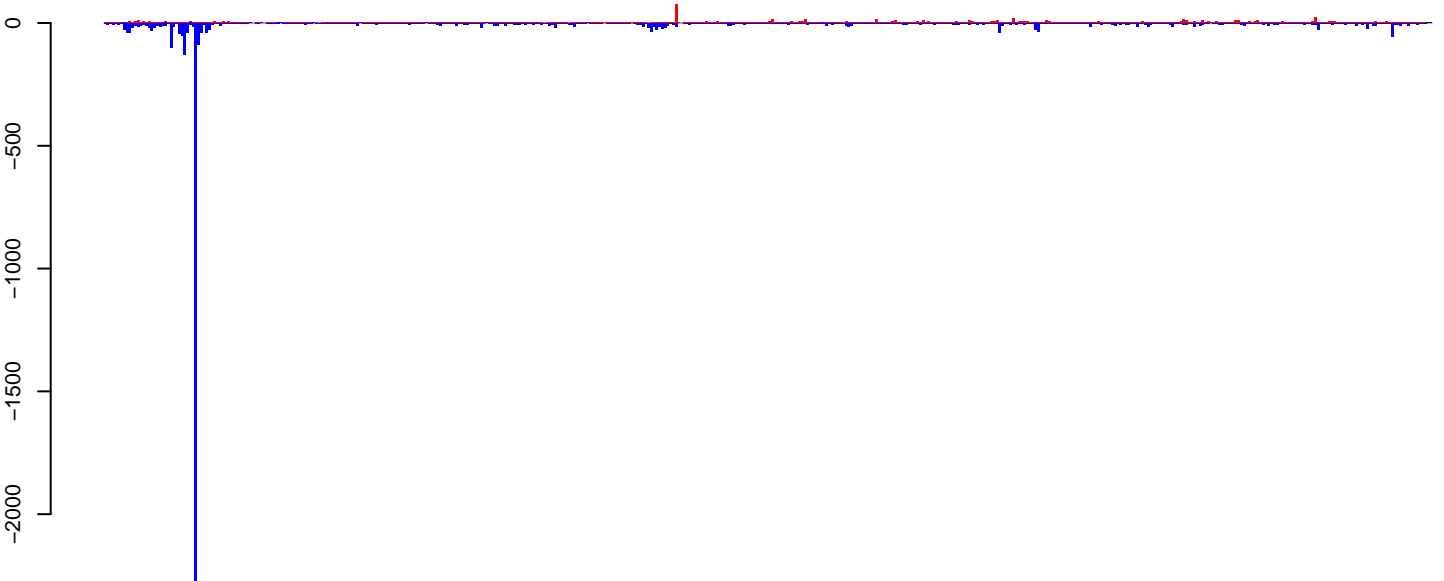
AeAeg_Aag2.TC.Dmem.18_23.rep



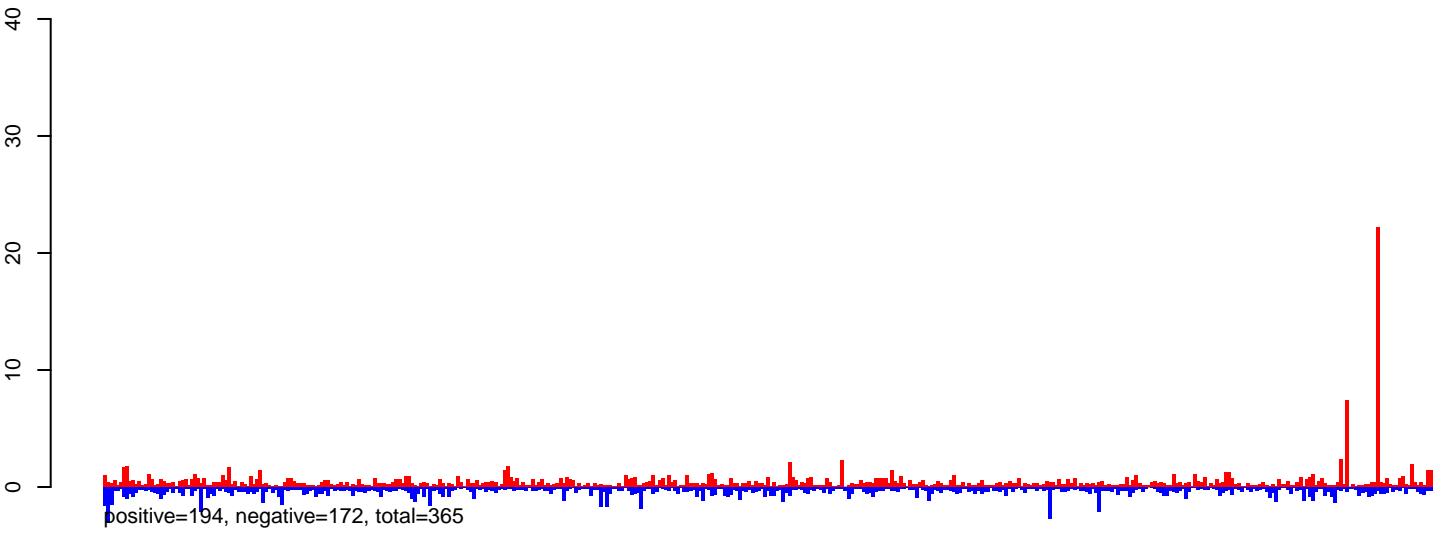
AeAeg_Aag2.TC.Dmem.24_35.rep



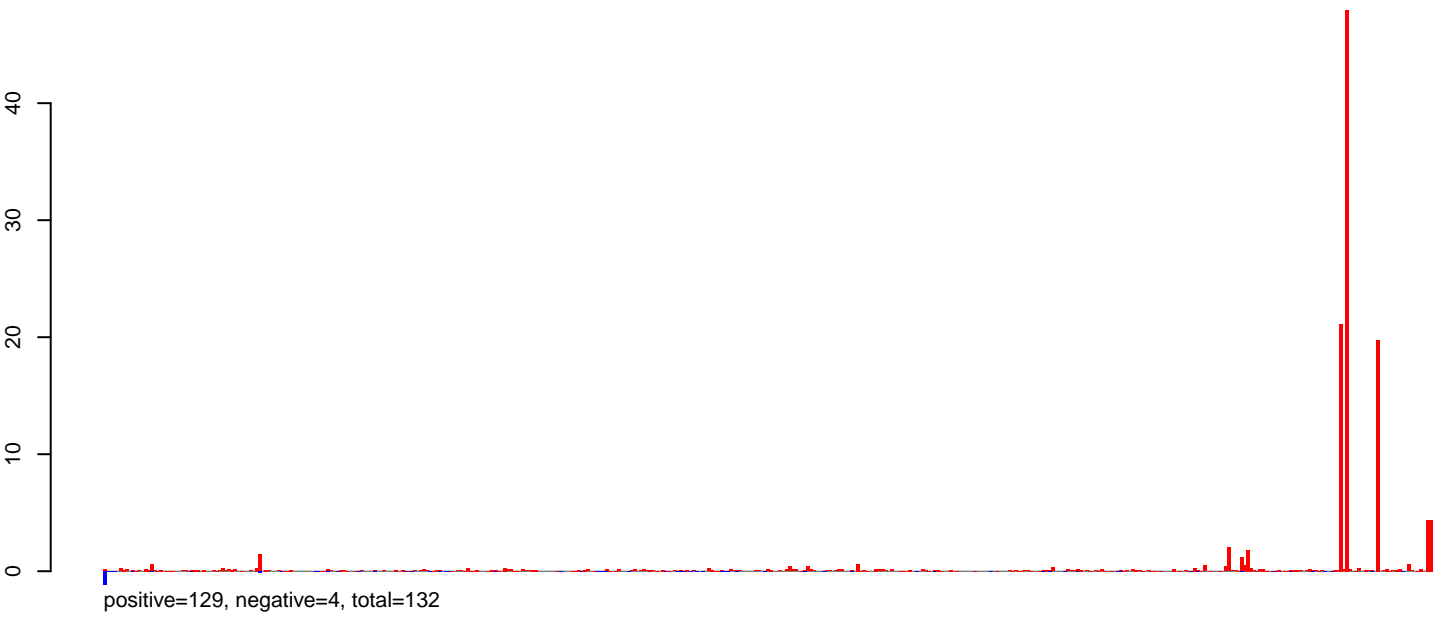
AeAeg_Aag2.TC.Dmem.rep



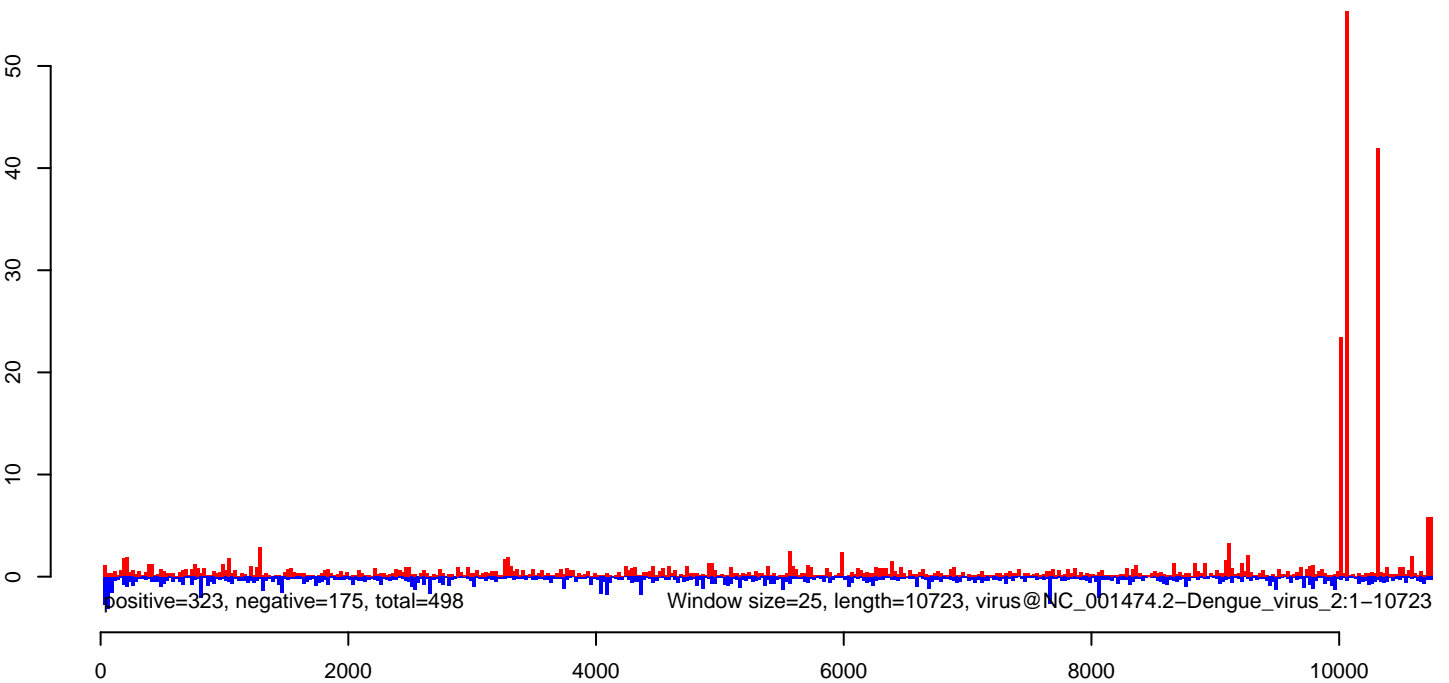
AeAeg_Aag2.TC.Dmem.18_23.rep



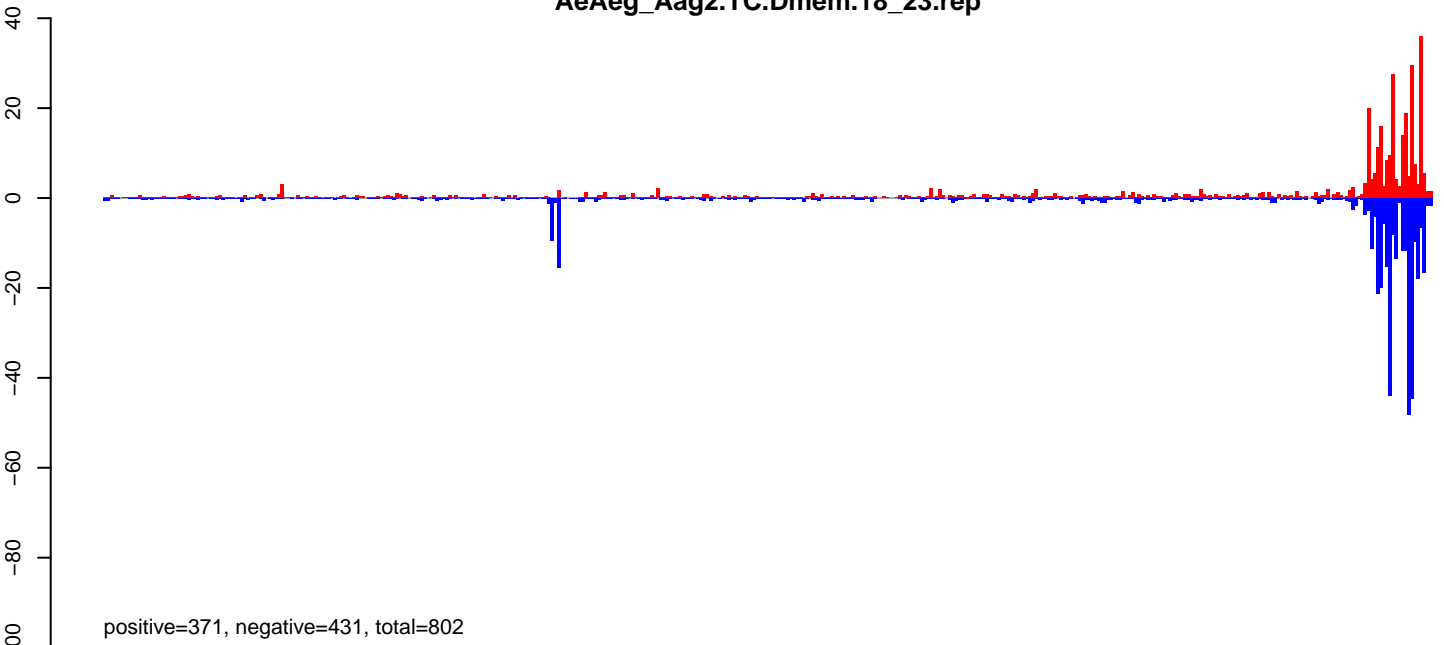
AeAeg_Aag2.TC.Dmem.24_35.rep



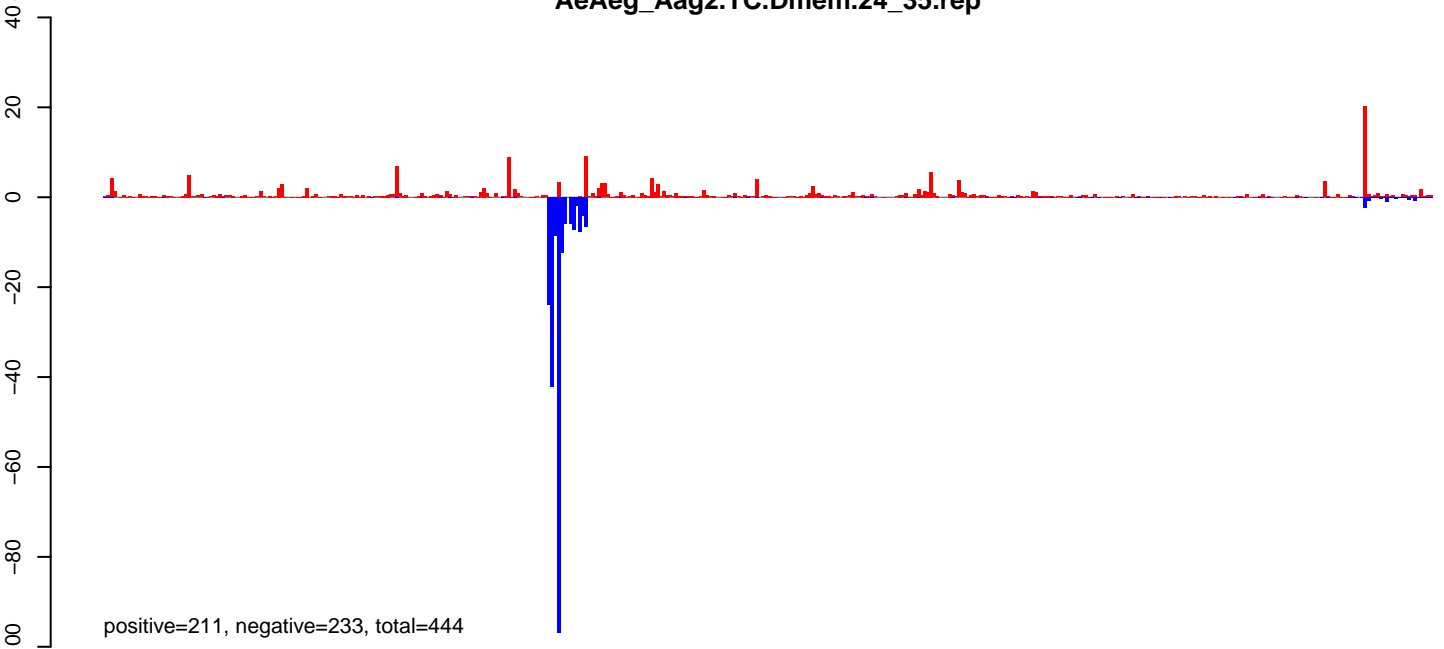
AeAeg_Aag2.TC.Dmem.rep



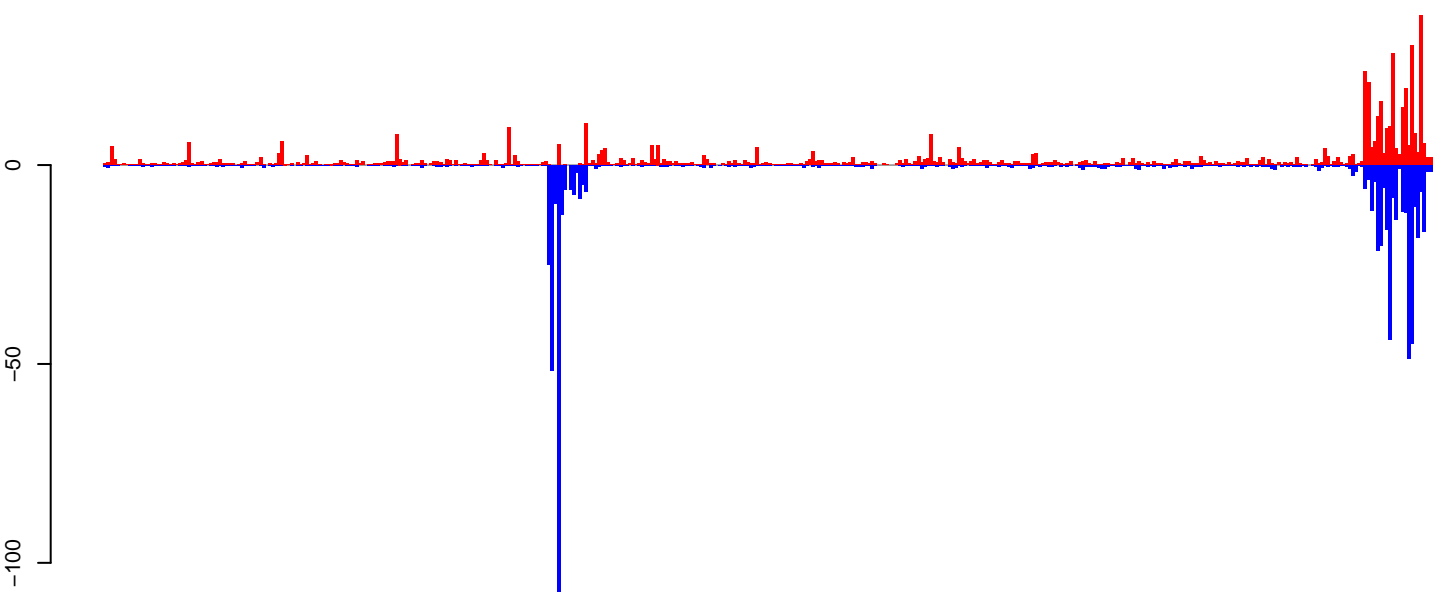
AeAeg_Aag2.TC.Dmem.18_23.rep



AeAeg_Aag2.TC.Dmem.24_35.rep

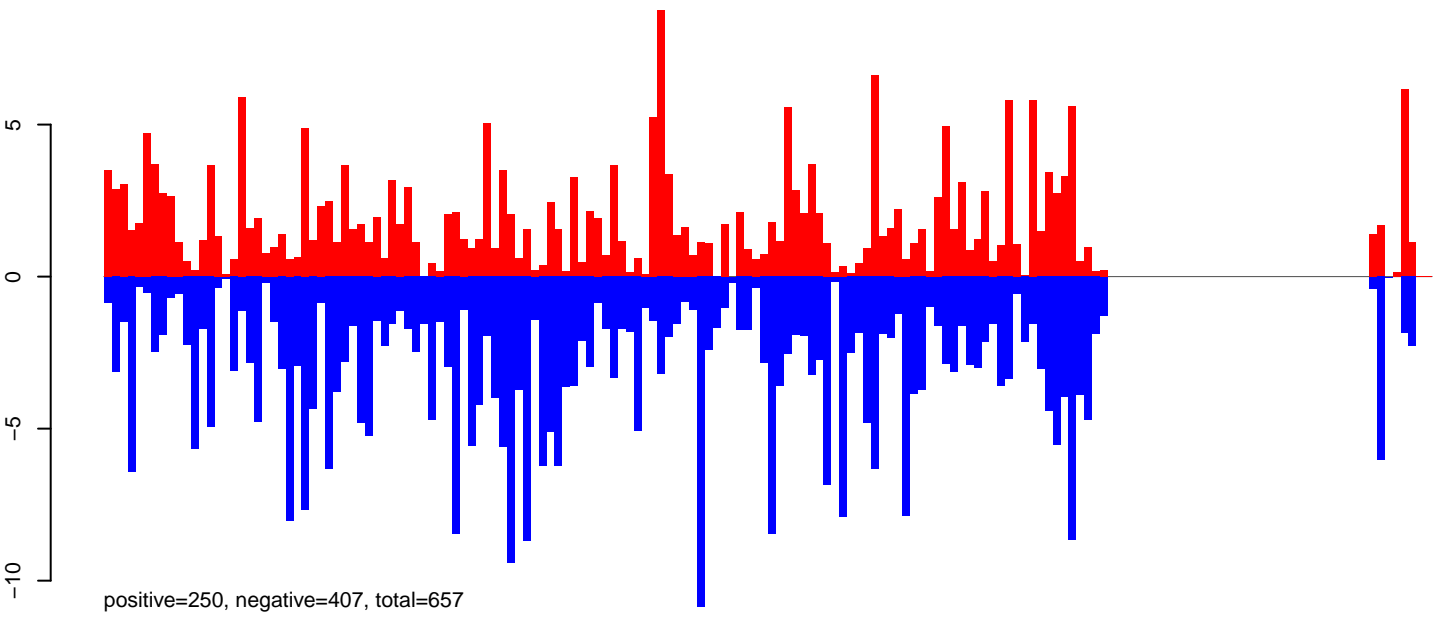


AeAeg_Aag2.TC.Dmem.rep




Window size=25, length=10682, virus@NC_001564.2-Cell_fusing_agent_virus_strain_Galveston:1-10682

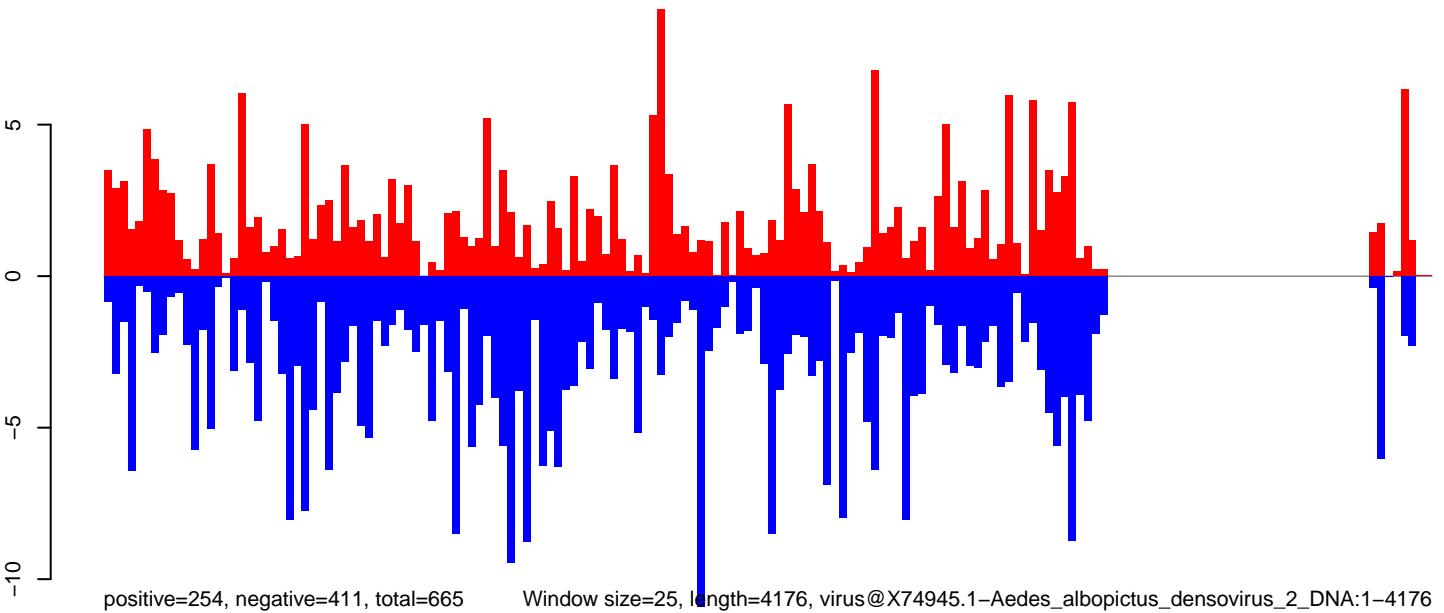
AeAeg_Aag2.TC.Dmem.18_23.rep



AeAeg_Aag2.TC.Dmem.24_35.rep



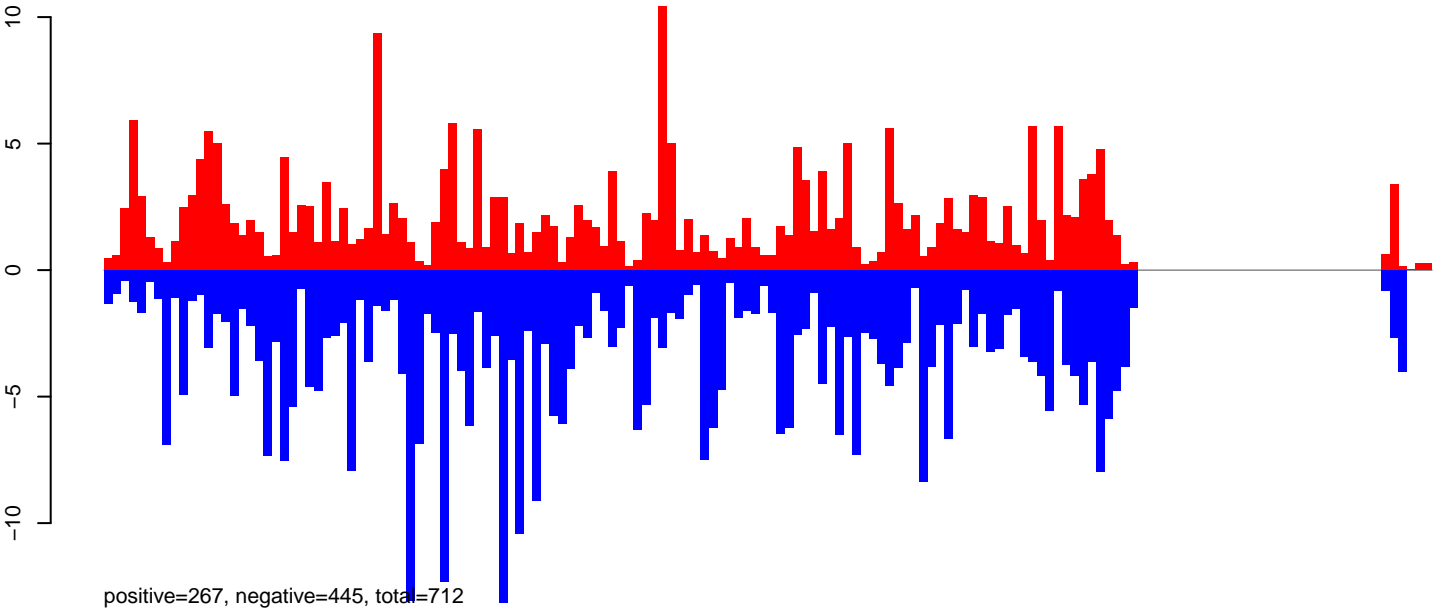
AeAeg_Aag2.TC.Dmem.rep



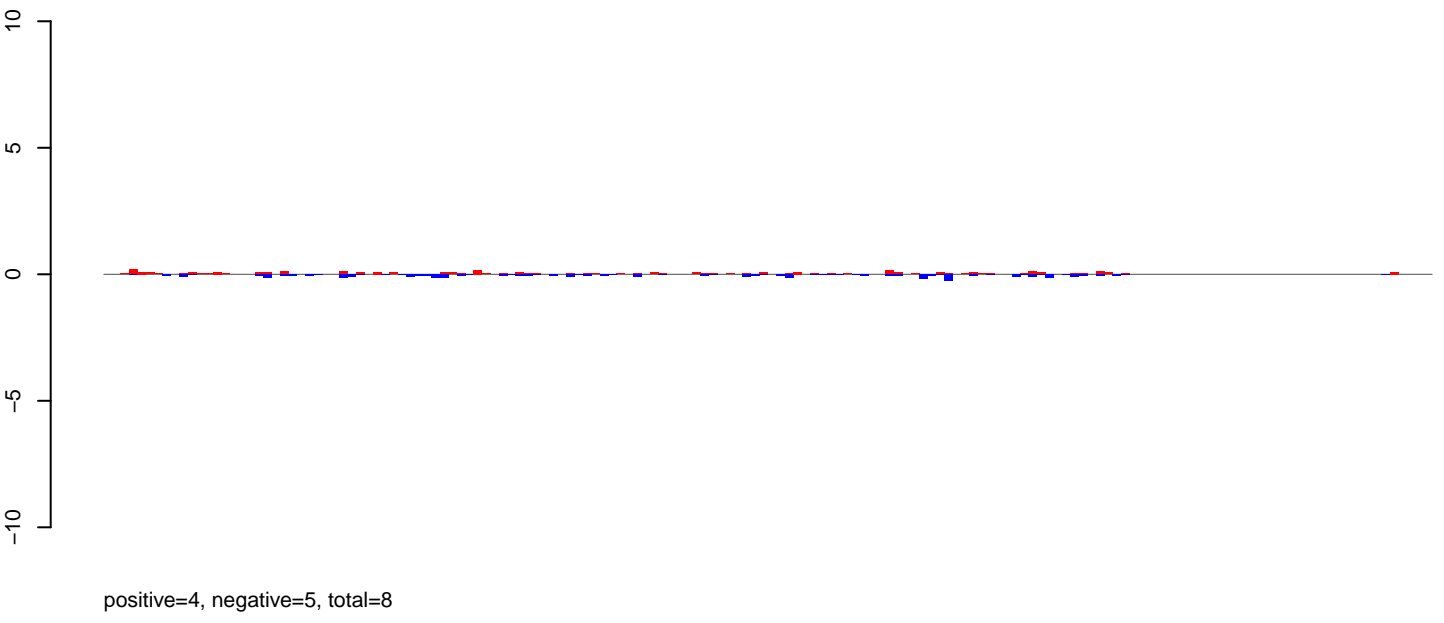
Window size=25, length=4176, virus@X74945.1-Aedes_albopictus_densovirus_2_DNA:1-4176

0 1000 2000 3000 4000

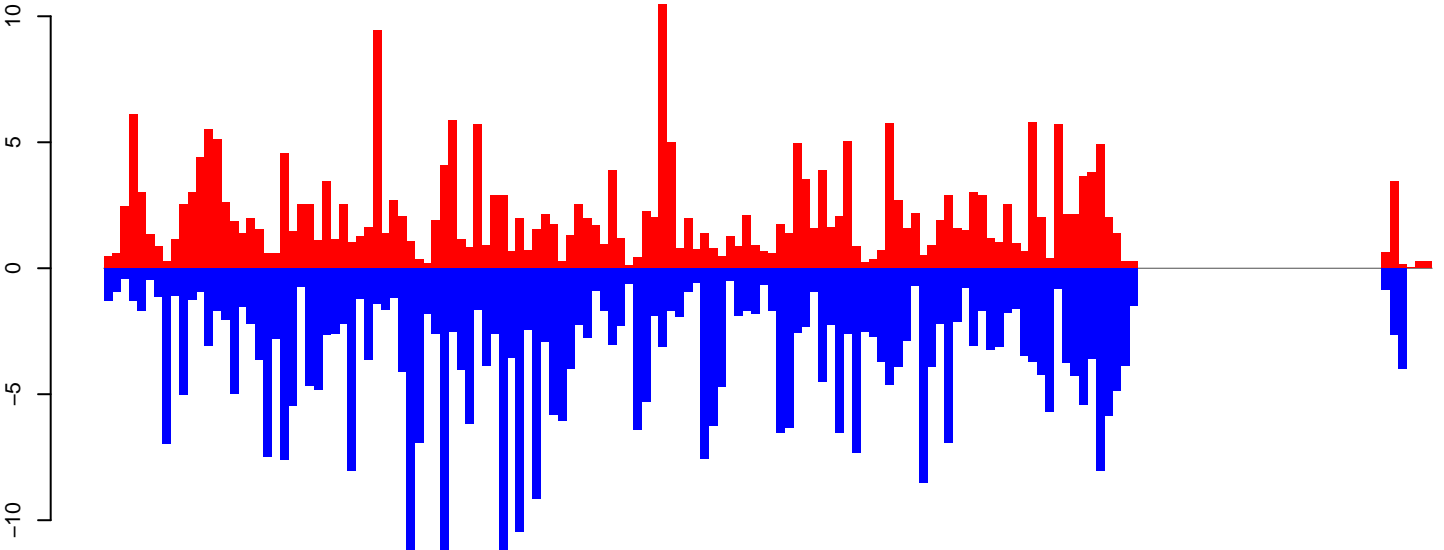
AeAeg_Aag2.TC.Dmem.18_23.rep



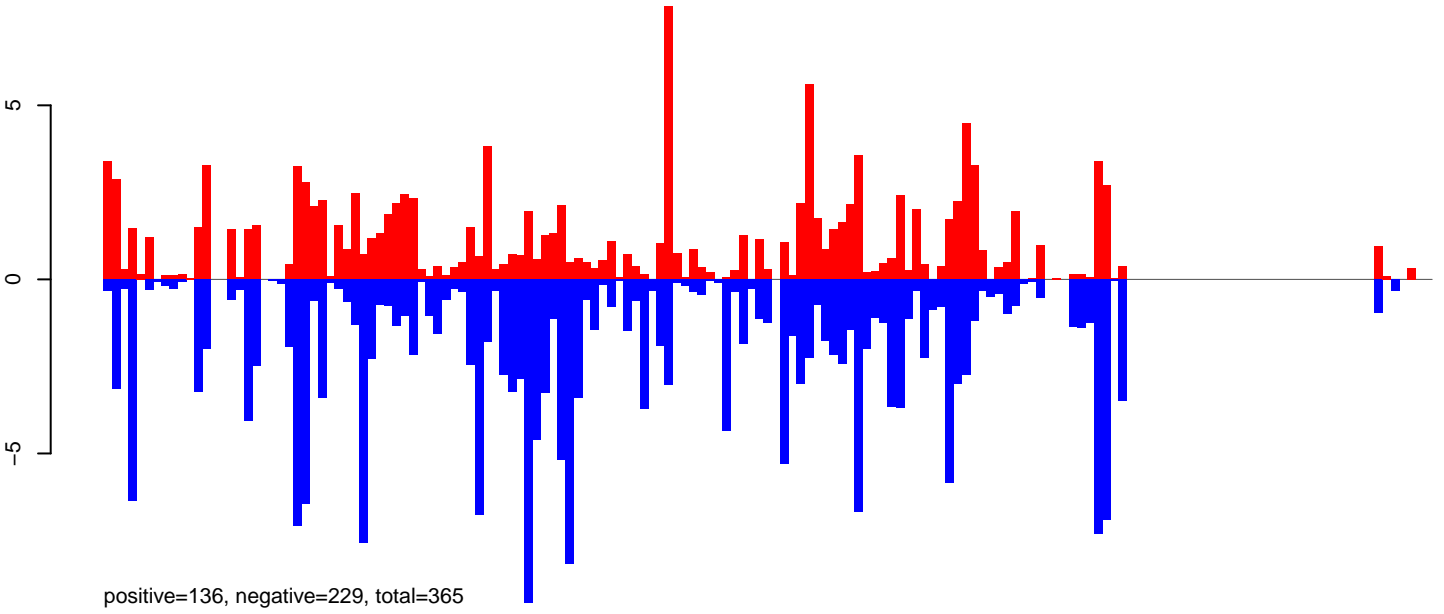
AeAeg_Aag2.TC.Dmem.24_35.rep




AeAeg_Aag2.TC.Dmem.rep



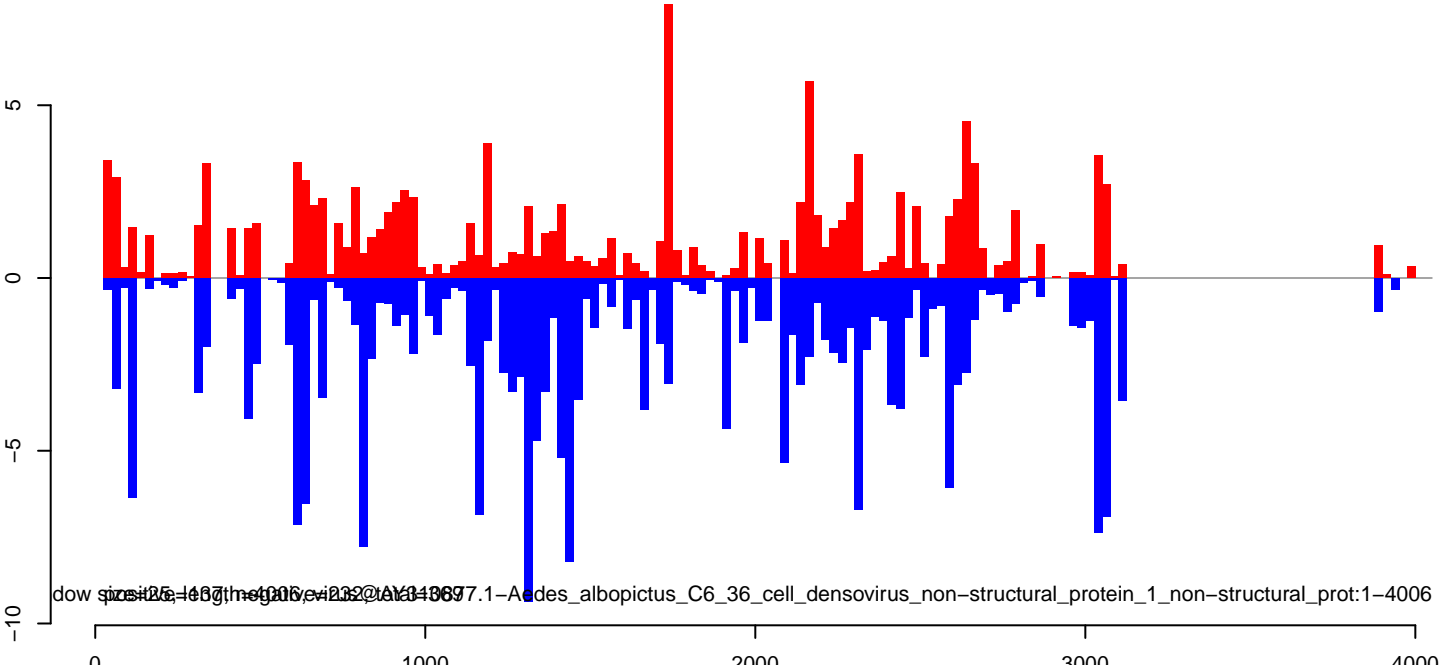
AeAeg_Aag2.TC.Dmem.18_23.rep



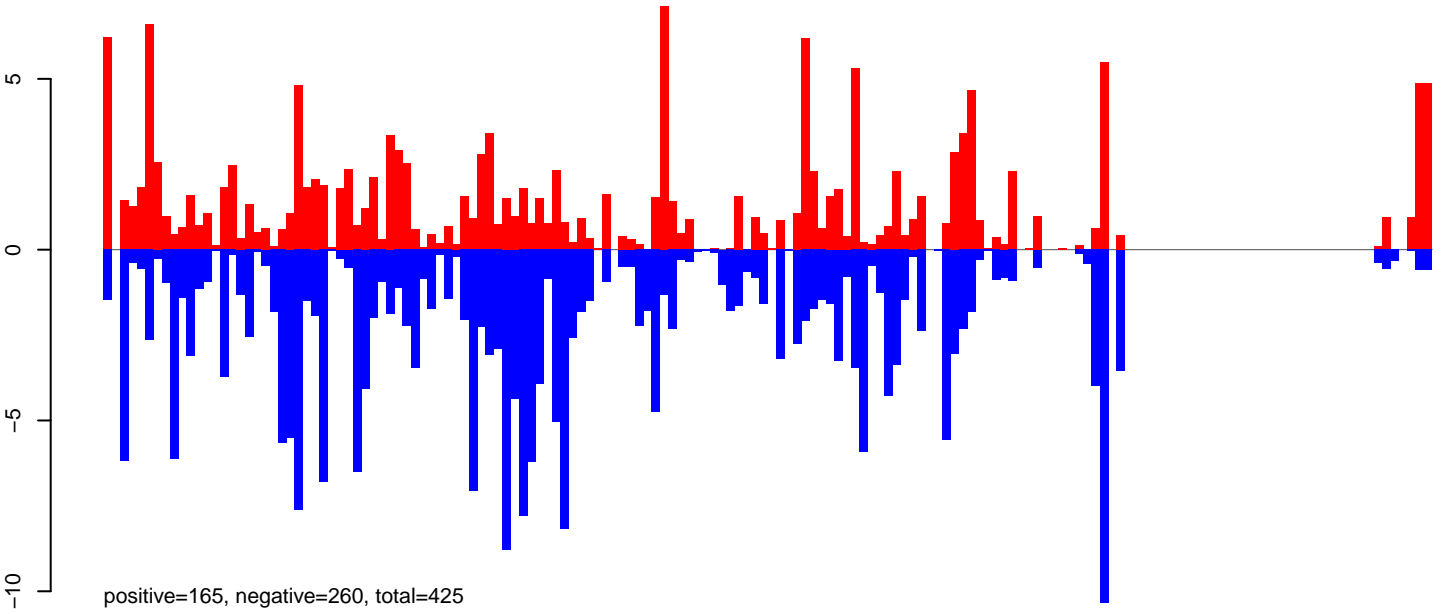
AeAeg_Aag2.TC.Dmem.24_35.rep




AeAeg_Aag2.TC.Dmem.rep



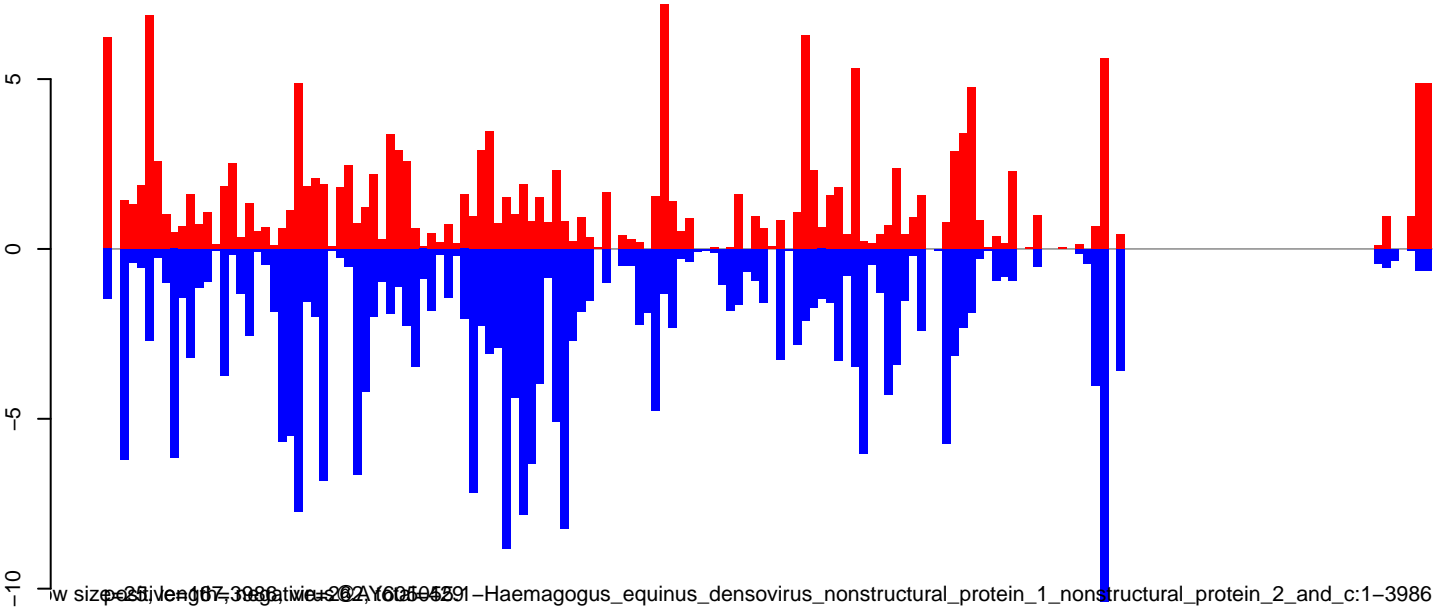
AeAeg_Aag2.TC.Dmem.18_23.rep



AeAeg_Aag2.TC.Dmem.24_35.rep



AeAeg_Aag2.TC.Dmem.rep

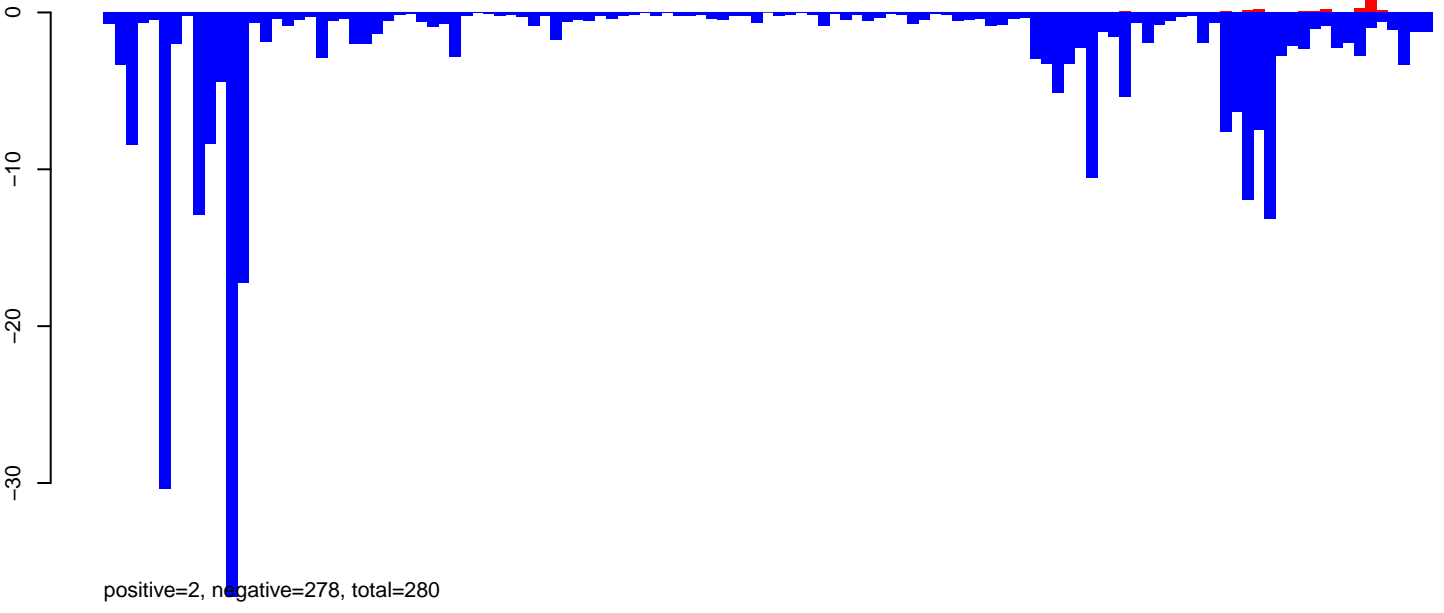


W size=25, len=167, 3986, positive=262, 1626, 429-Haemagogus_equinus_densovirus_nonstructural_protein_1_nonstructural_protein_2_and_c:1-3986

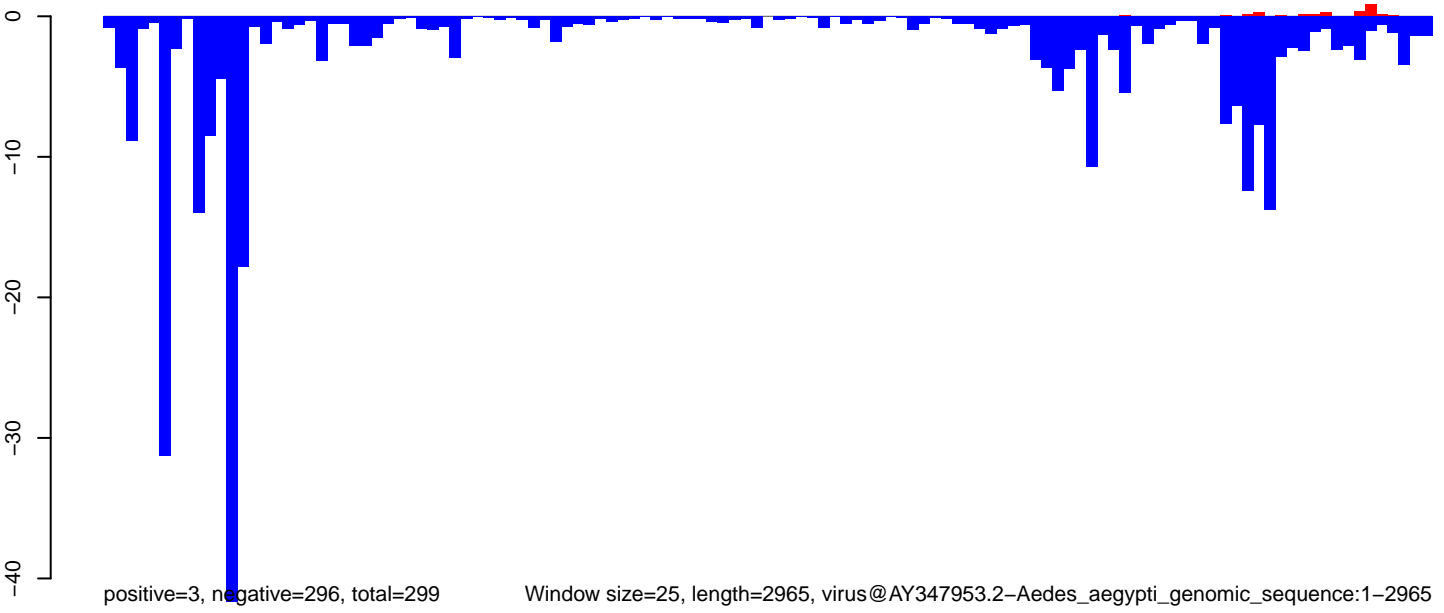
AeAeg_Aag2.TC.Dmem.18_23.rep



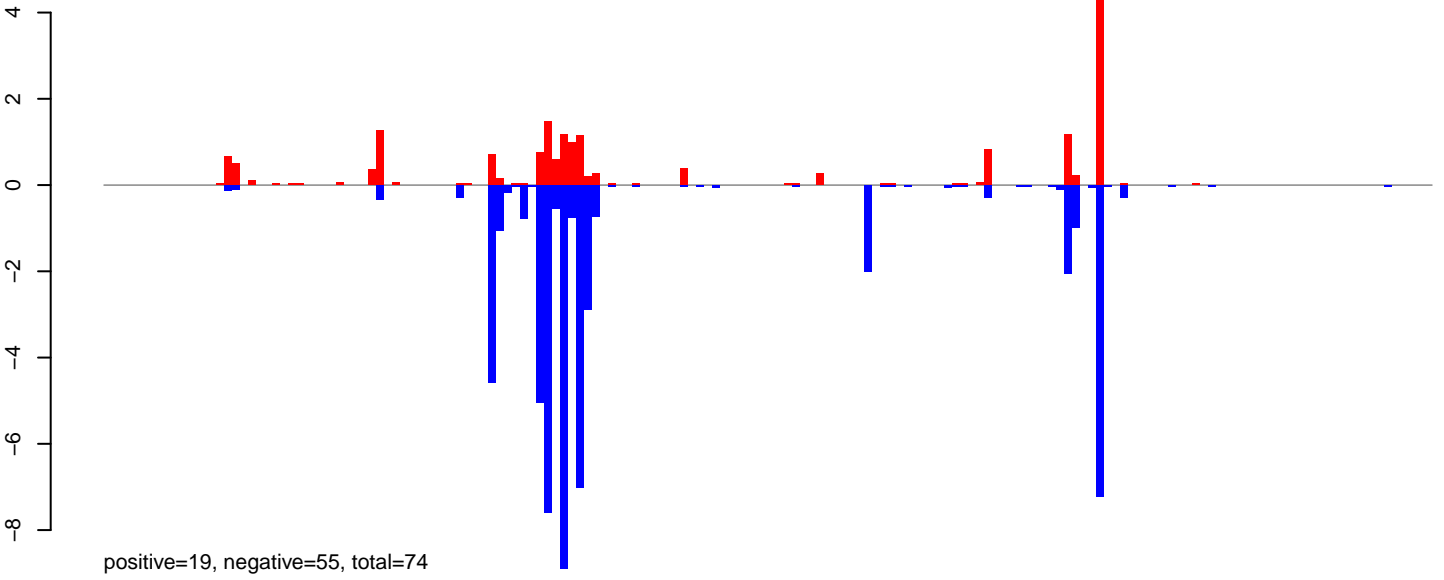
AeAeg_Aag2.TC.Dmem.24_35.rep



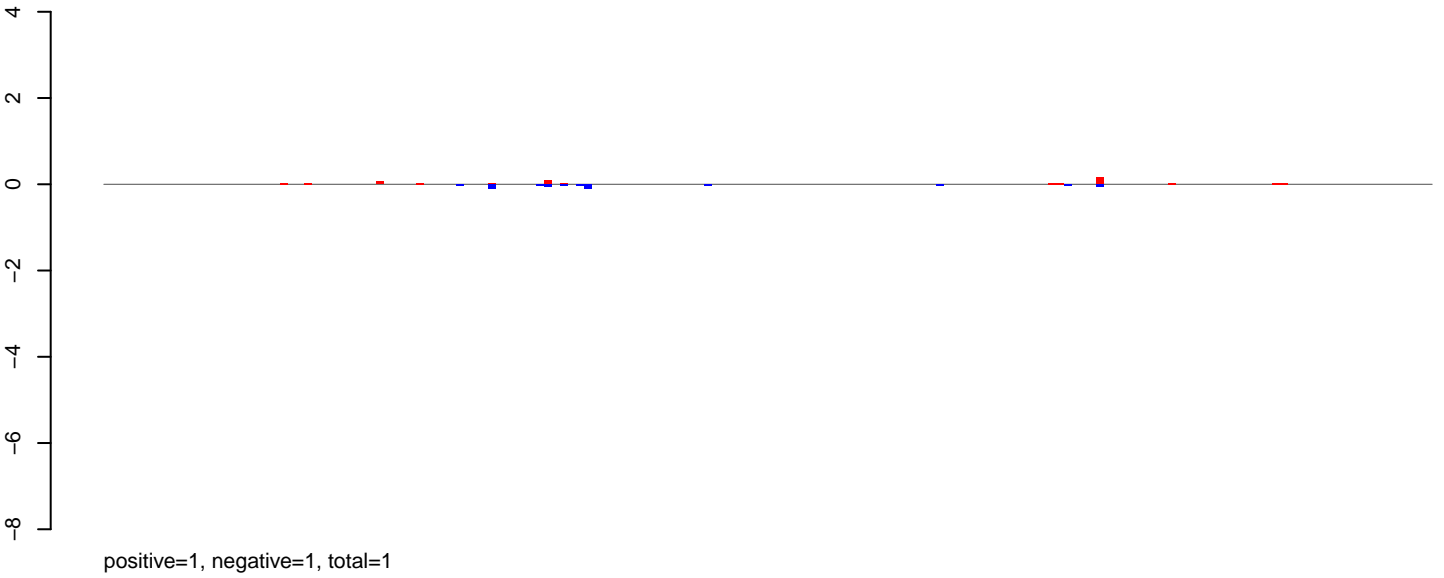
AeAeg_Aag2.TC.Dmem.rep



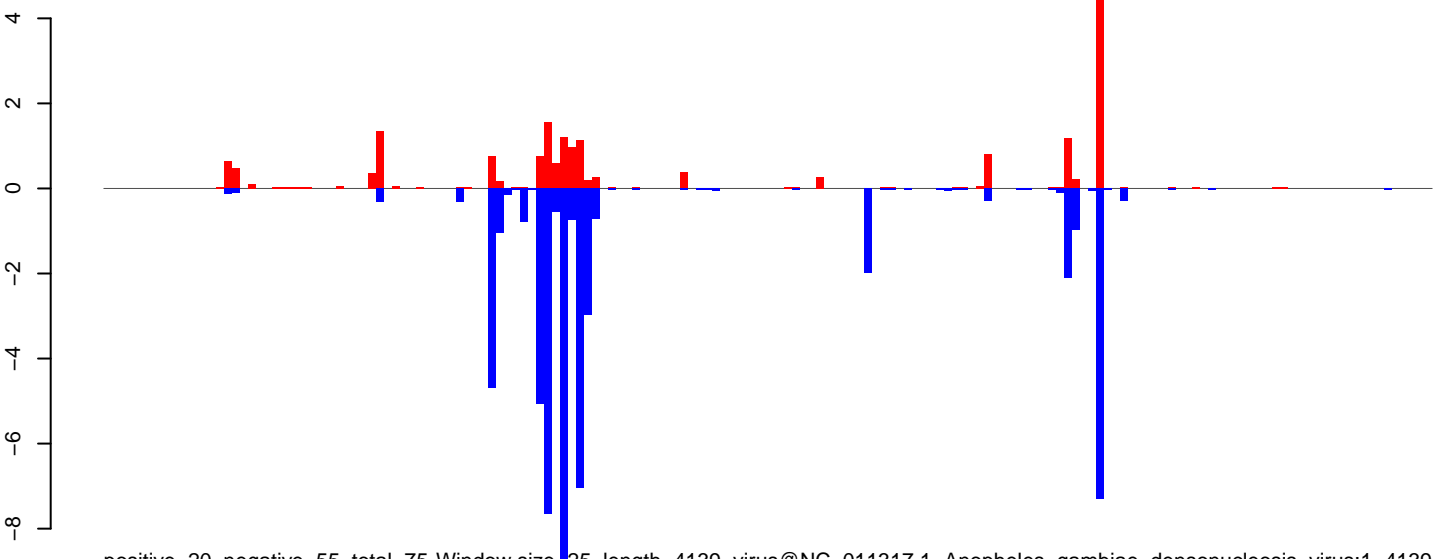
AeAeg_Aag2.TC.Dmem.18_23.rep



AeAeg_Aag2.TC.Dmem.24_35.rep

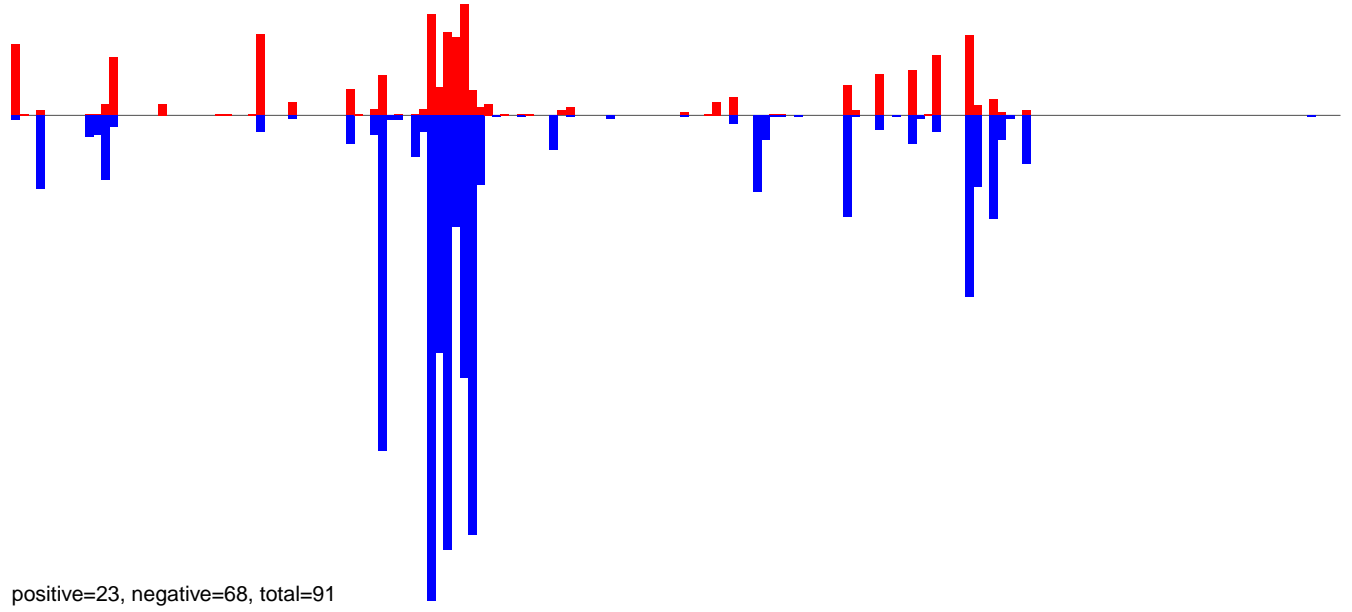


AeAeg_Aag2.TC.Dmem.rep

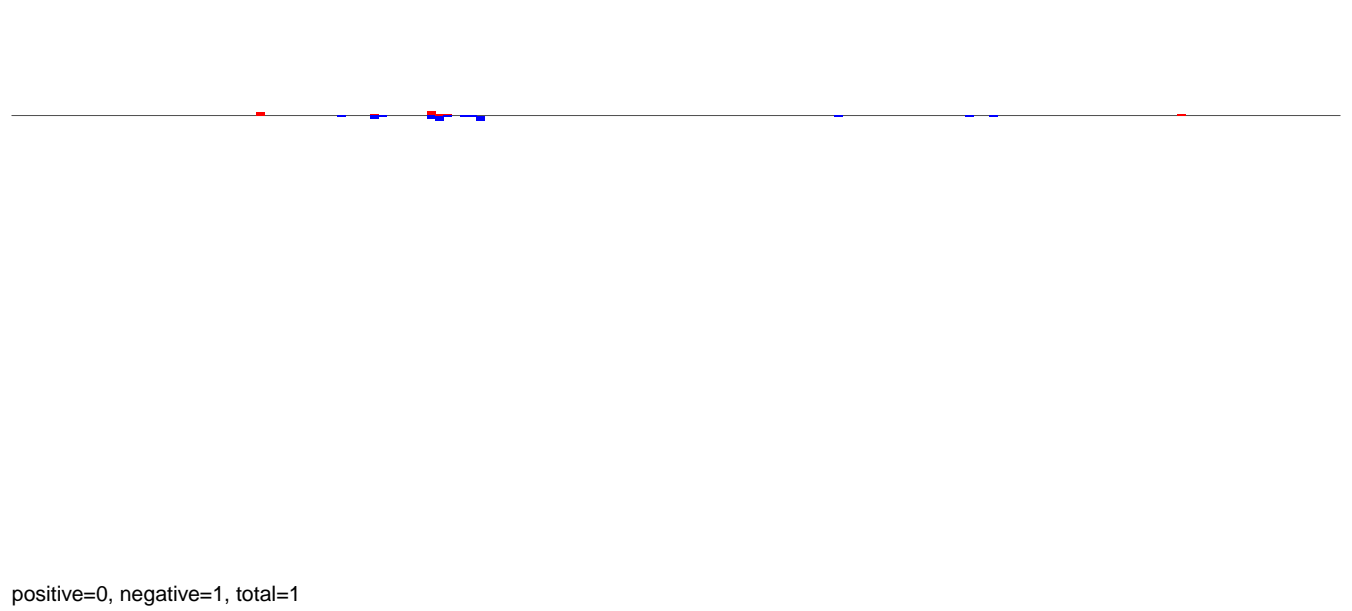


0 1000 2000 3000 4000

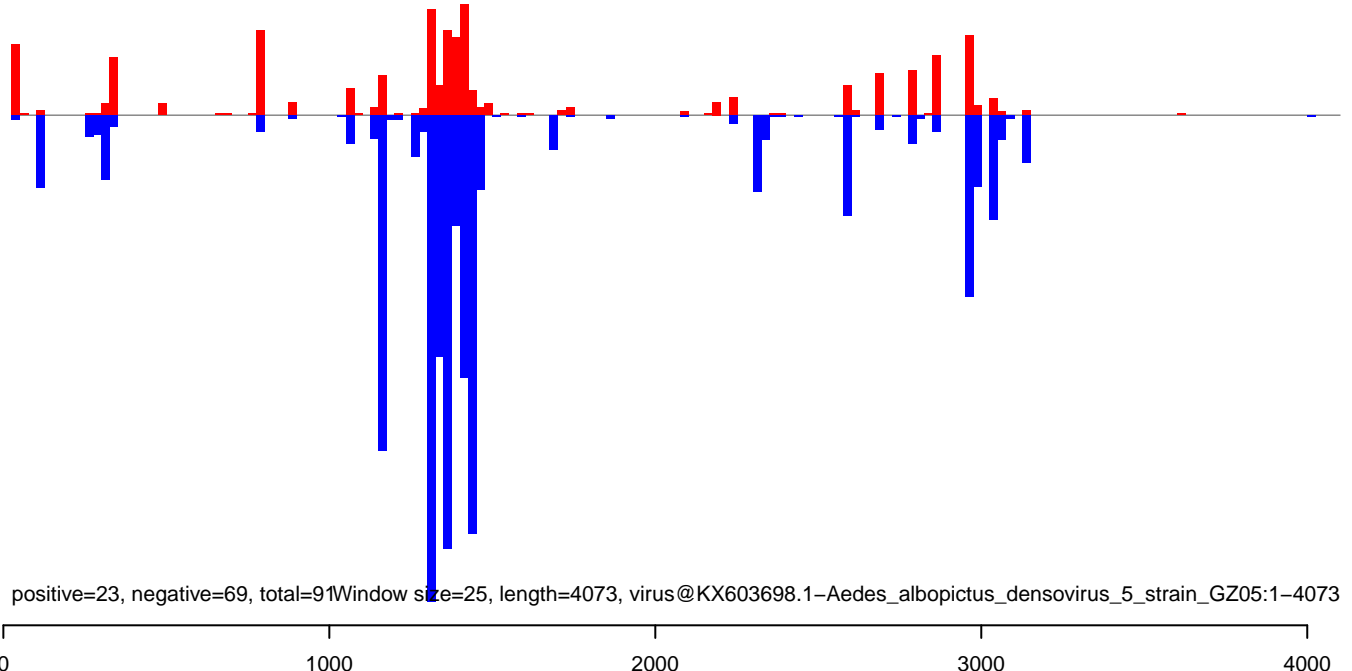
AeAeg_Aag2.TC.Dmem.18_23.rep



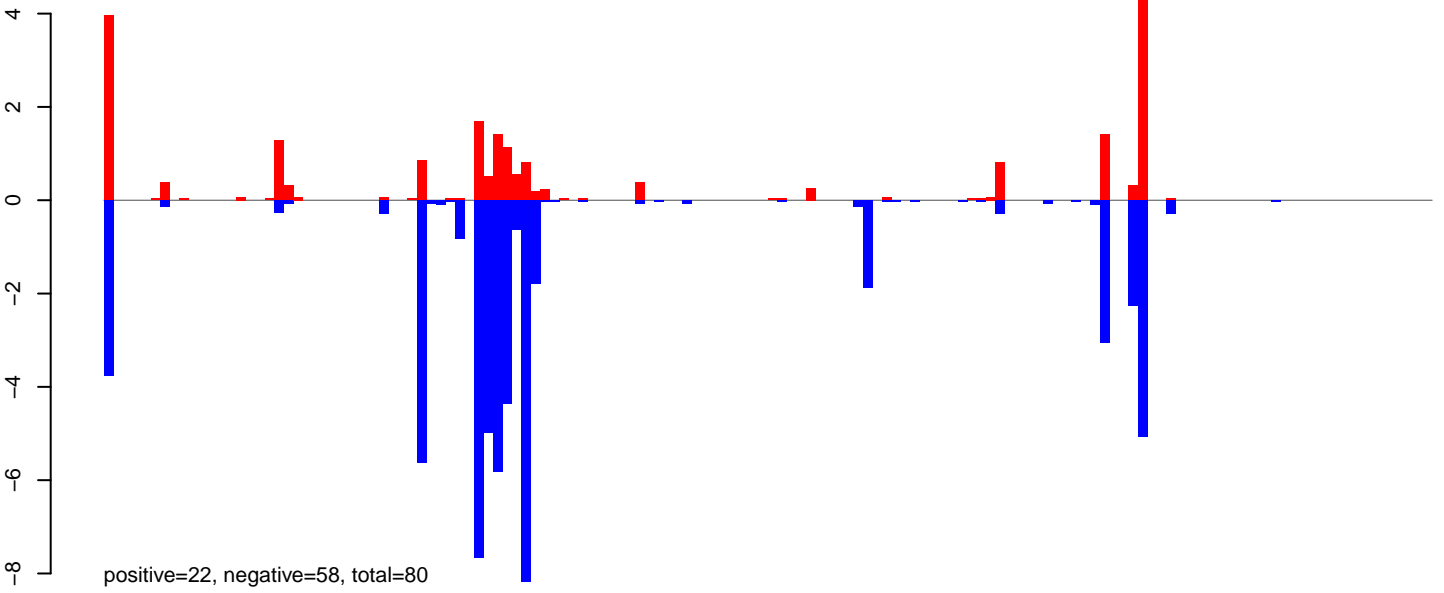
AeAeg_Aag2.TC.Dmem.24_35.rep




AeAeg_Aag2.TC.Dmem.rep



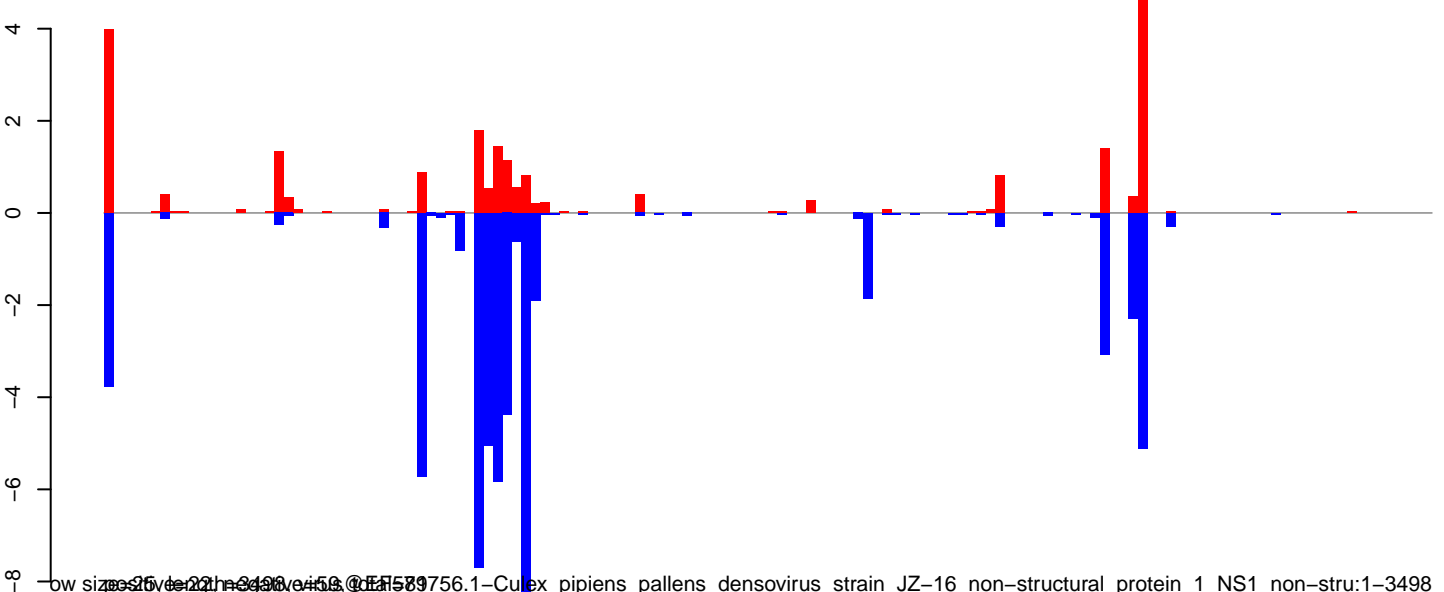
AeAeg_Aag2.TC.Dmem.18_23.rep



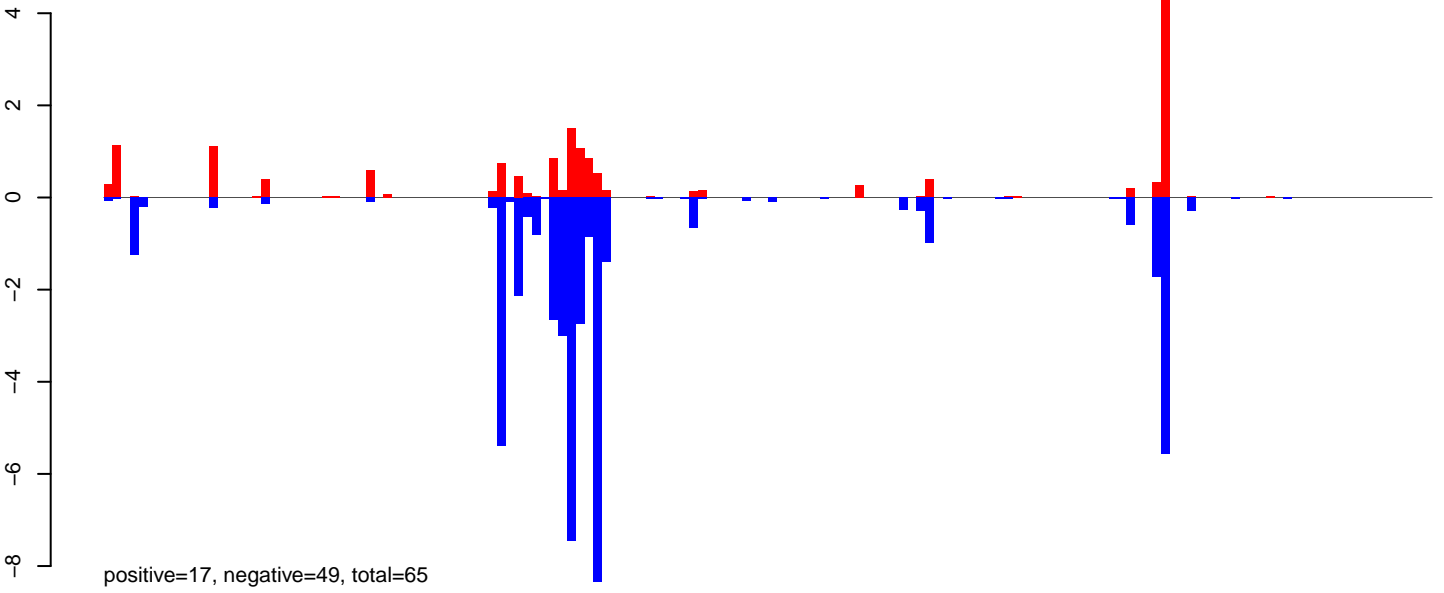
AeAeg_Aag2.TC.Dmem.24_35.rep




AeAeg_Aag2.TC.Dmem.rep



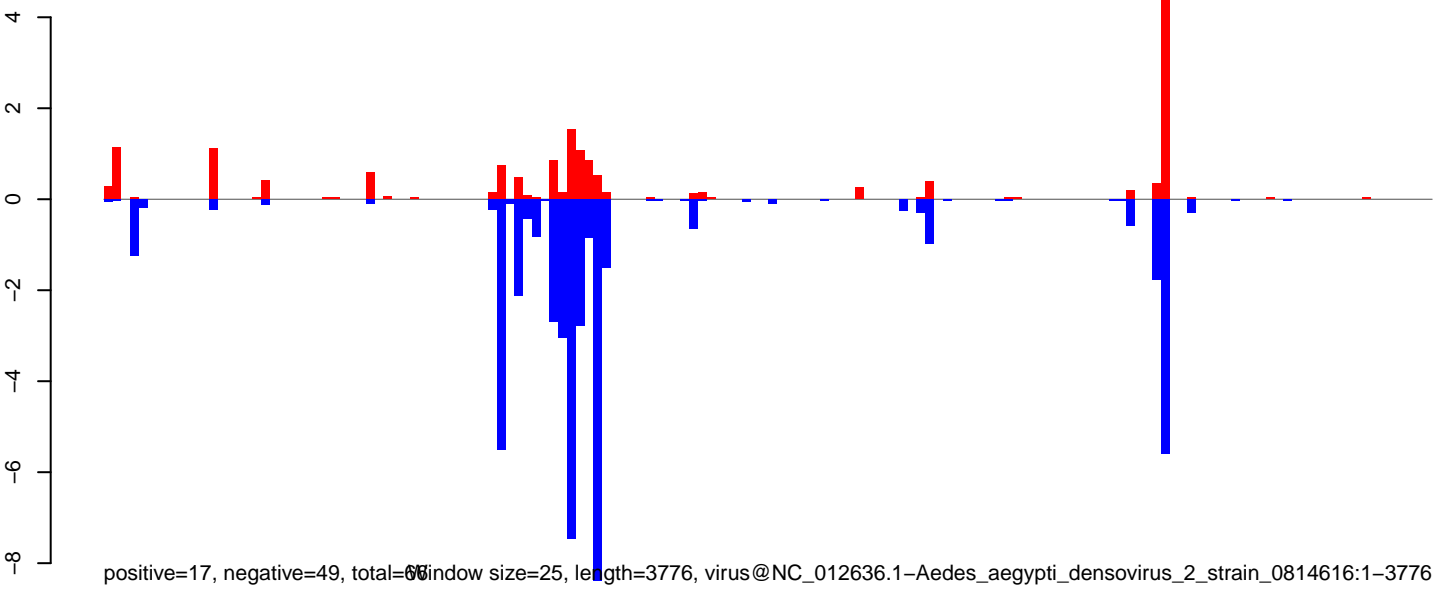
AeAeg_Aag2.TC.Dmem.18_23.rep



AeAeg_Aag2.TC.Dmem.24_35.rep



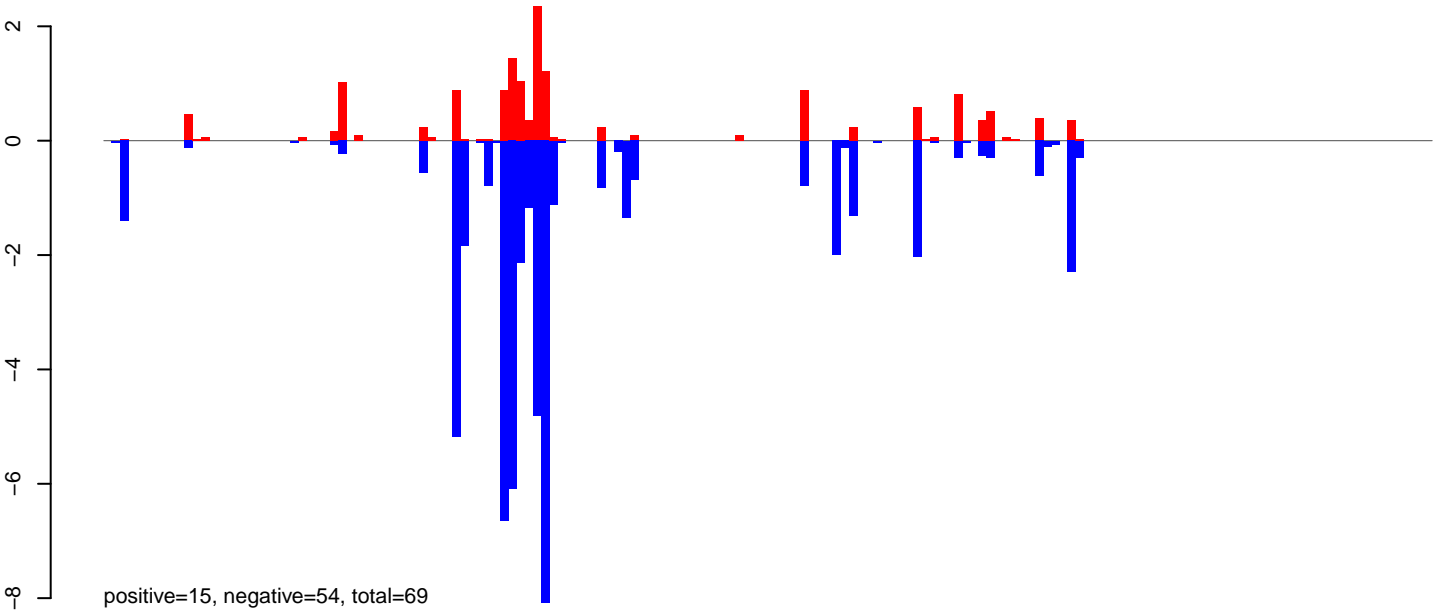
AeAeg_Aag2.TC.Dmem.rep




Window size=25, length=3776, virus@NC_012636.1-Aedes_aegypti_densovirus_2_strain_0814616:1-3776

0 1000 2000 3000

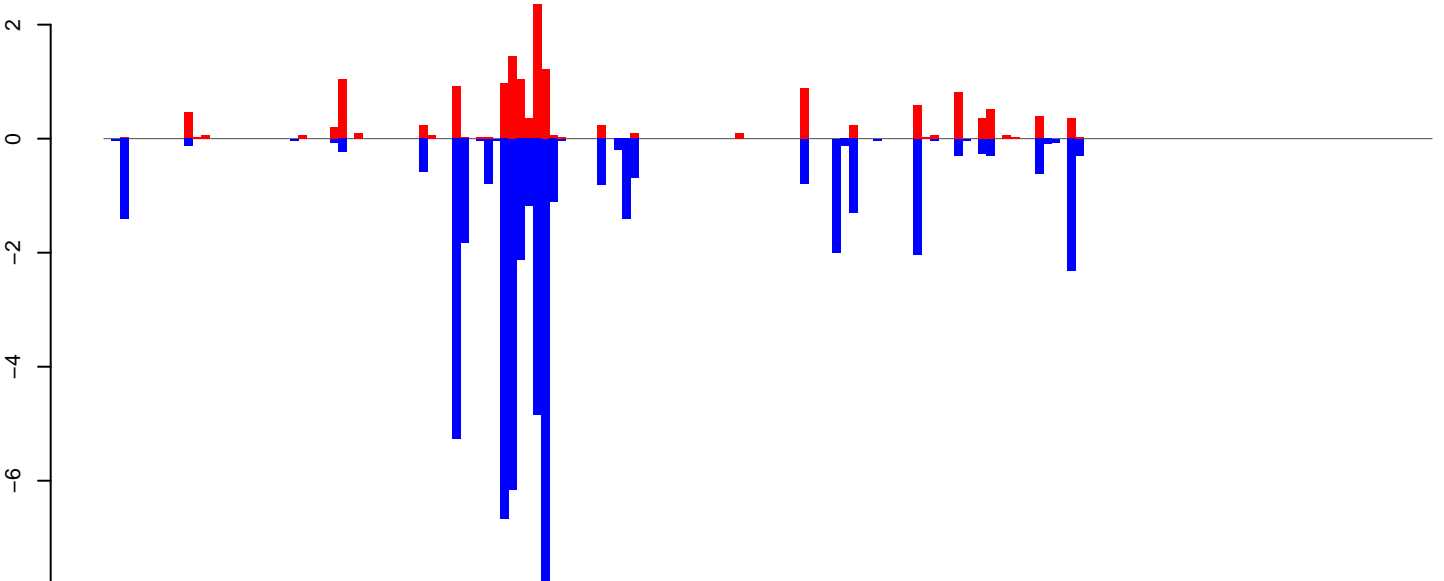
AeAeg_Aag2.TC.Dmem.18_23.rep



AeAeg_Aag2.TC.Dmem.24_35.rep



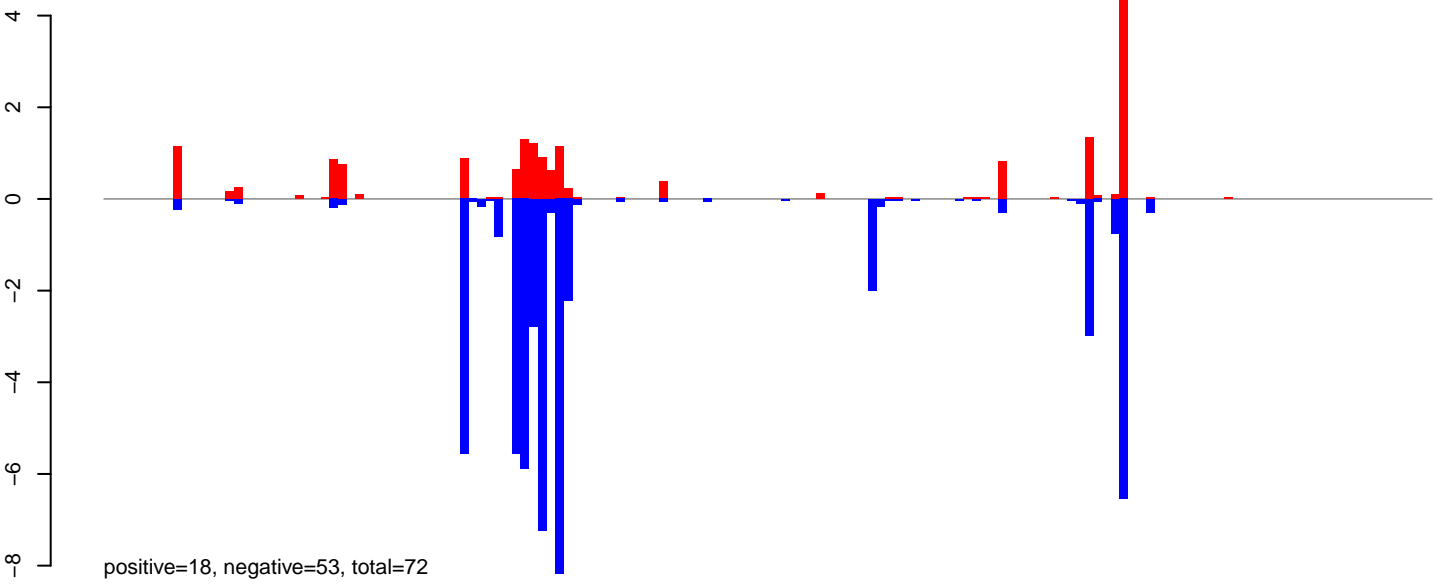
AeAeg_Aag2.TC.Dmem.rep



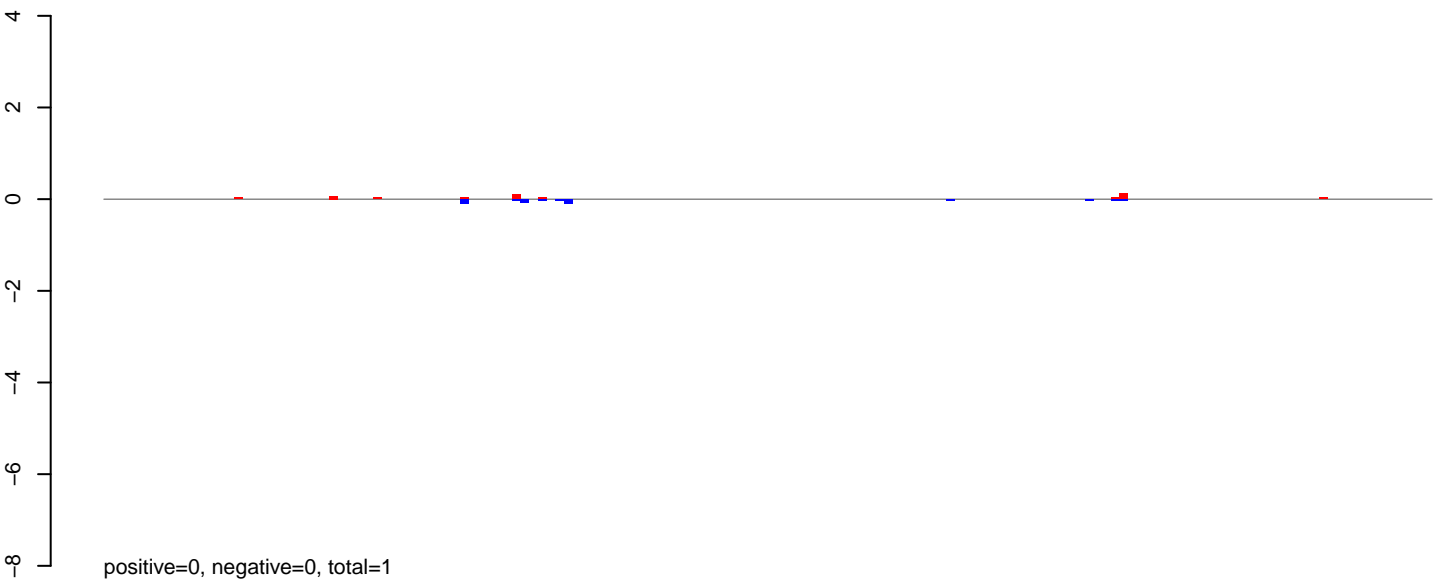
bow size=16, length=4094, @A1095351.2-Aedes_albopictus_C6_36_cell_densovirus_non-structural_protein_1_NS-1_non-structural:1-4094

0 1000 2000 3000 4000

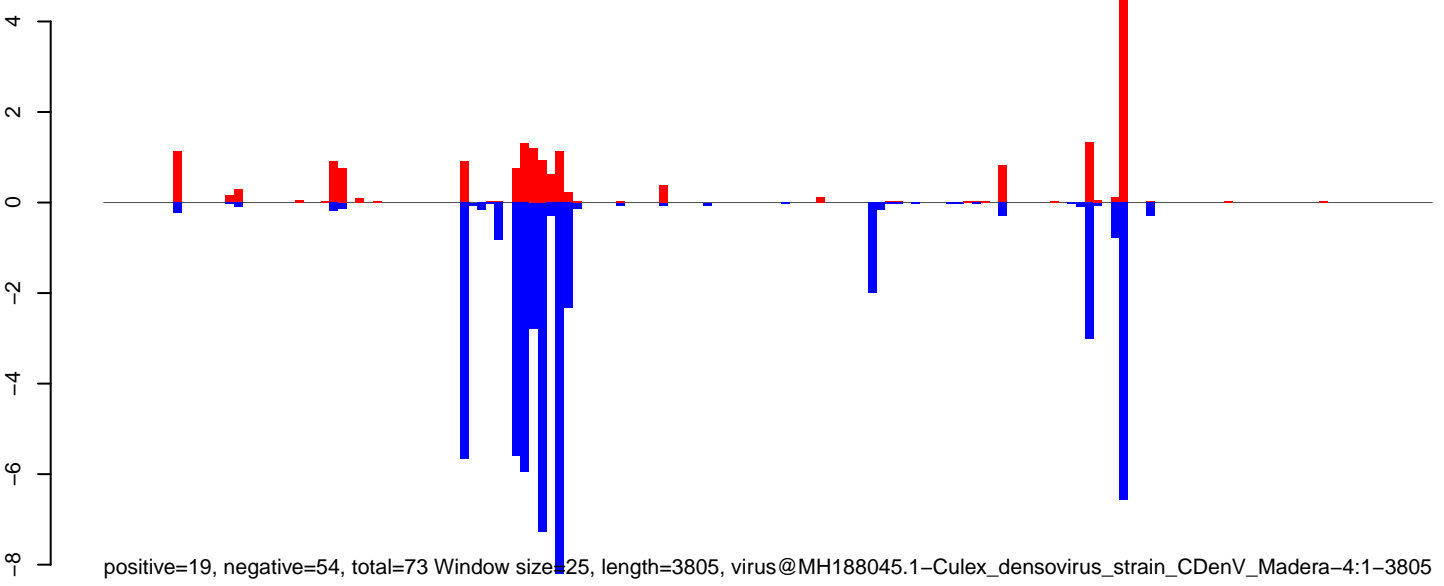
AeAeg_Aag2.TC.Dmem.18_23.rep



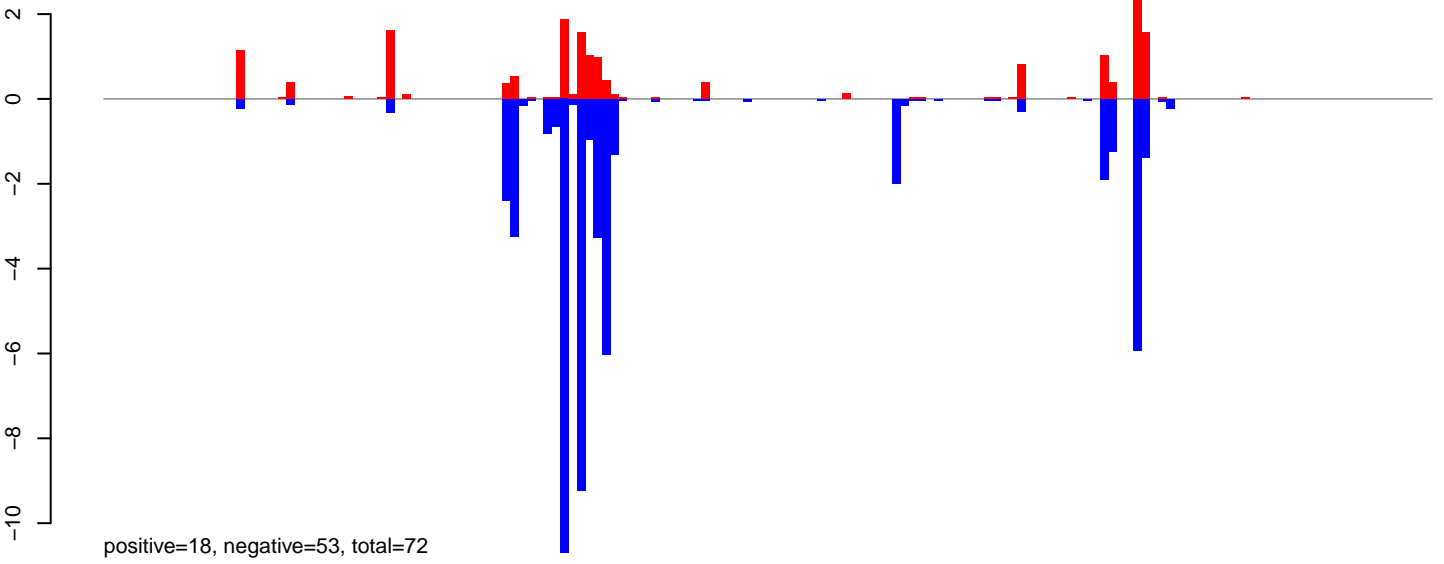
AeAeg_Aag2.TC.Dmem.24_35.rep



AeAeg_Aag2.TC.Dmem.rep



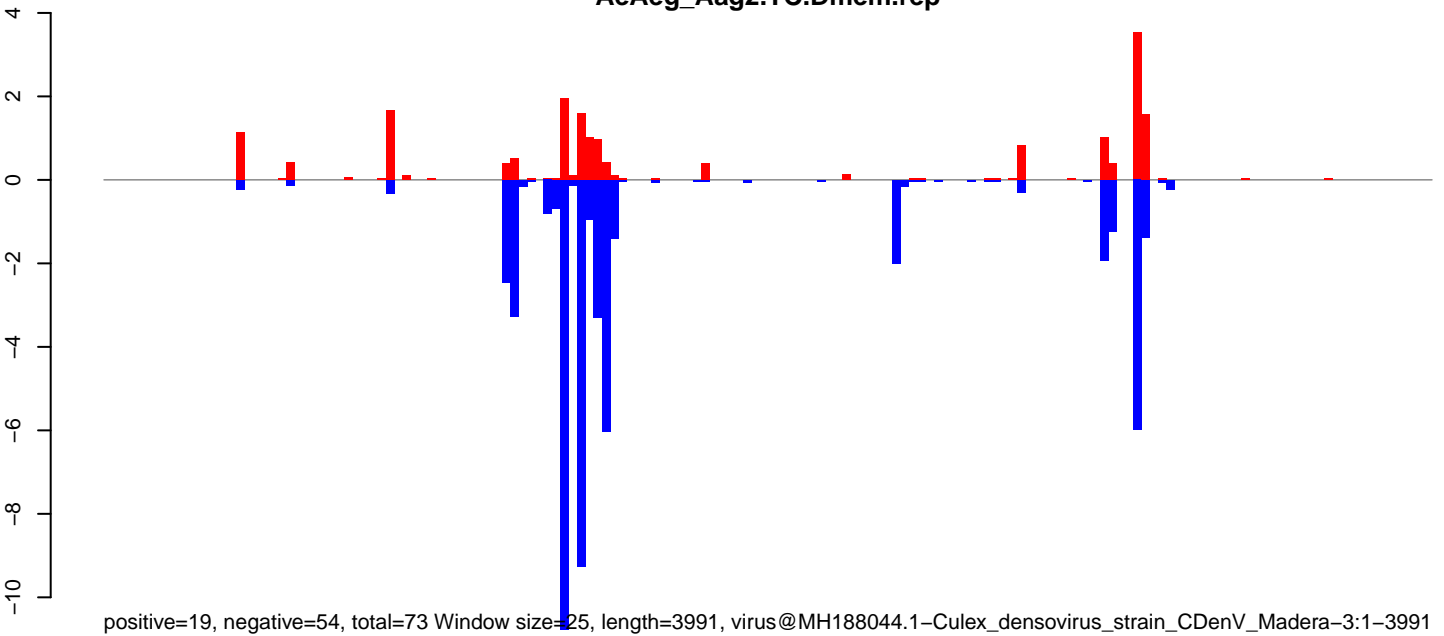
AeAeg_Aag2.TC.Dmem.18_23.rep



AeAeg_Aag2.TC.Dmem.24_35.rep

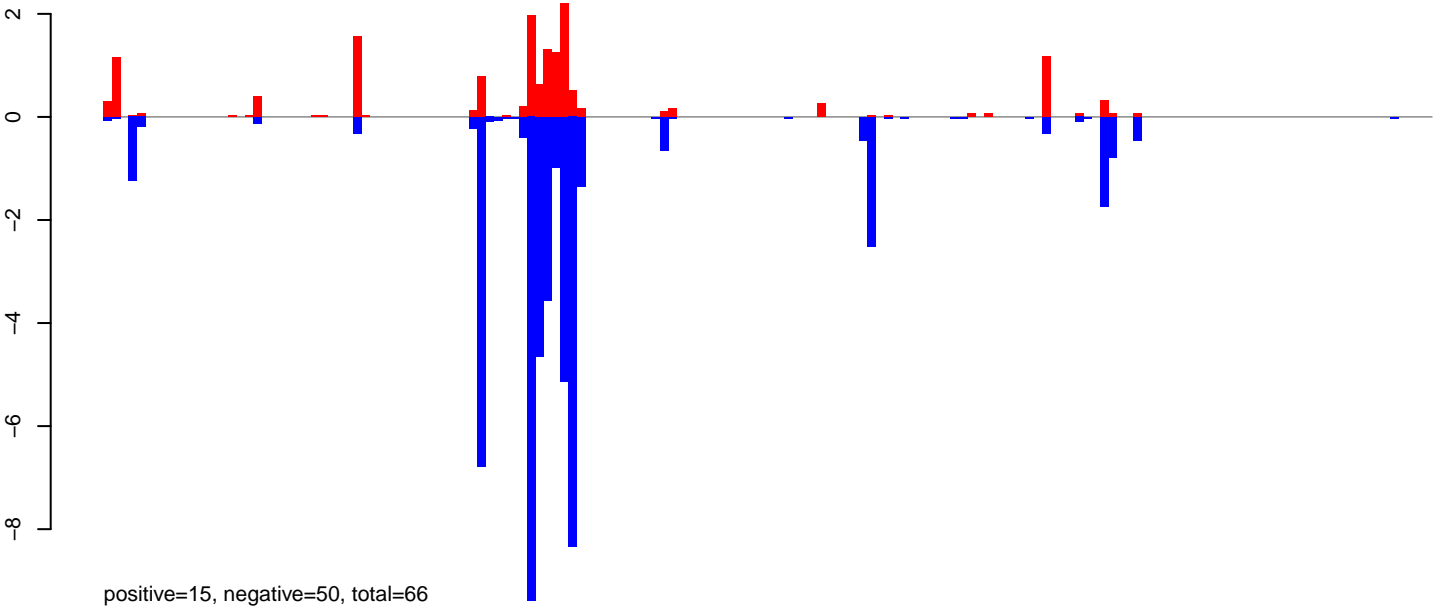


AeAeg_Aag2.TC.Dmem.rep




0 1000 2000 3000 4000

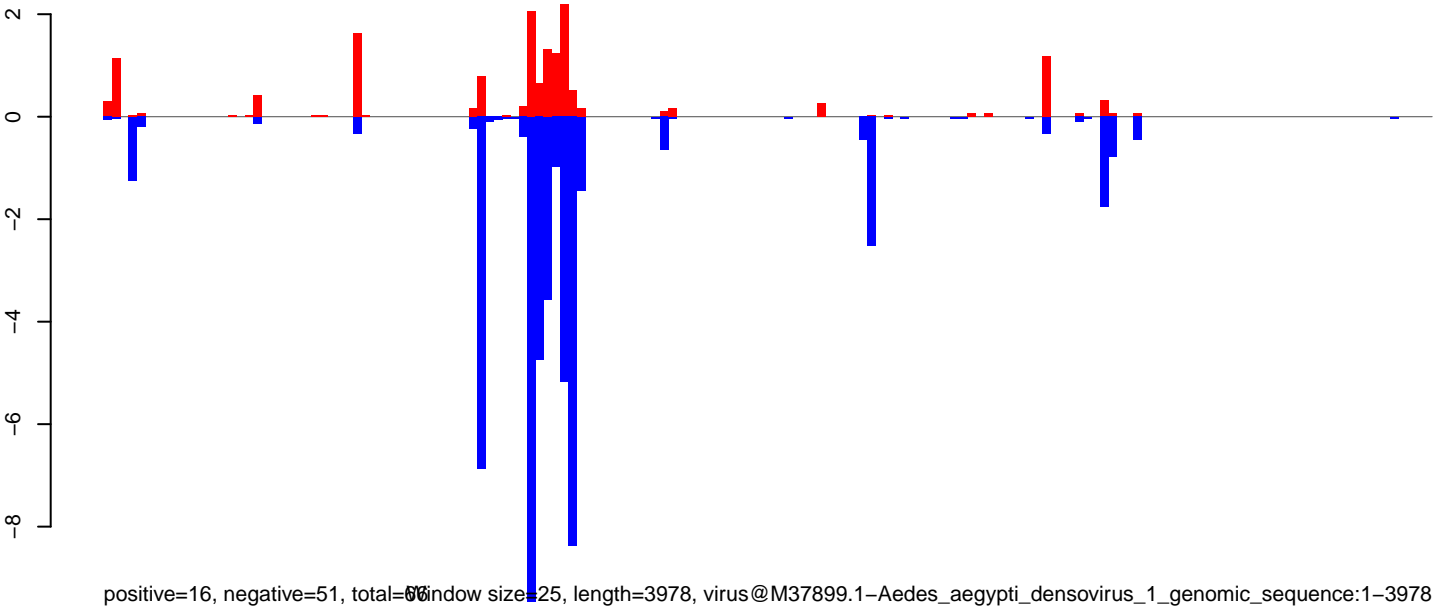
AeAeg_Aag2.TC.Dmem.18_23.rep



AeAeg_Aag2.TC.Dmem.24_35.rep

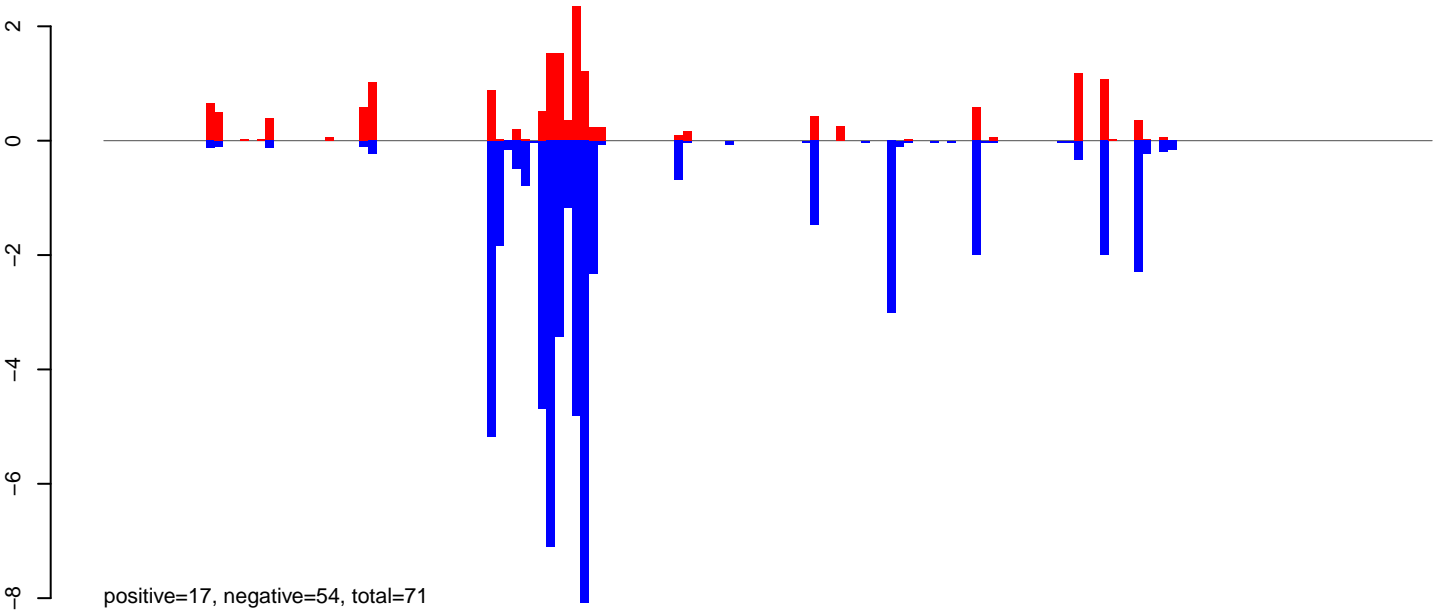


AeAeg_Aag2.TC.Dmem.rep




Window size=25, length=3978, virus@M37899.1-Aedes_aegypti_densovirus_1_genomic_sequence:1-3978

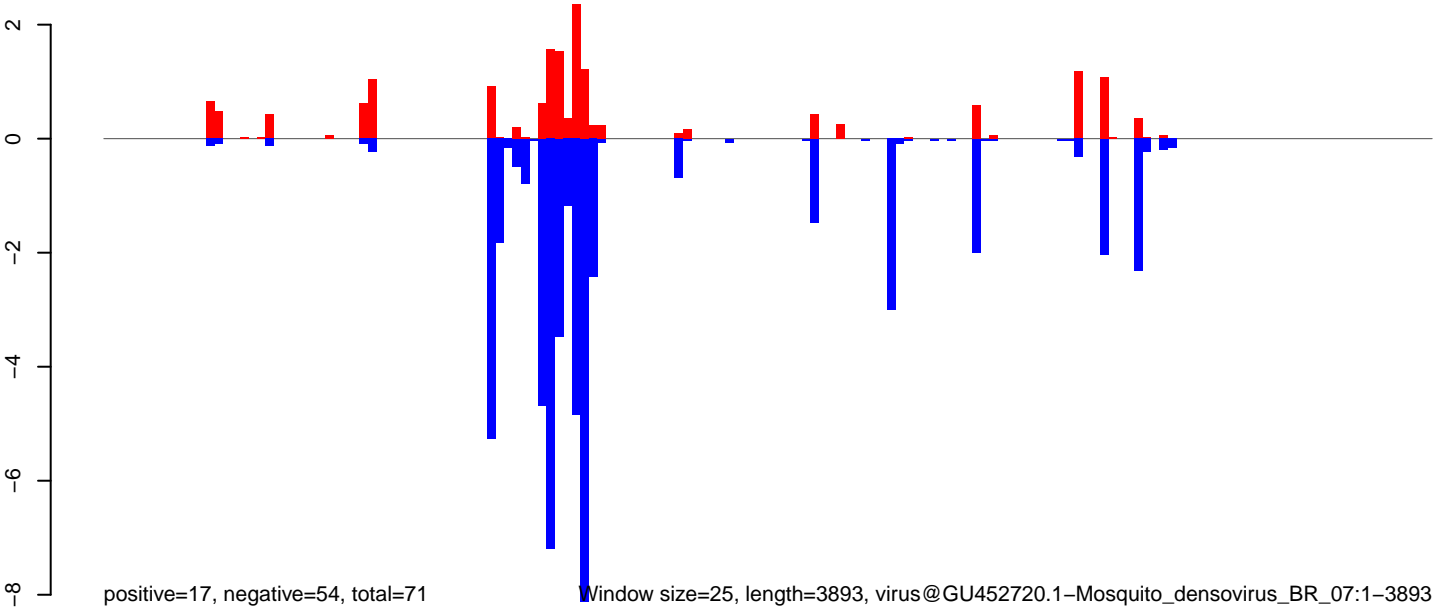
AeAeg_Aag2.TC.Dmem.18_23.rep



AeAeg_Aag2.TC.Dmem.24_35.rep



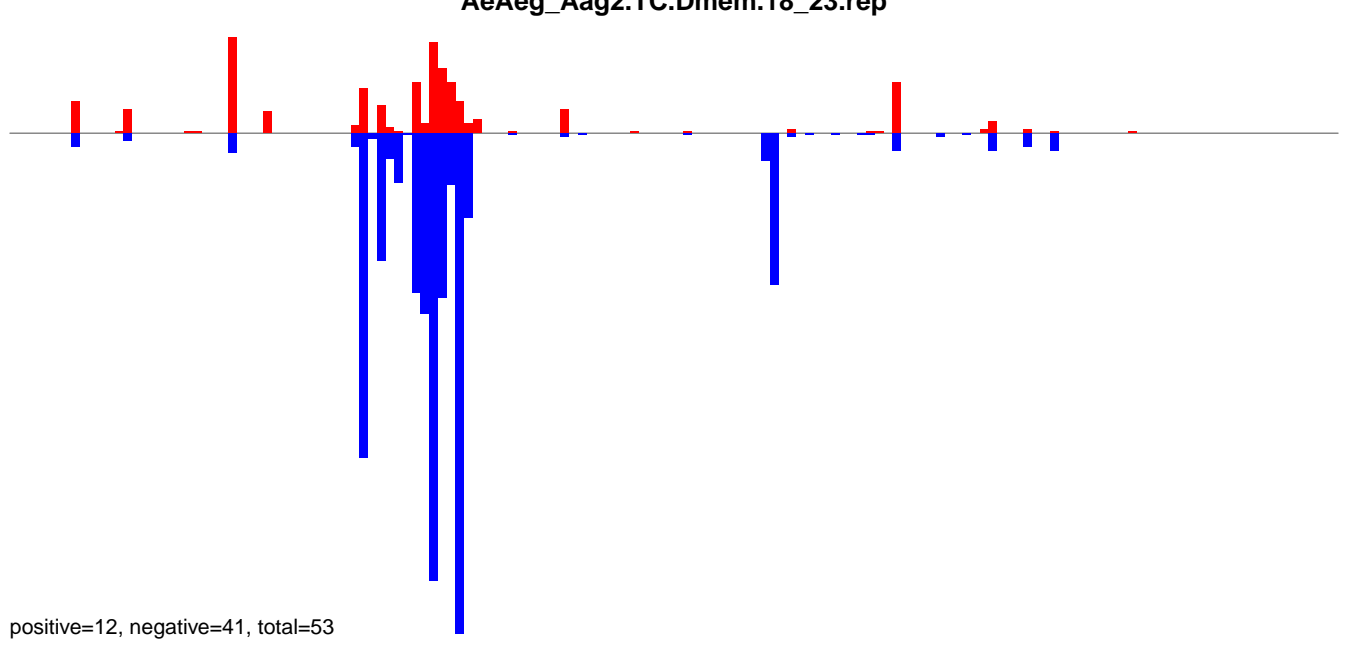
AeAeg_Aag2.TC.Dmem.rep




Window size=25, length=3893, virus@GU452720.1-Mosquito_densovirus_BR_07:1-3893

0 1000 2000 3000 4000

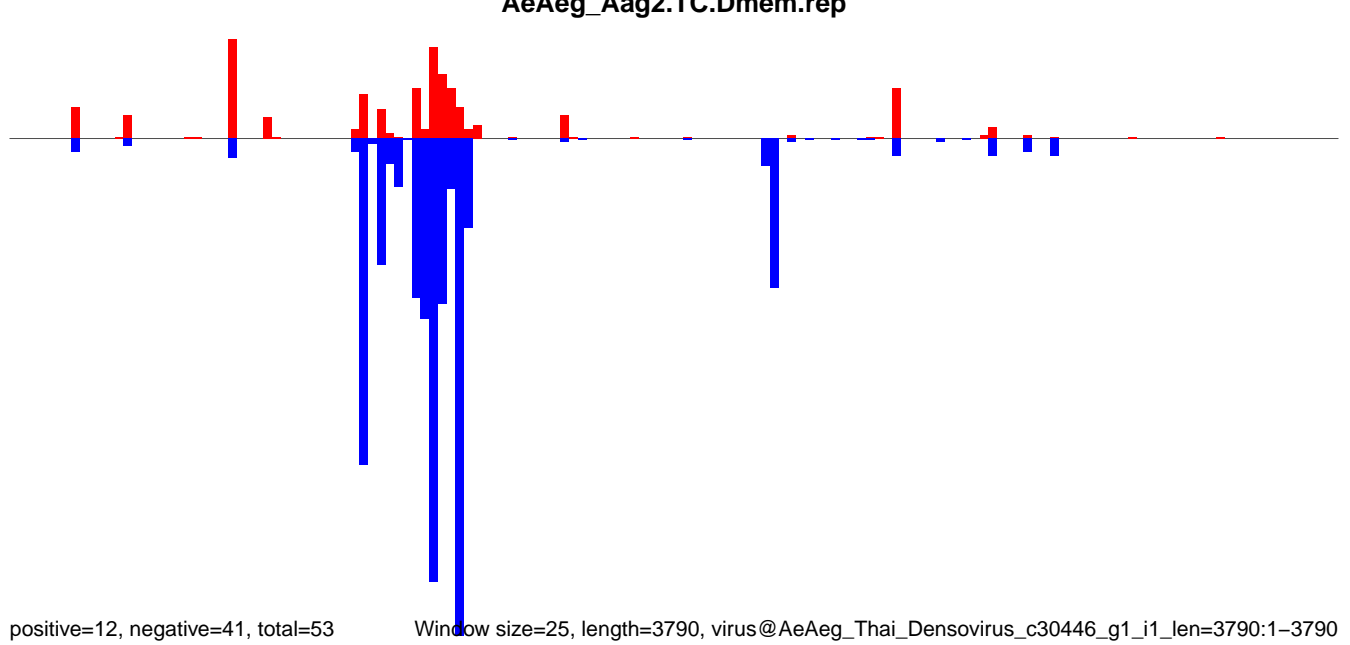
AeAeg_Aag2.TC.Dmem.18_23.rep



AeAeg_Aag2.TC.Dmem.24_35.rep



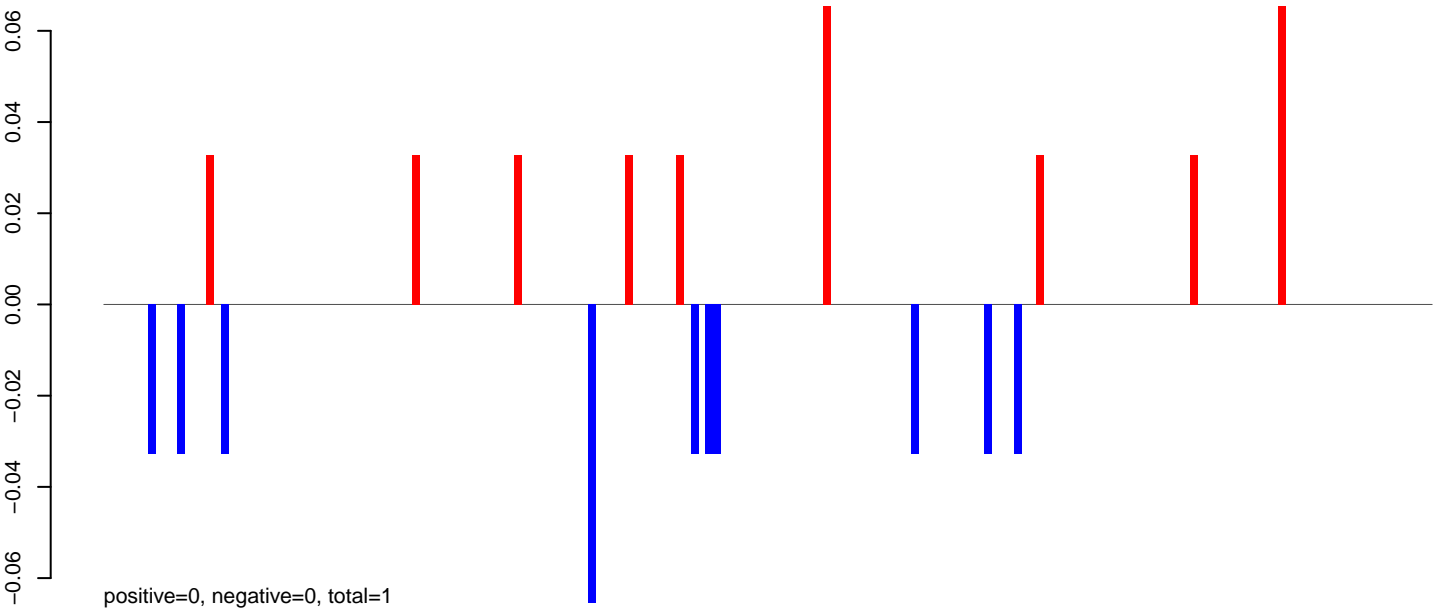
AeAeg_Aag2.TC.Dmem.rep



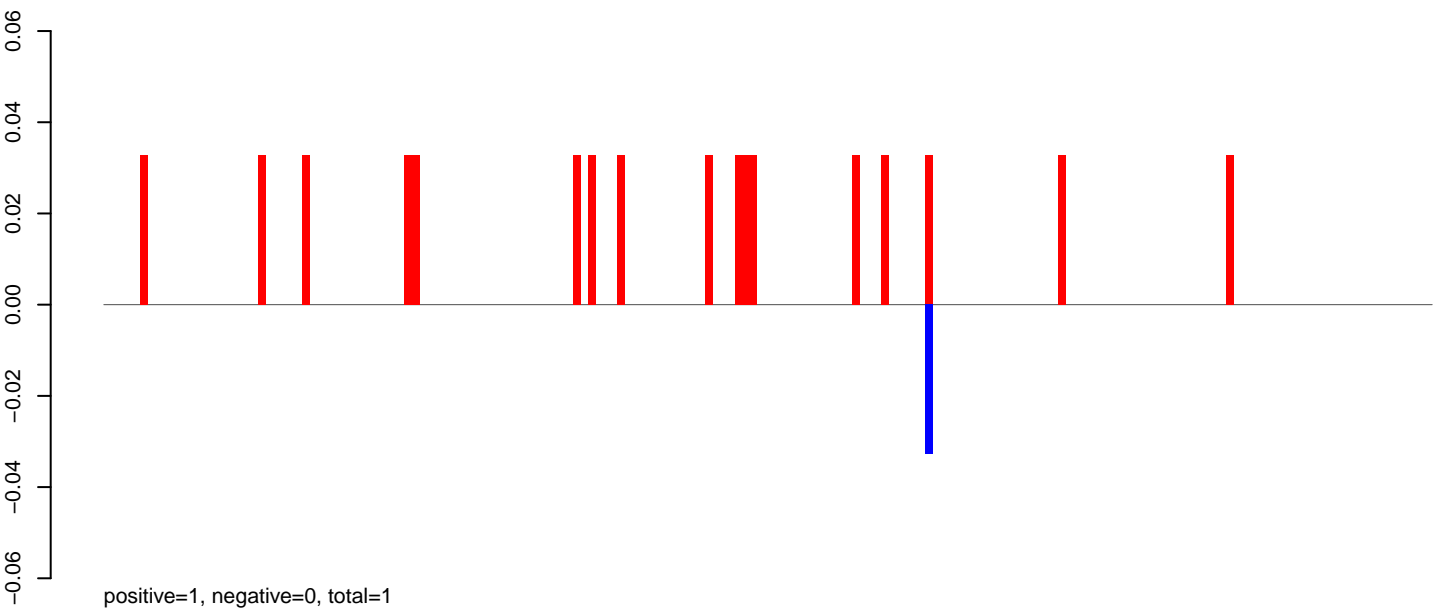
Window size=25, length=3790, virus@AeAeg_Thai_Densovirus_c30446_g1_i1_len=3790:1-3790

0 1000 2000 3000

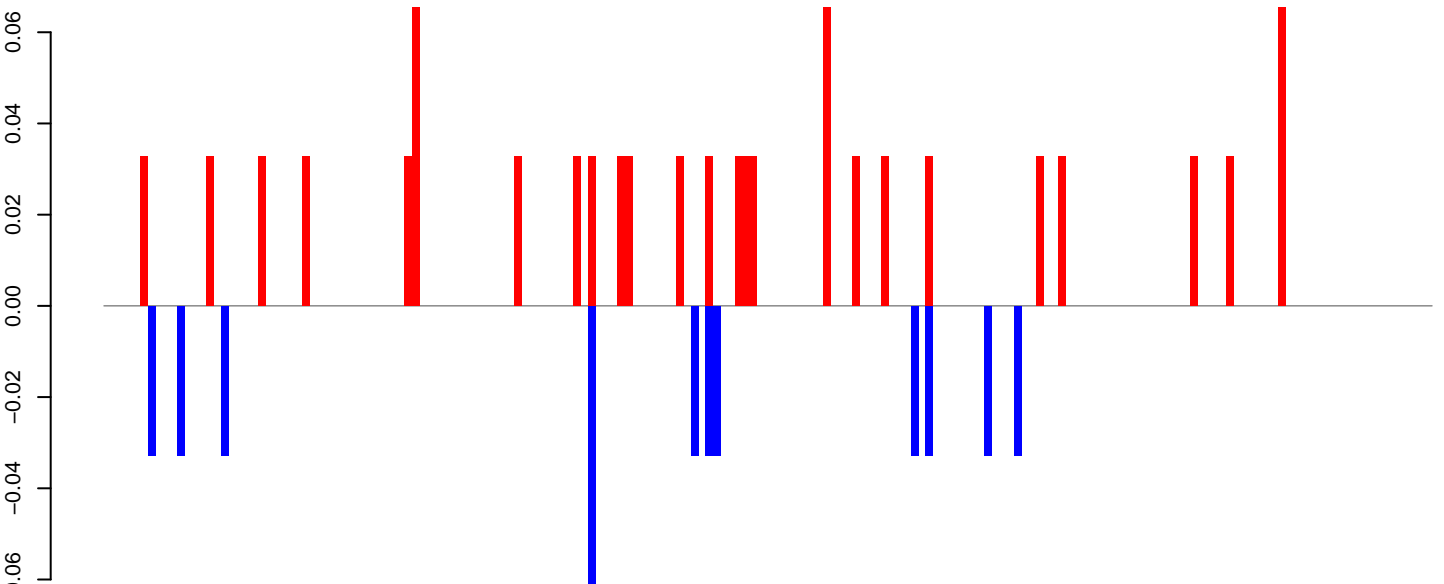
AeAeg_Aag2.TC.Dmem.18_23.rep



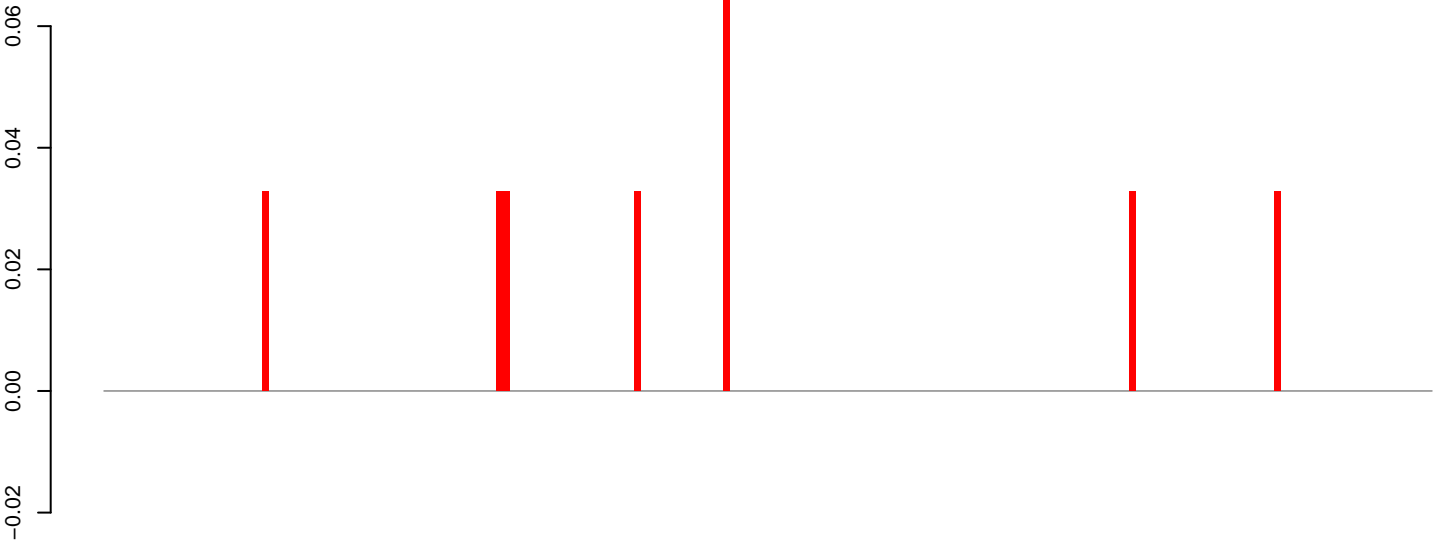
AeAeg_Aag2.TC.Dmem.24_35.rep



AeAeg_Aag2.TC.Dmem.rep

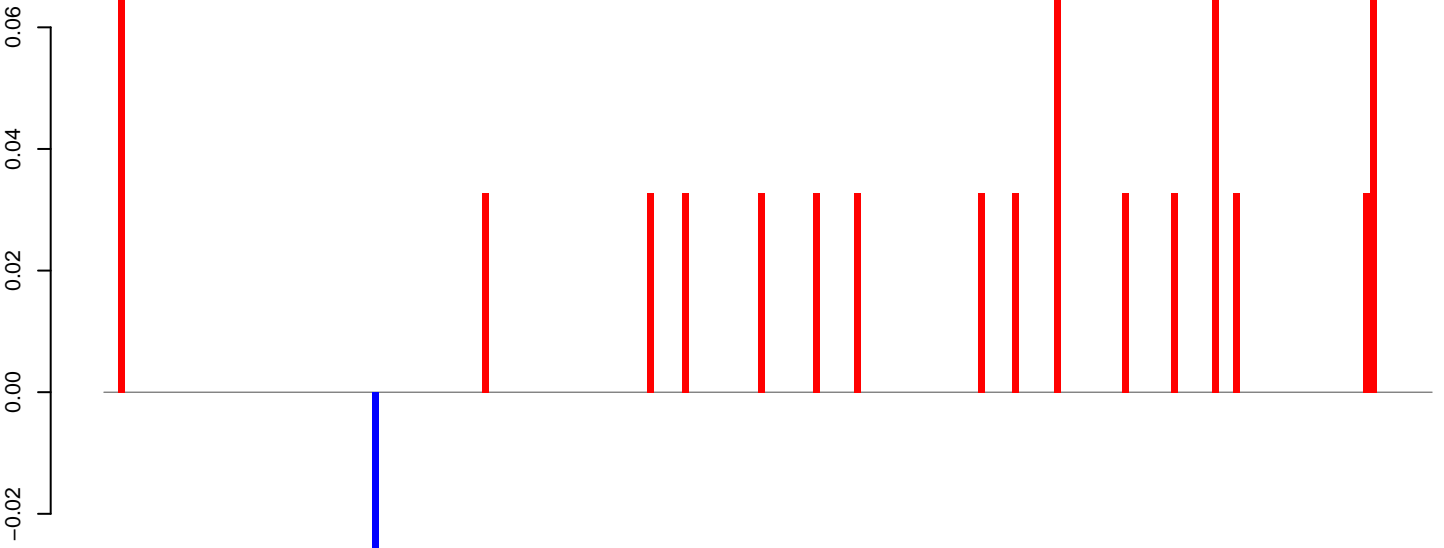


AeAeg_Aag2.TC.Dmem.18_23.rep



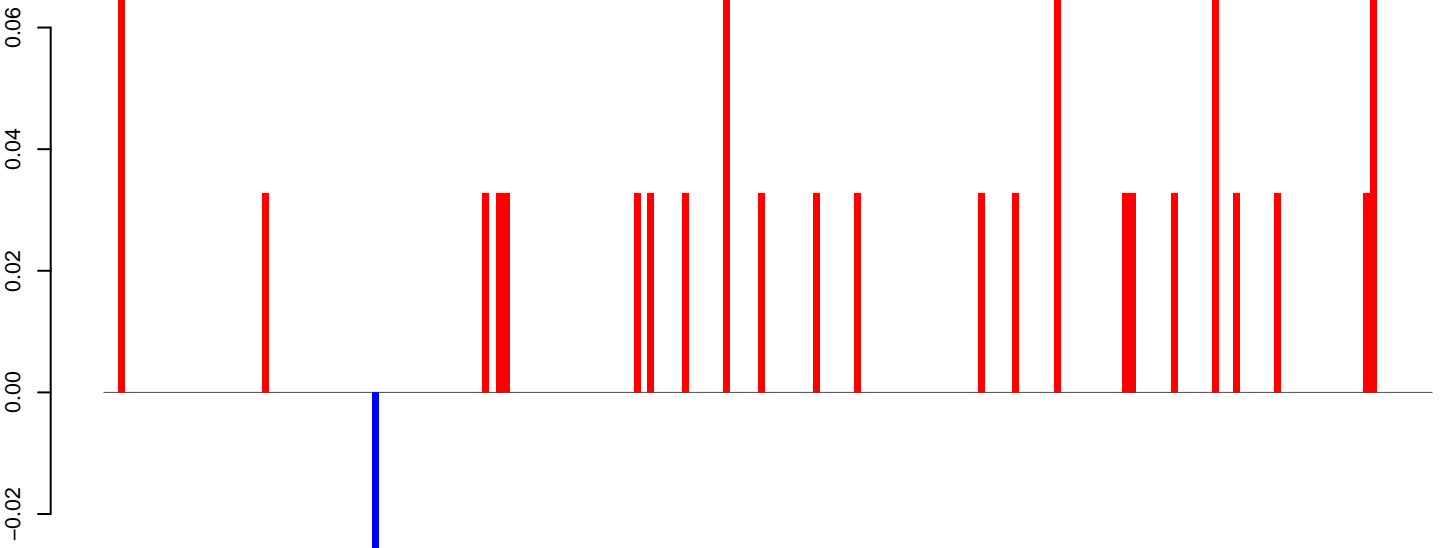
positive=0, negative=0, total=0

AeAeg_Aag2.TC.Dmem.24_35.rep



positive=1, negative=0, total=1

AeAeg_Aag2.TC.Dmem.rep

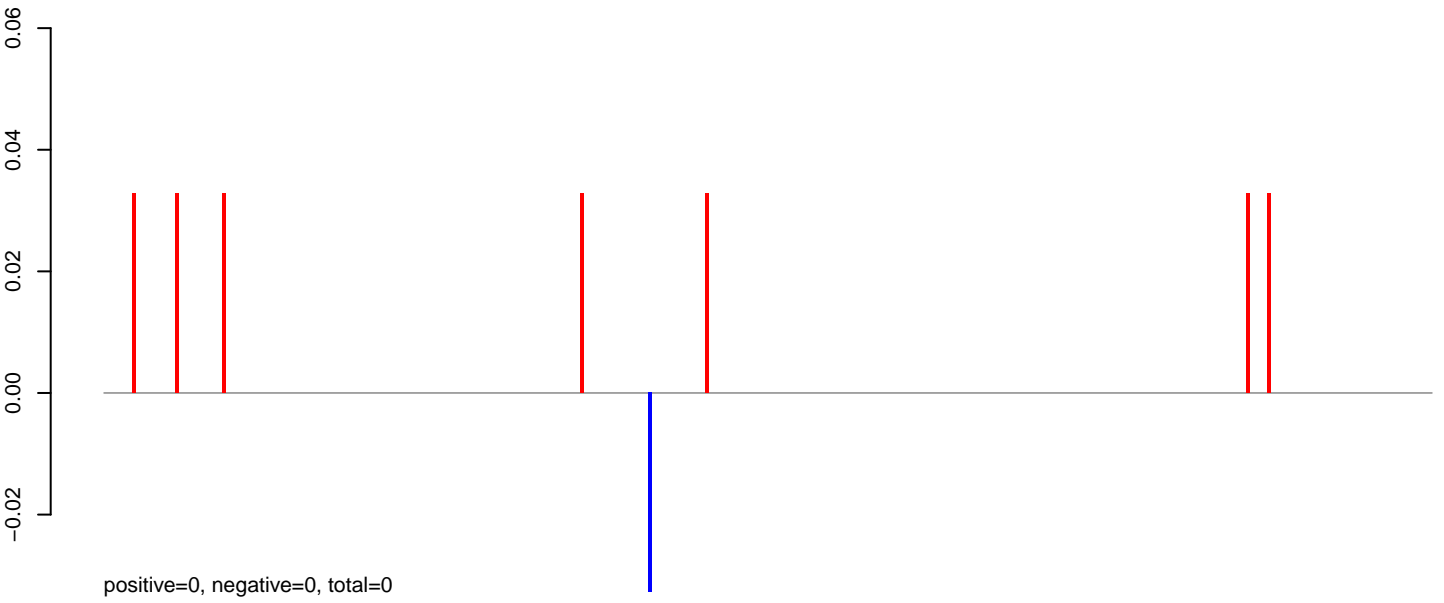


positive=1, negative=0, total=1

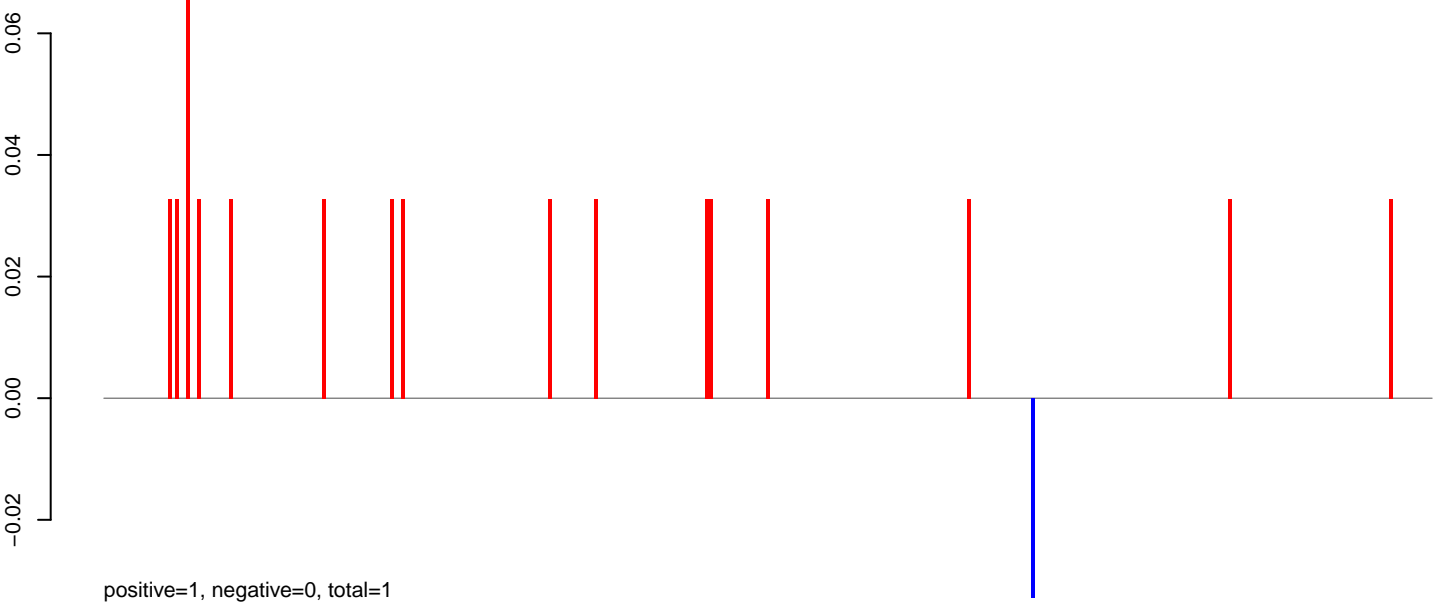
Window size=25, length=4806, virus@NC_012958.1-Drosophila_A_virus:1-4806

0 1000 2000 3000 4000 5000

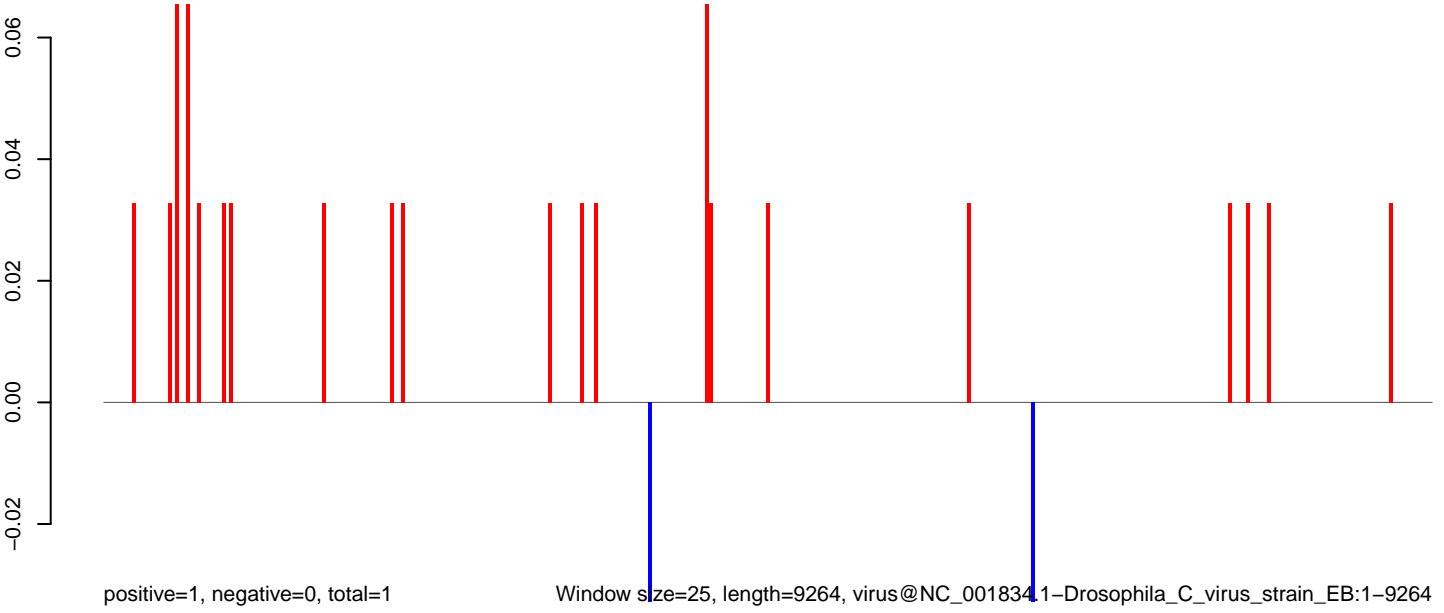
AeAeg_Aag2.TC.Dmem.18_23.rep



AeAeg_Aag2.TC.Dmem.24_35.rep

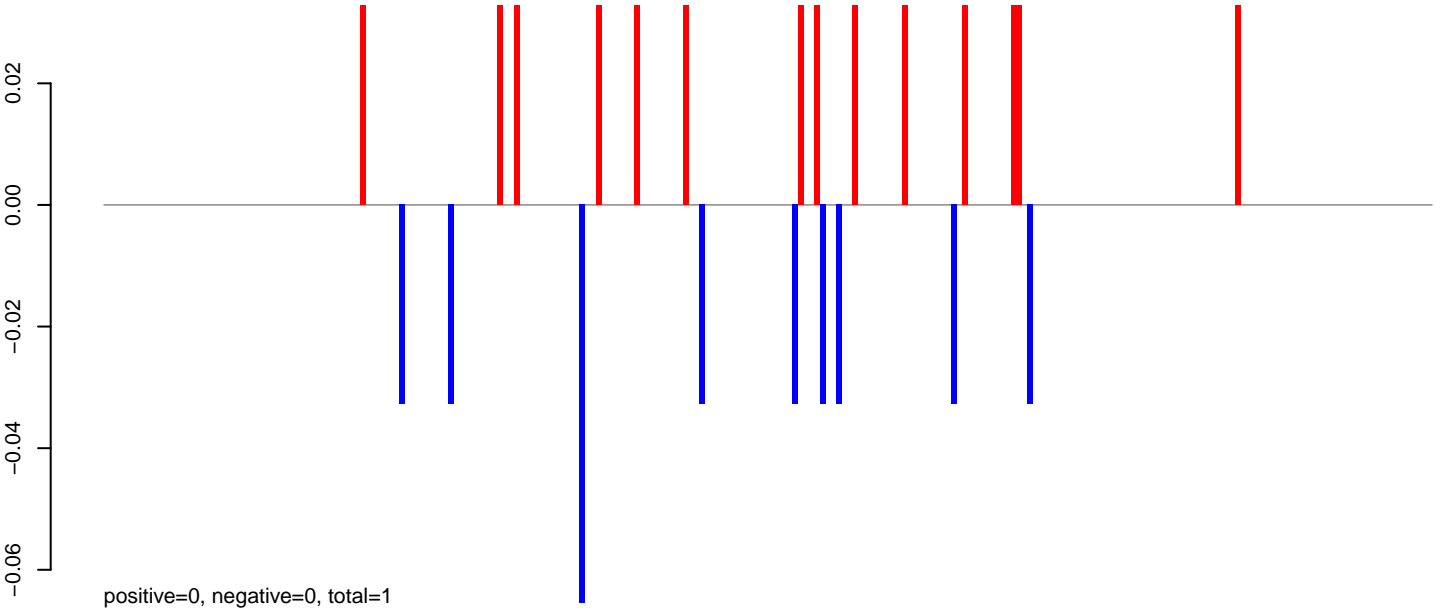


AeAeg_Aag2.TC.Dmem.rep




0 2000 4000 6000 8000

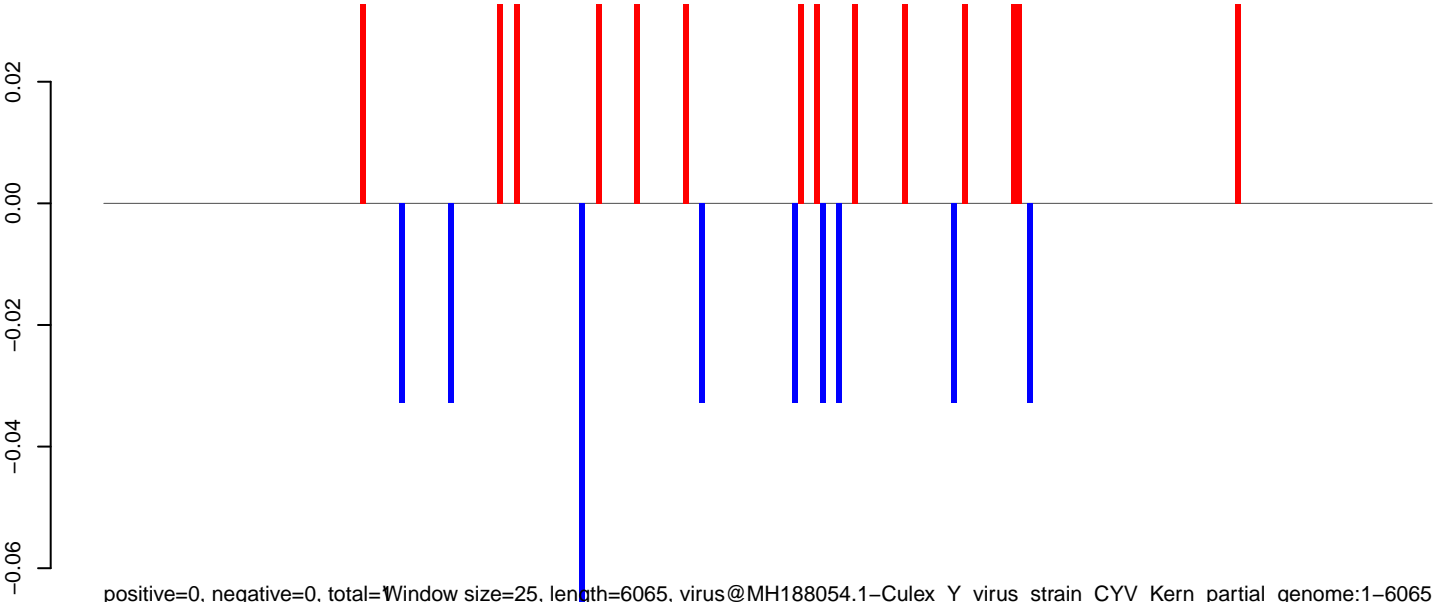
AeAeg_Aag2.TC.Dmem.18_23.rep



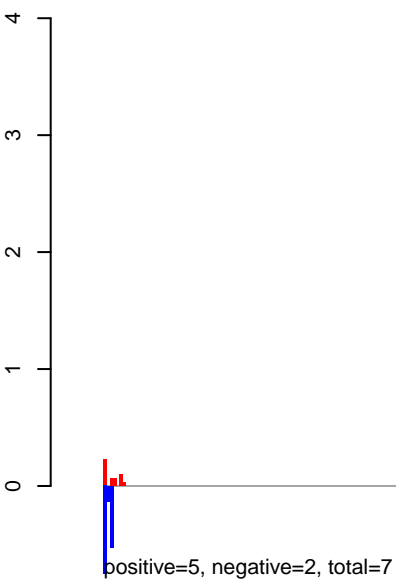
AeAeg_Aag2.TC.Dmem.24_35.rep



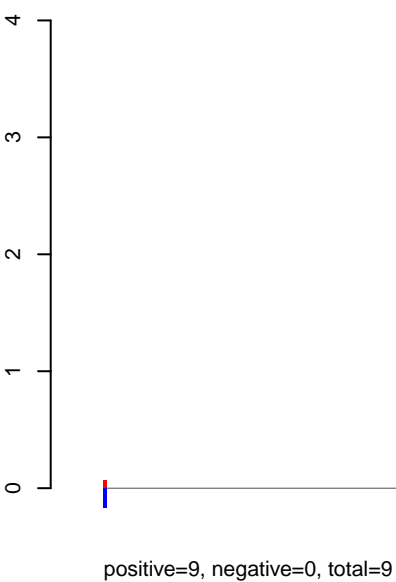
AeAeg_Aag2.TC.Dmem.rep



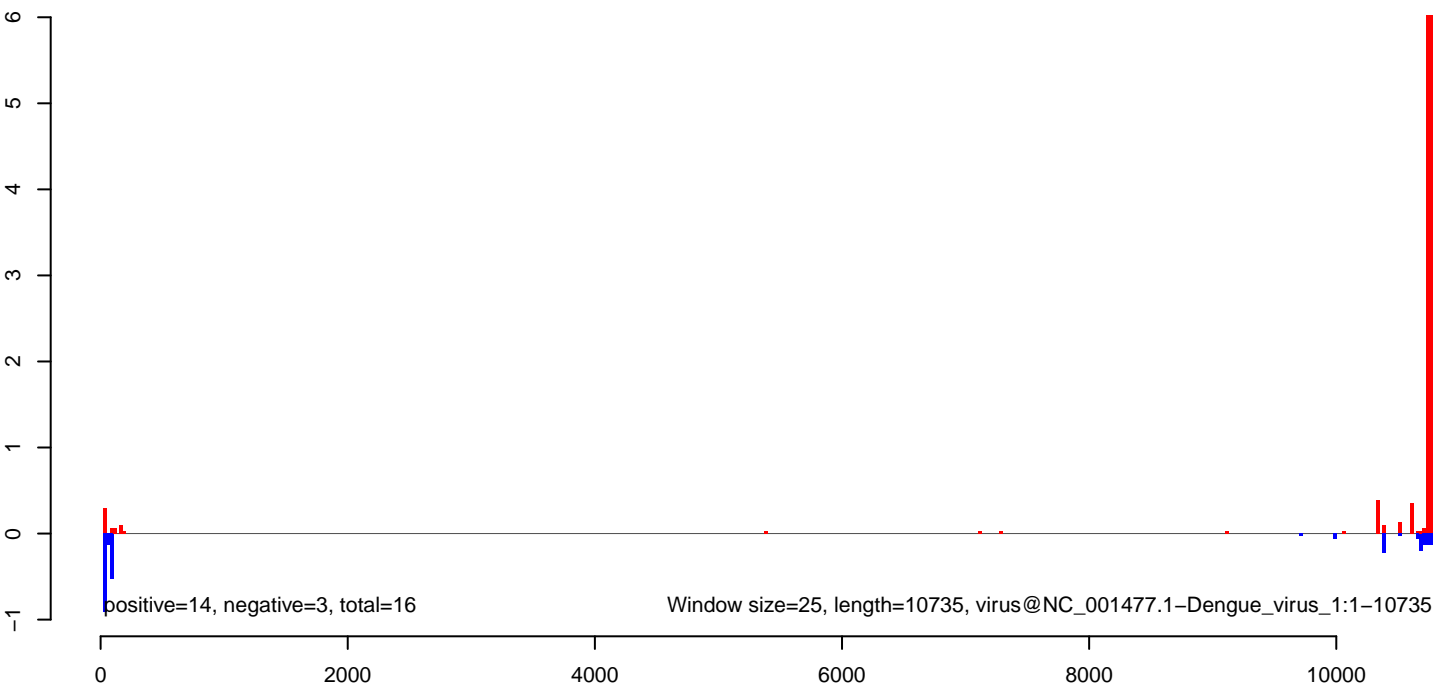
AeAeg_Aag2.TC.Dmem.18_23.rep




AeAeg_Aag2.TC.Dmem.24_35.rep




AeAeg_Aag2.TC.Dmem.rep




AeAeg_Aag2.TC.Dmem.18_23.rep



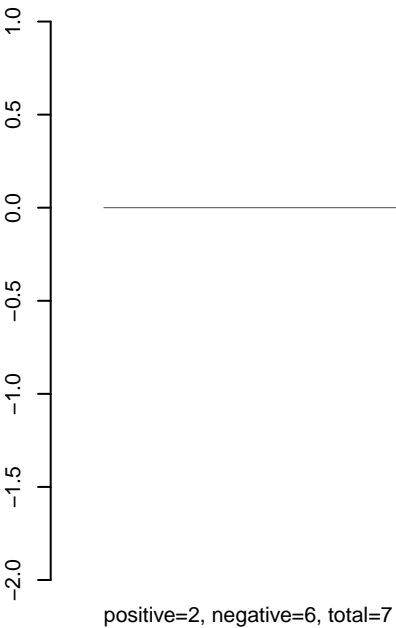
AeAeg_Aag2.TC.Dmem.24_35.rep



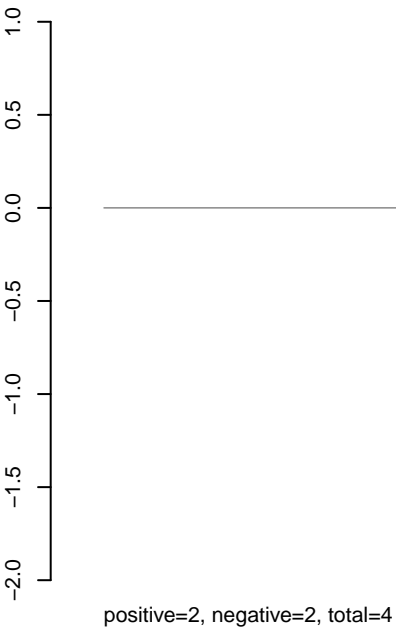
AeAeg_Aag2.TC.Dmem.rep



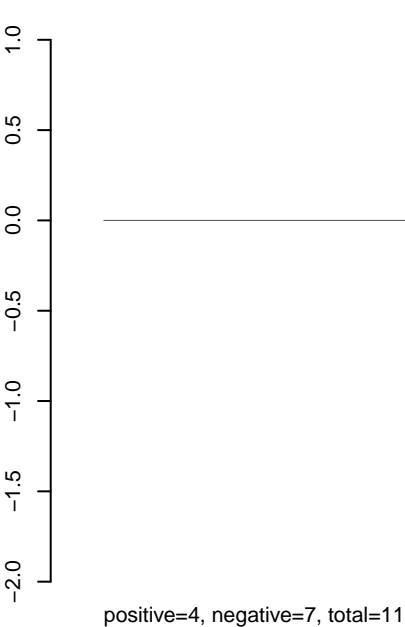
AeAeg_Aag2.TC.Dmem.18_23.rep



AeAeg_Aag2.TC.Dmem.24_35.rep



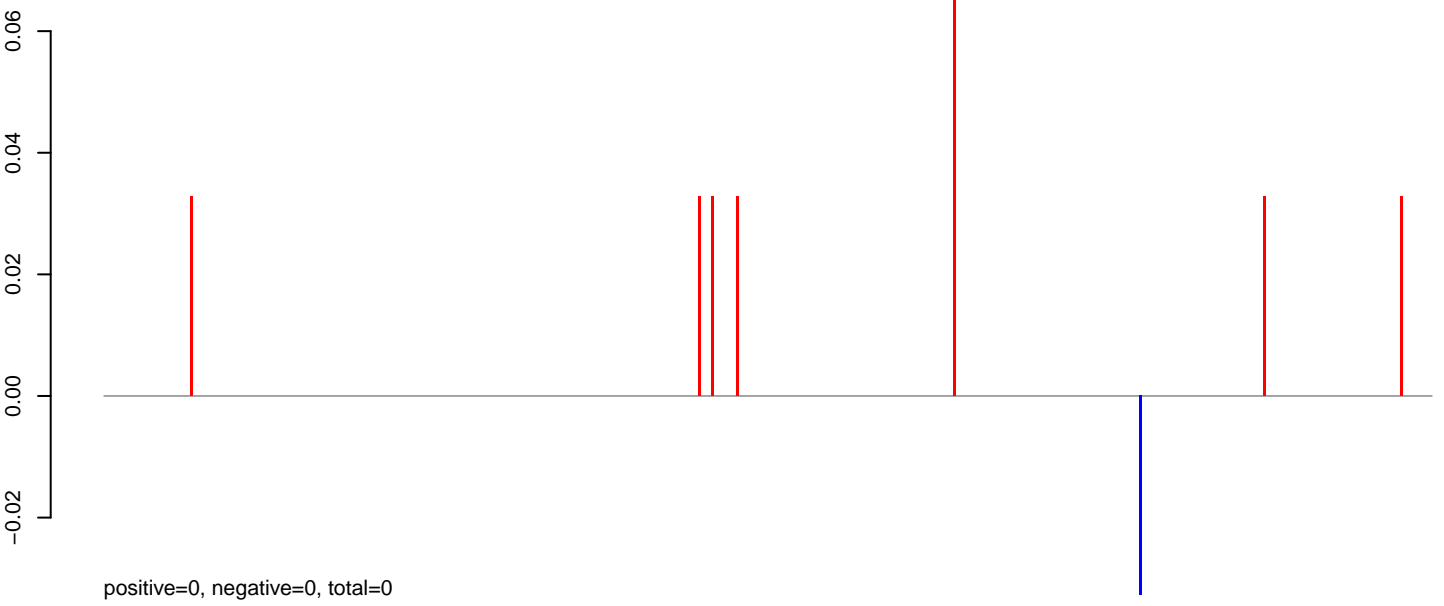
AeAeg_Aag2.TC.Dmem.rep



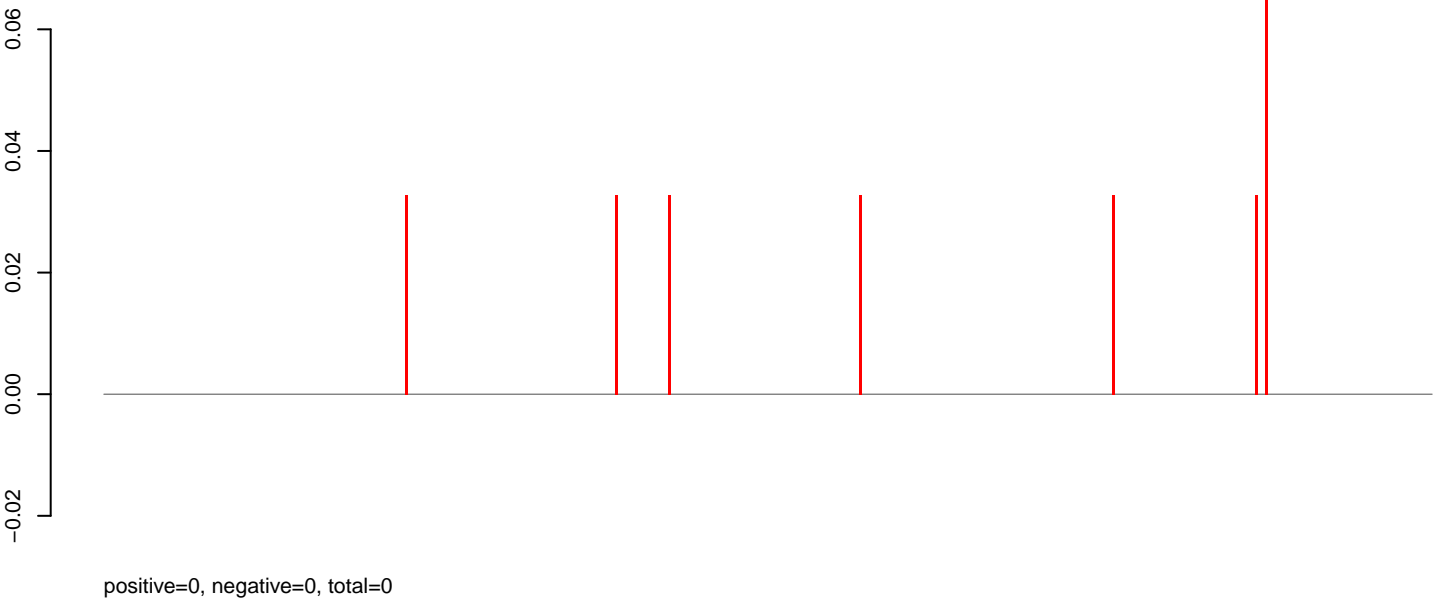
Window size=25, length=11375, virus@NC_005064.1-Kamiti_River_virus:1-11375

0 2000 4000 6000 8000 10000

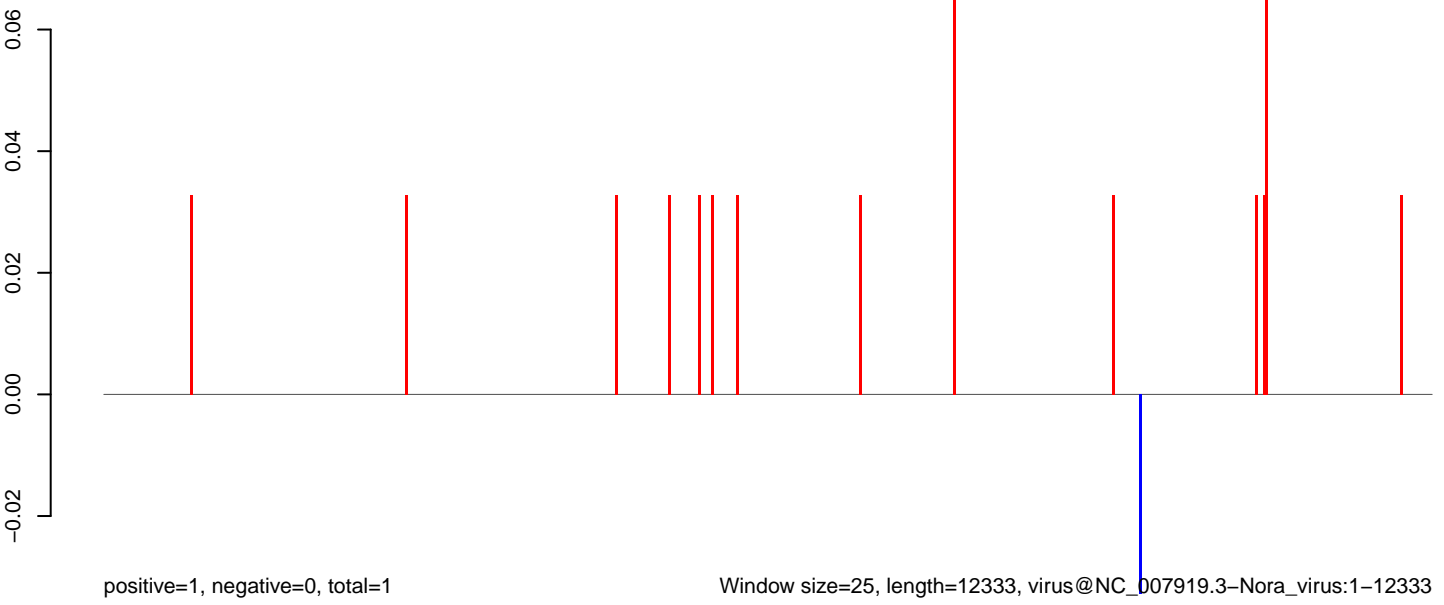
AeAeg_Aag2.TC.Dmem.18_23.rep



AeAeg_Aag2.TC.Dmem.24_35.rep



AeAeg_Aag2.TC.Dmem.rep



Window size=25, length=12333, virus@NC_007919.3-Nora_virus:1-12333

0 2000 4000 6000 8000 10000 12000

AeAeg_Aag2.TC.Dmem.18_23.rep

0.4
0.2
0.0
-0.2

positive=1, negative=1, total=2

AeAeg_Aag2.TC.Dmem.24_35.rep

0.4
0.2
0.0
-0.2

positive=0, negative=0, total=0

AeAeg_Aag2.TC.Dmem.rep


0.4
0.2
0.0
-0.2

positive=2, negative=1, total=2

Window size=25, length=10649, virus@NC_002640.1-Dengue_virus_4:1-10649

0 2000 4000 6000 8000 10000

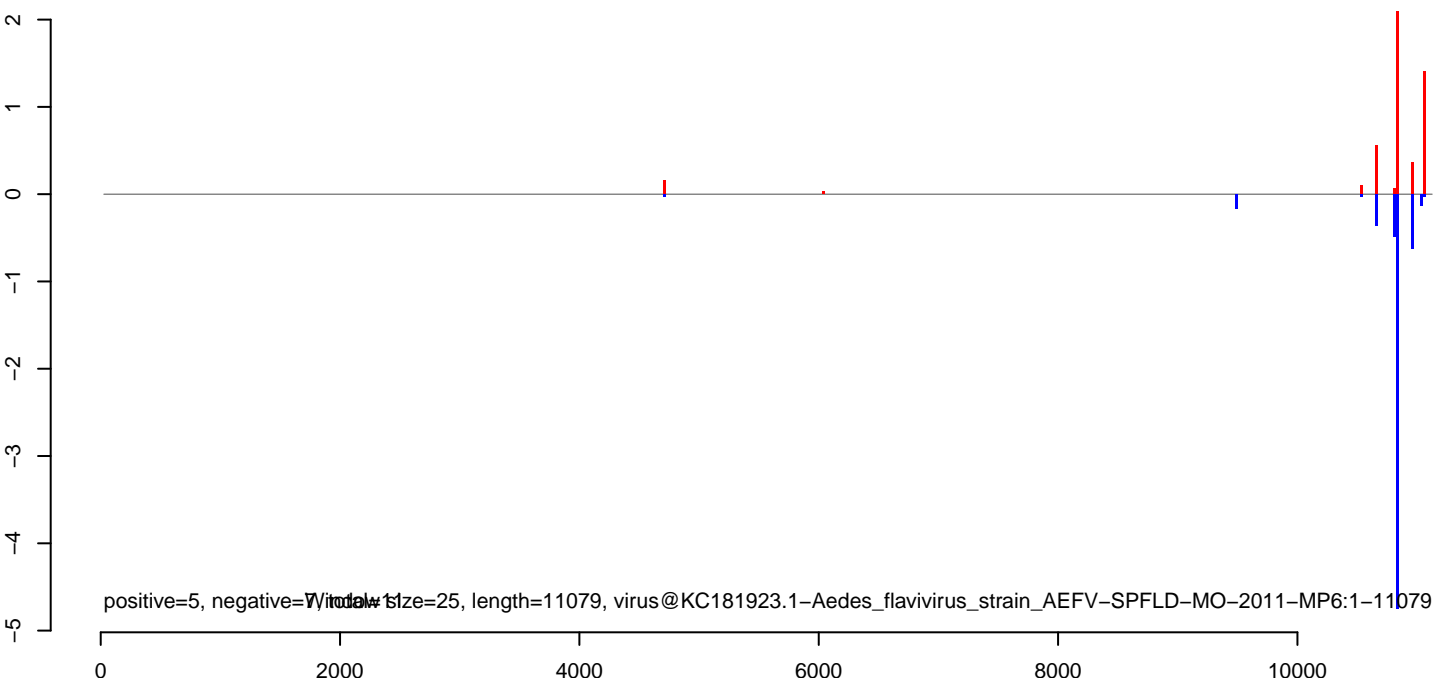
AeAeg_Aag2.TC.Dmem.18_23.rep




AeAeg_Aag2.TC.Dmem.24_35.rep




AeAeg_Aag2.TC.Dmem.rep



AeAeg_Aag2.TC.Dmem.18_23.rep



AeAeg_Aag2.TC.Dmem.24_35.rep



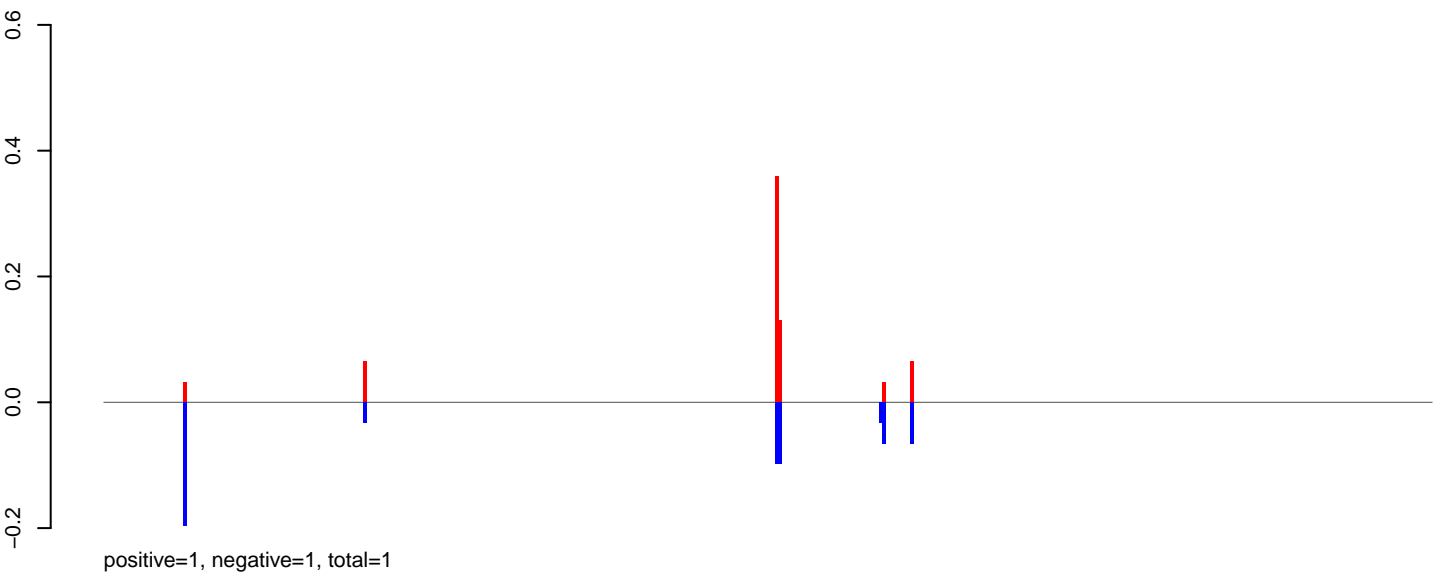
AeAeg_Aag2.TC.Dmem.rep



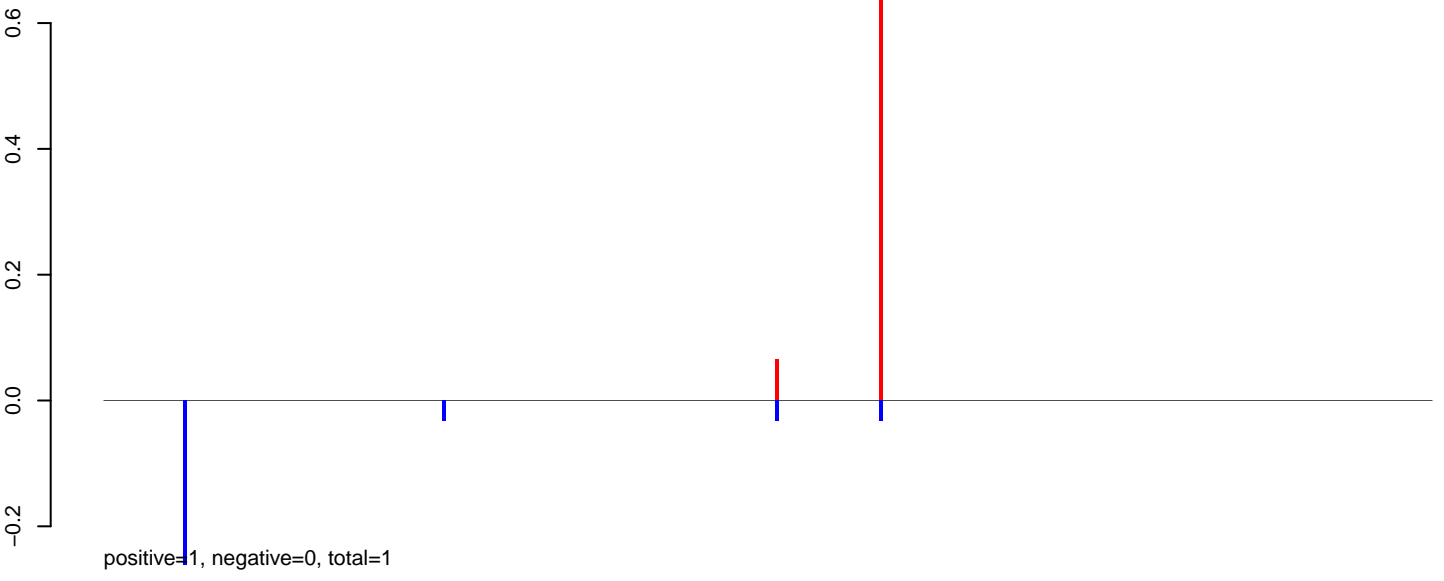
Window size=25, length=11064, virus@NC_012932.1-Aedes_flavivirus_genomic_RNA_strain_Narita-21:1-11064

0 2000 4000 6000 8000 10000

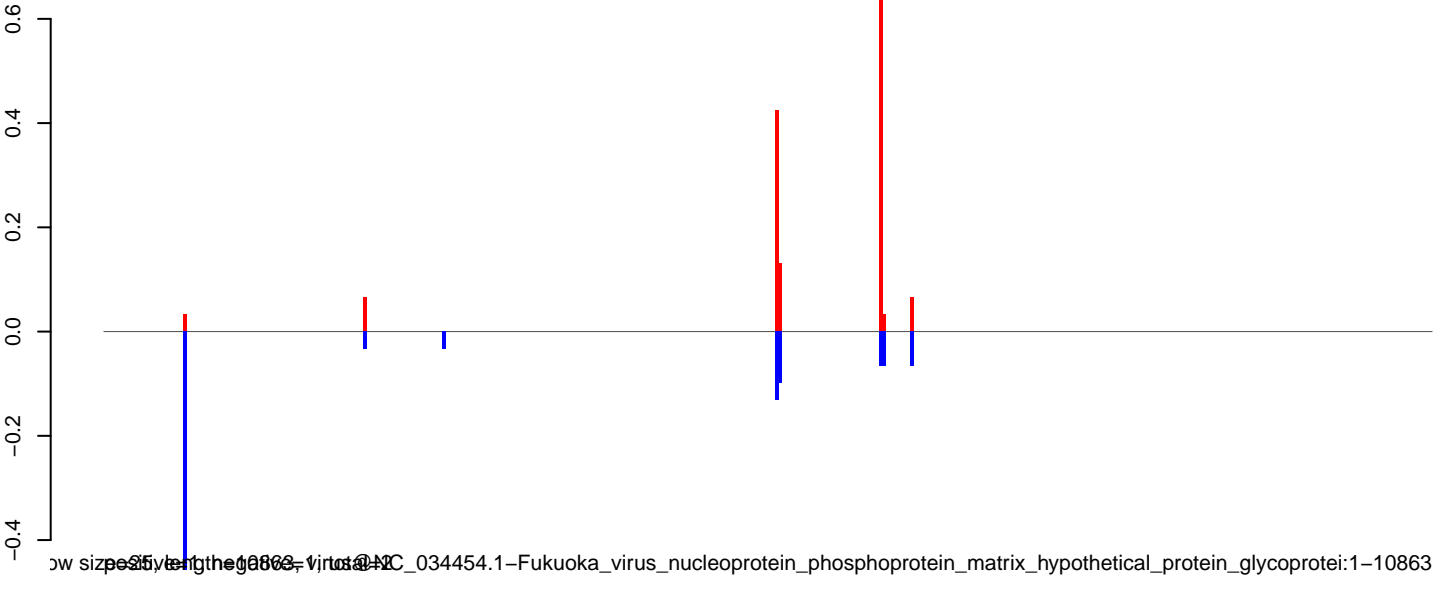
AeAeg_Aag2.TC.Dmem.18_23.rep



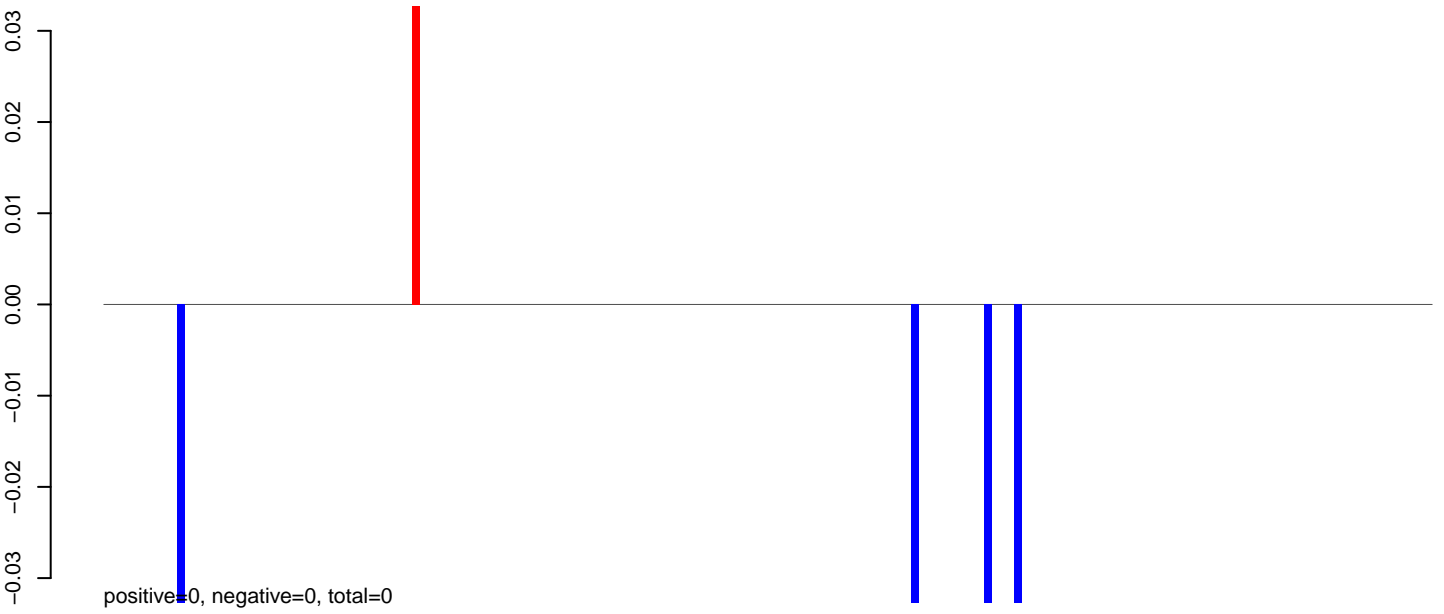
AeAeg_Aag2.TC.Dmem.24_35.rep




AeAeg_Aag2.TC.Dmem.rep



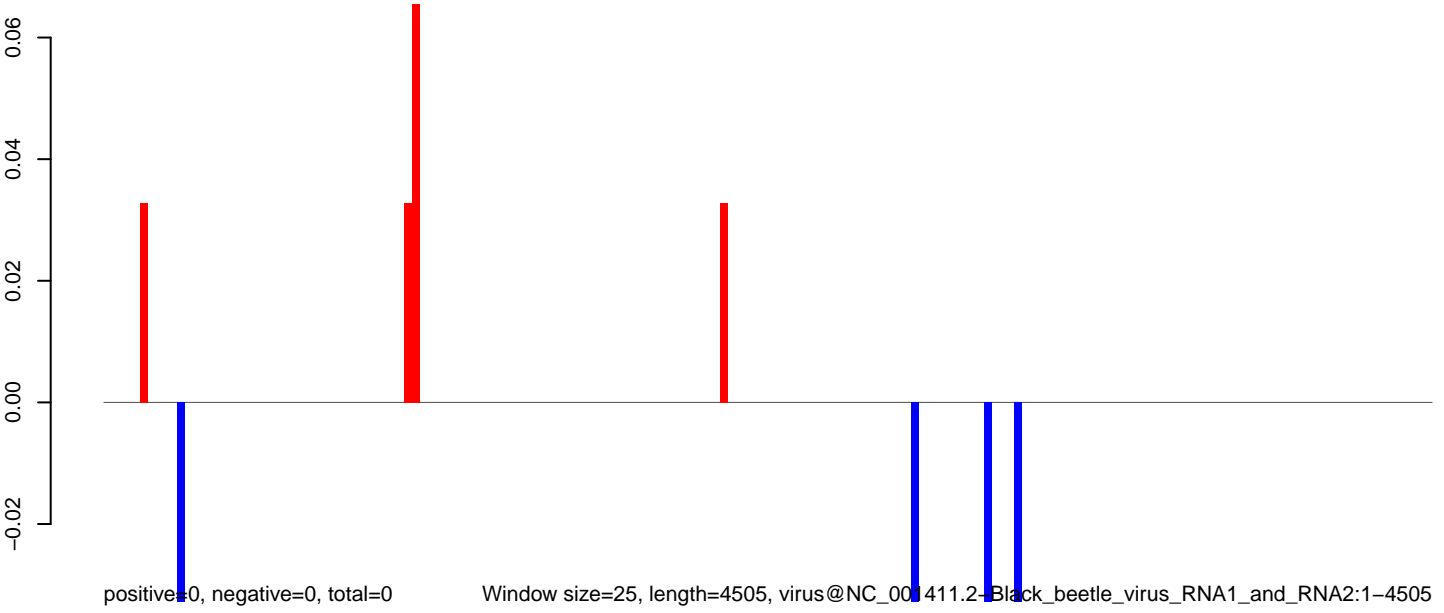
AeAeg_Aag2.TC.Dmem.18_23.rep



AeAeg_Aag2.TC.Dmem.24_35.rep



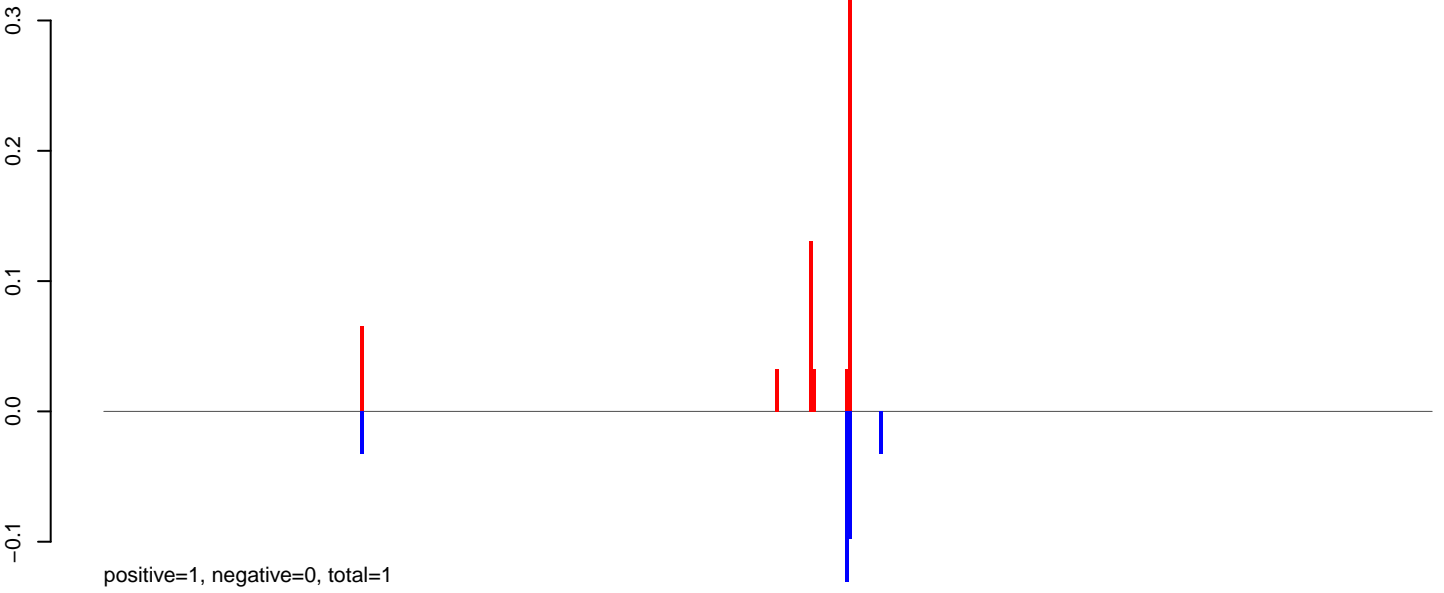
AeAeg_Aag2.TC.Dmem.rep



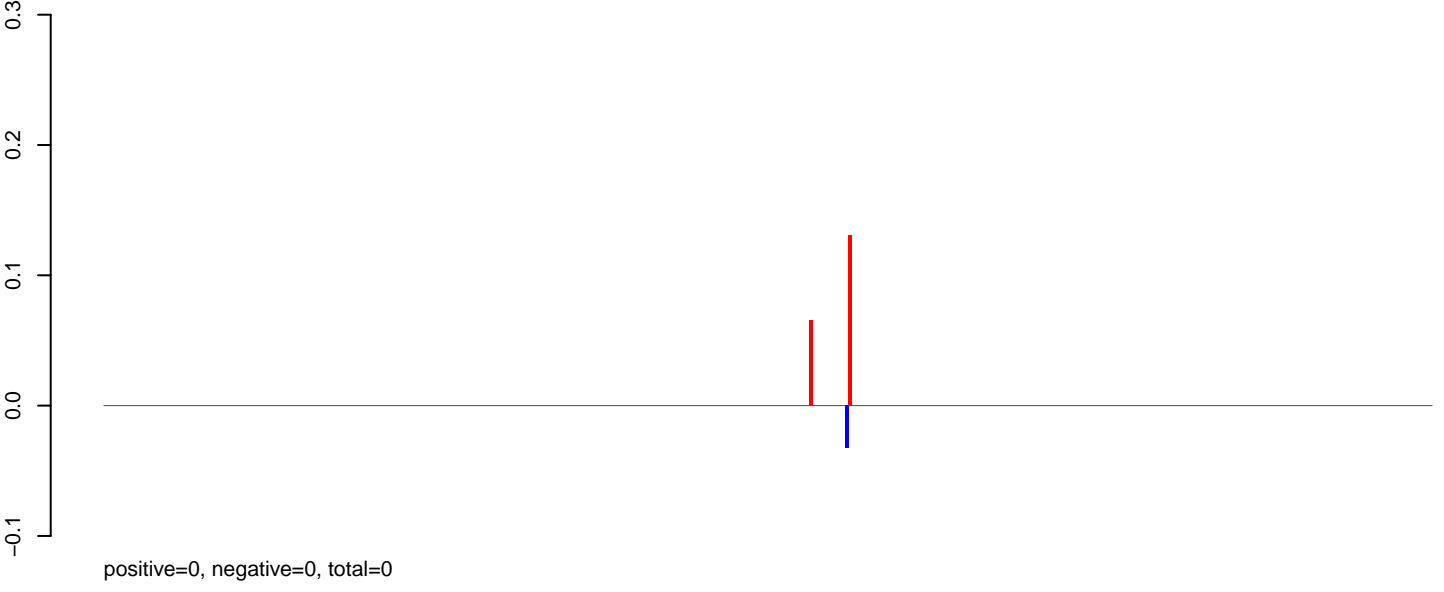
Window size=25, length=4505, virus@NC_001411.2-Black_beetle_virus_RNA1_and_RNA2:1-4505

0 1000 2000 3000 4000

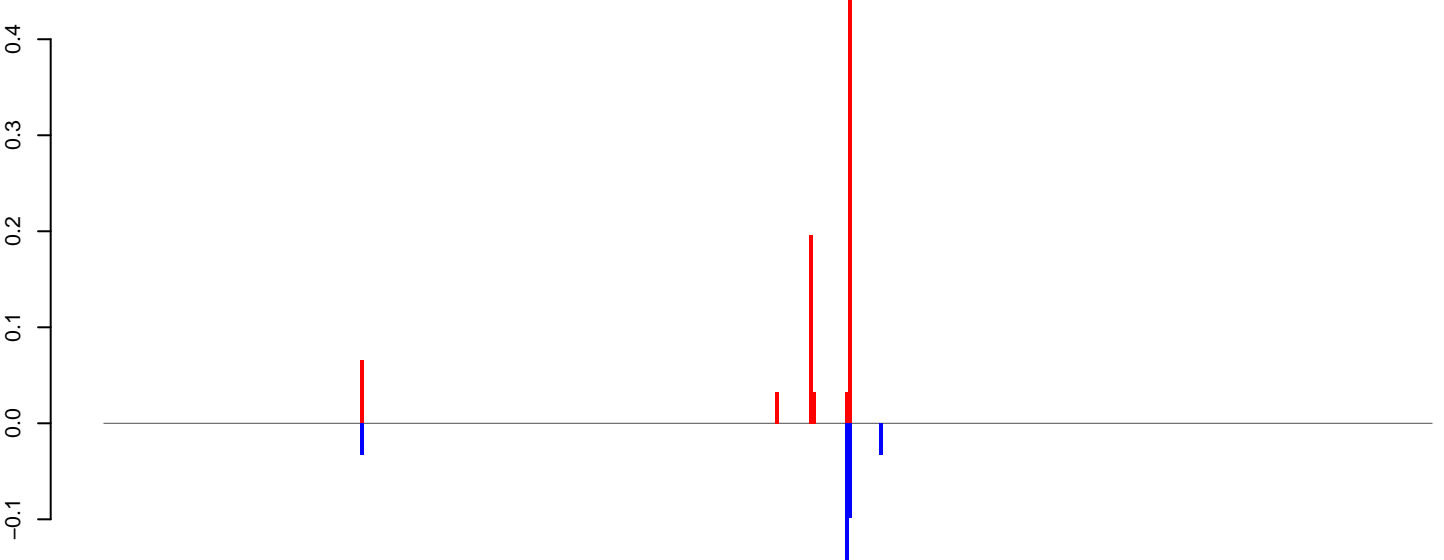
AeAeg_Aag2.TC.Dmem.18_23.rep



AeAeg_Aag2.TC.Dmem.24_35.rep



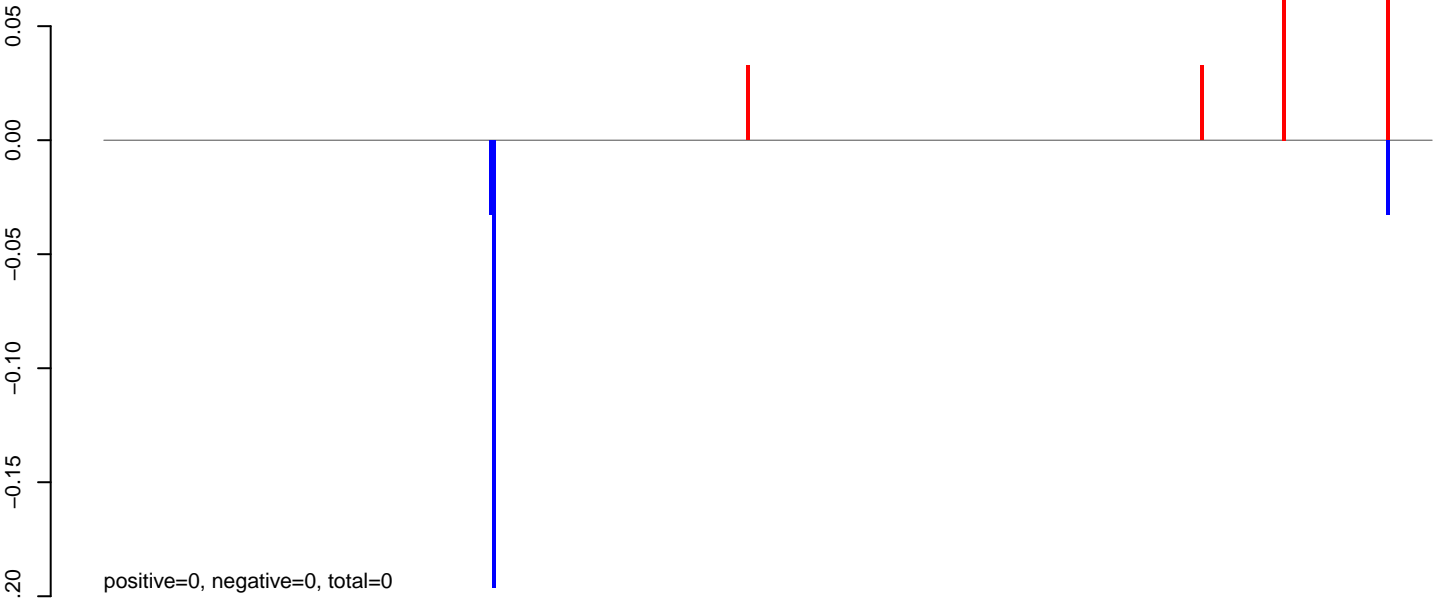
AeAeg_Aag2.TC.Dmem.rep




size=25, length=10853, n=0, @NC_034535.1-Barur_virus_nucleoprotein_phosphoprotein_matrix_glycoprotein_and_polymerase_genes:1-10853

0 2000 4000 6000 8000 10000

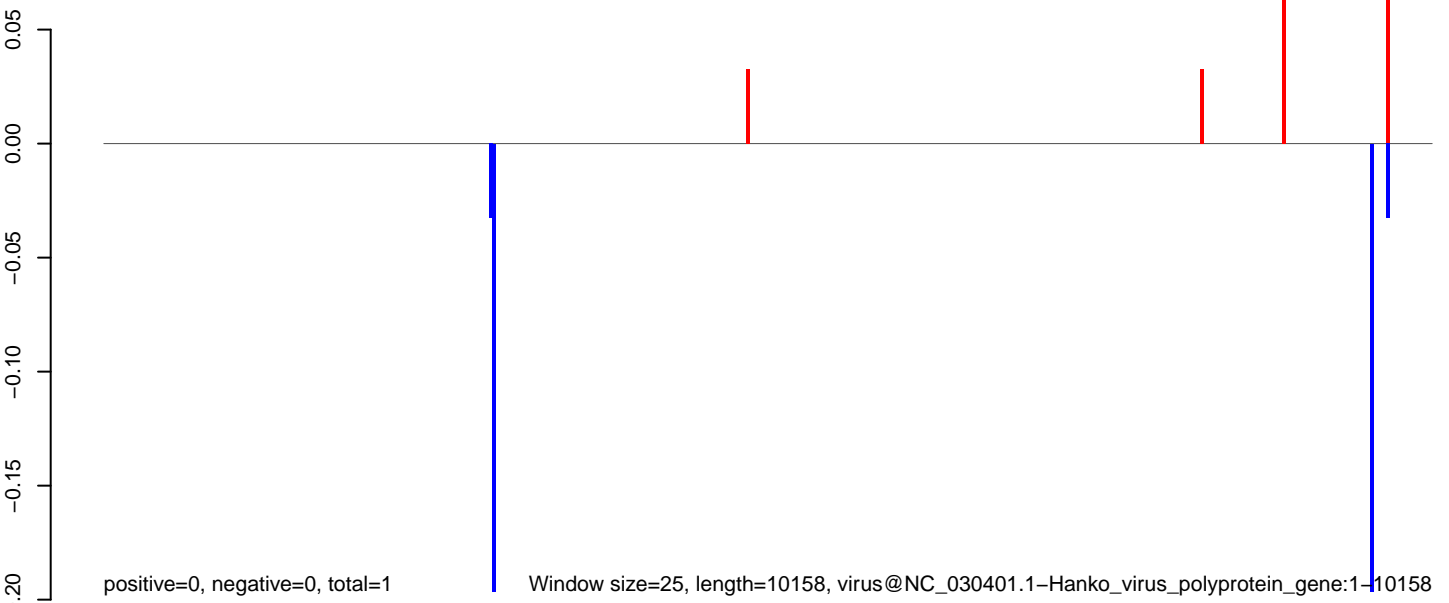
AeAeg_Aag2.TC.Dmem.18_23.rep



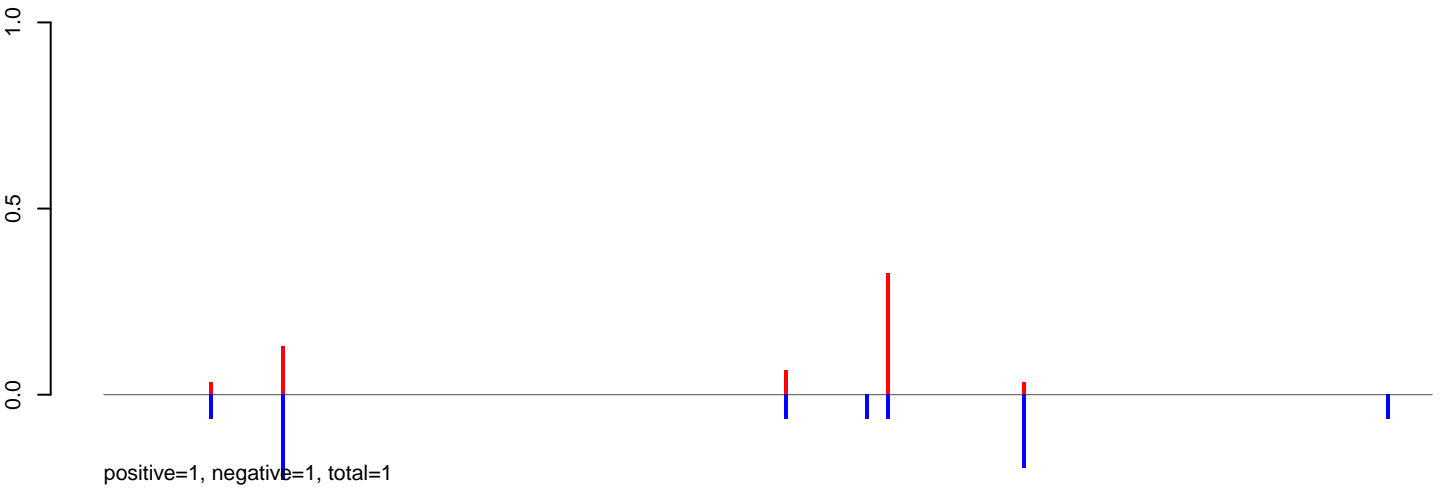
AeAeg_Aag2.TC.Dmem.24_35.rep



AeAeg_Aag2.TC.Dmem.rep



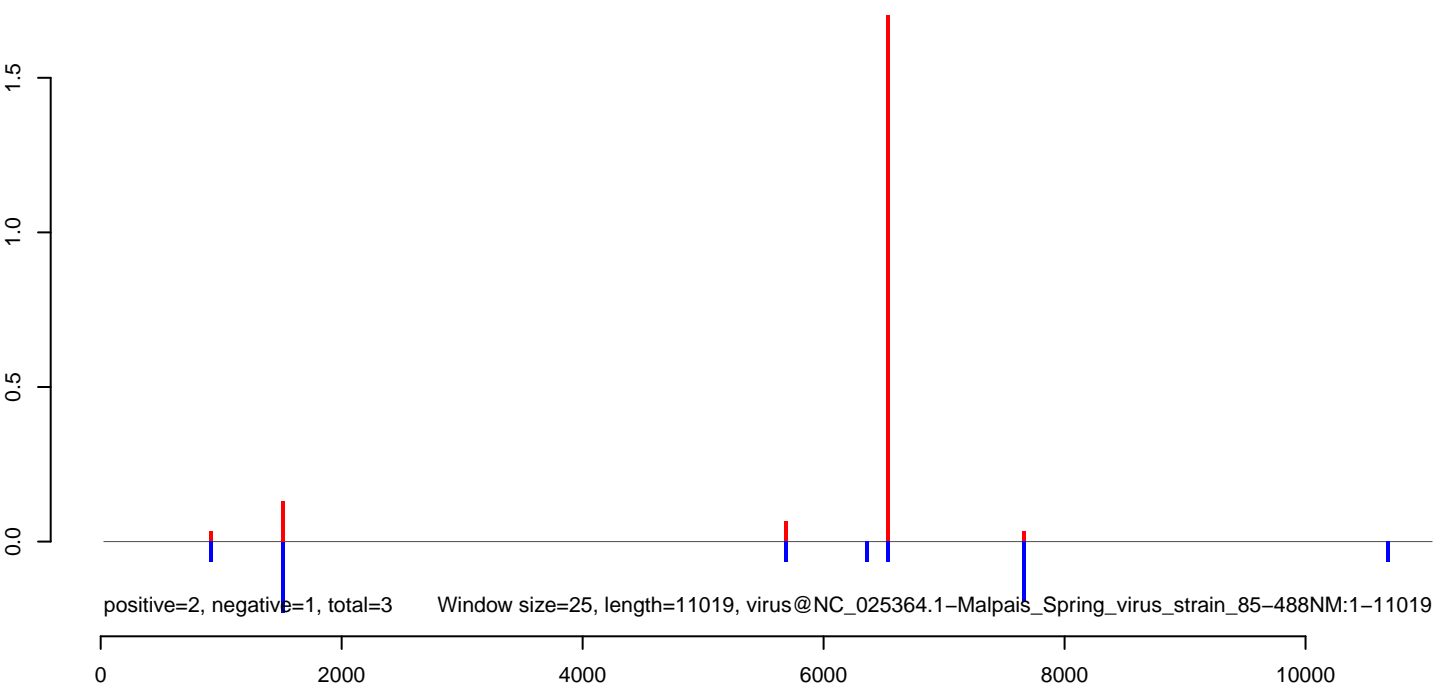
AeAeg_Aag2.TC.Dmem.18_23.rep



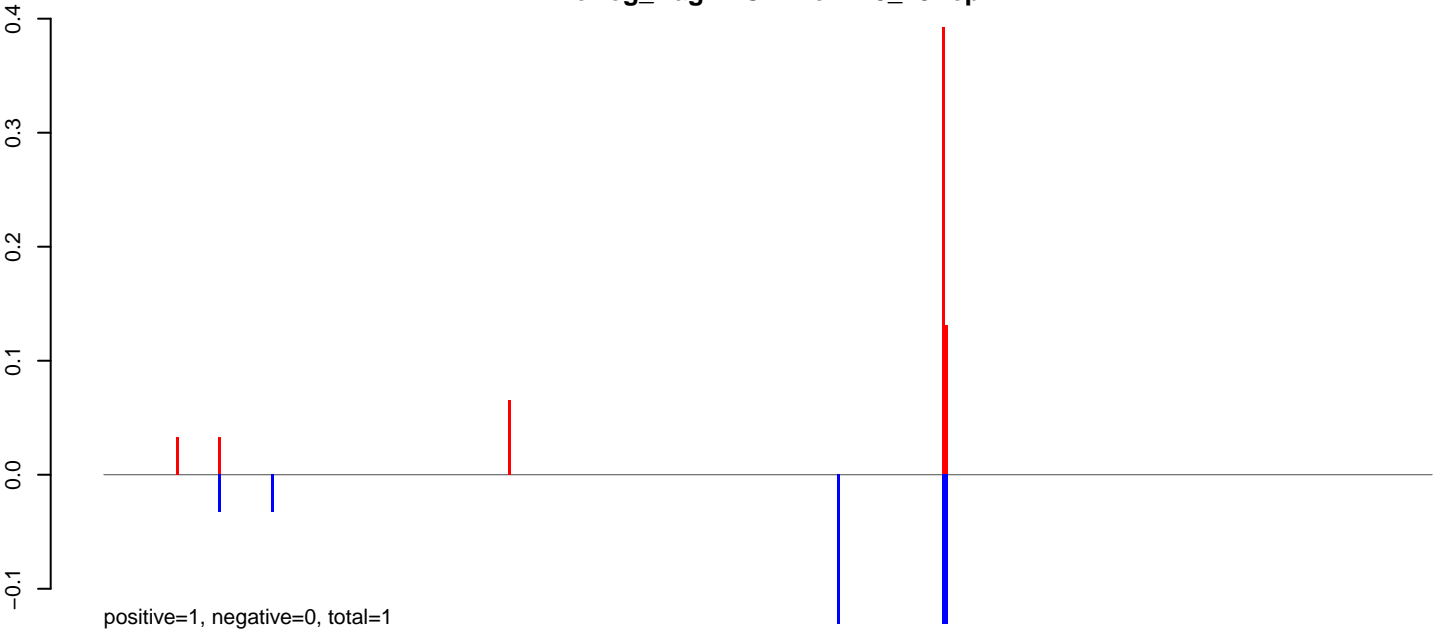
AeAeg_Aag2.TC.Dmem.24_35.rep



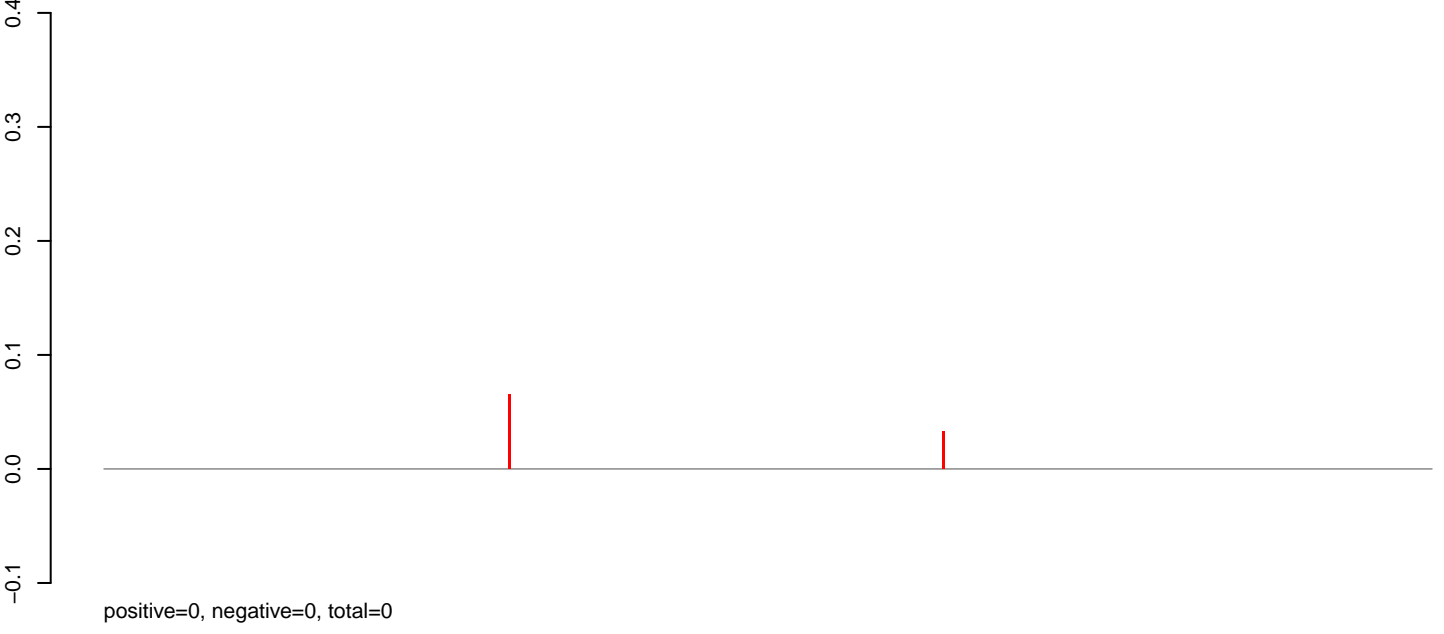
AeAeg_Aag2.TC.Dmem.rep



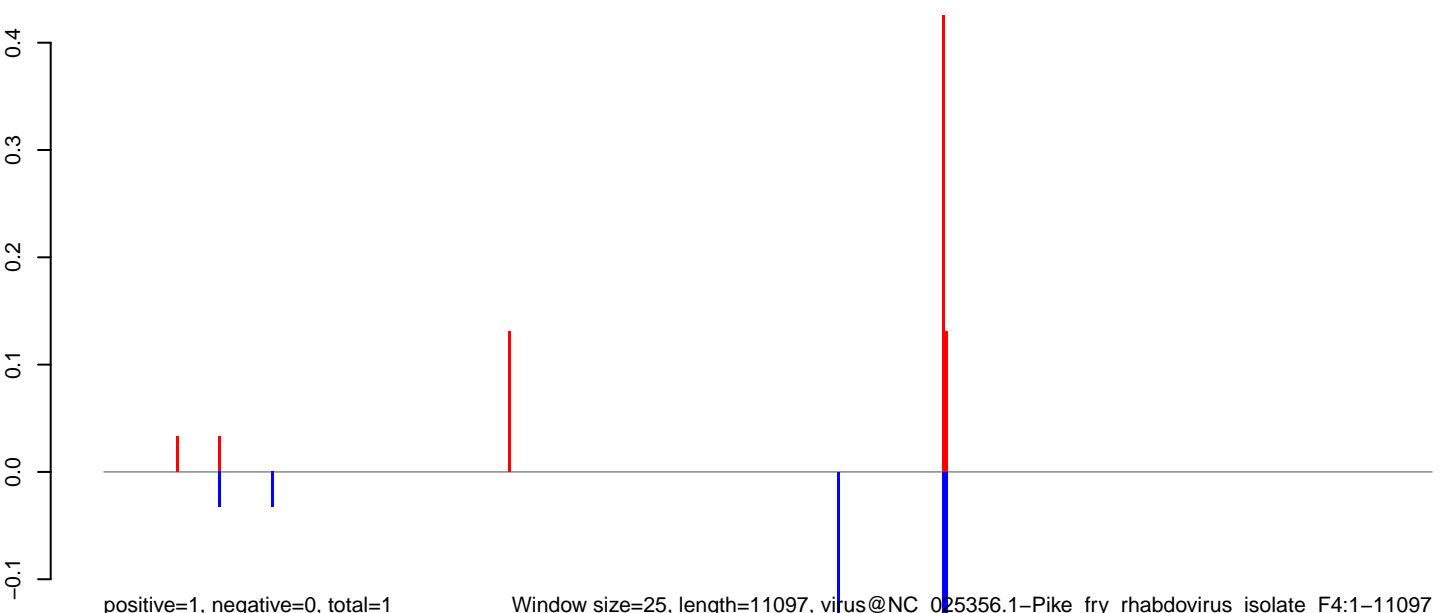
AeAeg_Aag2.TC.Dmem.18_23.rep



AeAeg_Aag2.TC.Dmem.24_35.rep



AeAeg_Aag2.TC.Dmem.rep




Window size=25, length=11097, virus@NC_025356.1-Pike_fry_rhabdovirus_isolate_F4:1-11097

0 2000 4000 6000 8000 10000

AeAeg_Aag2.TC.Dmem.18_23.rep



AeAeg_Aag2.TC.Dmem.24_35.rep



AeAeg_Aag2.TC.Dmem.rep



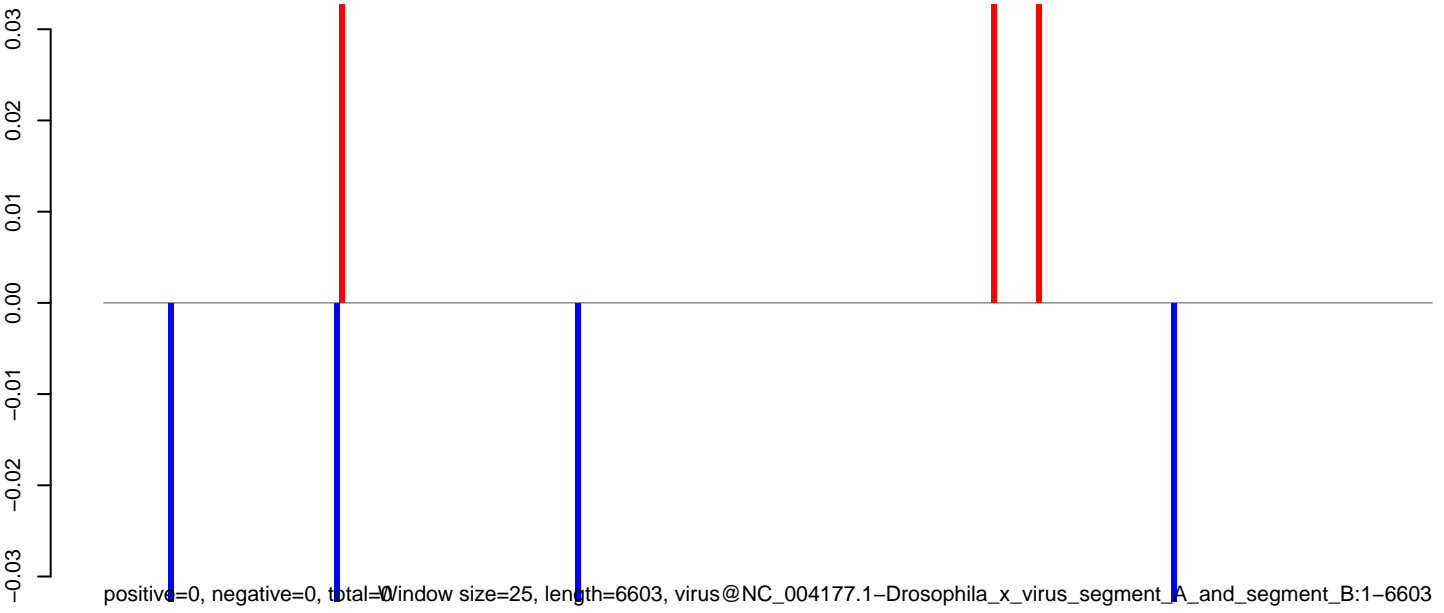
AeAeg_Aag2.TC.Dmem.18_23.rep



AeAeg_Aag2.TC.Dmem.24_35.rep

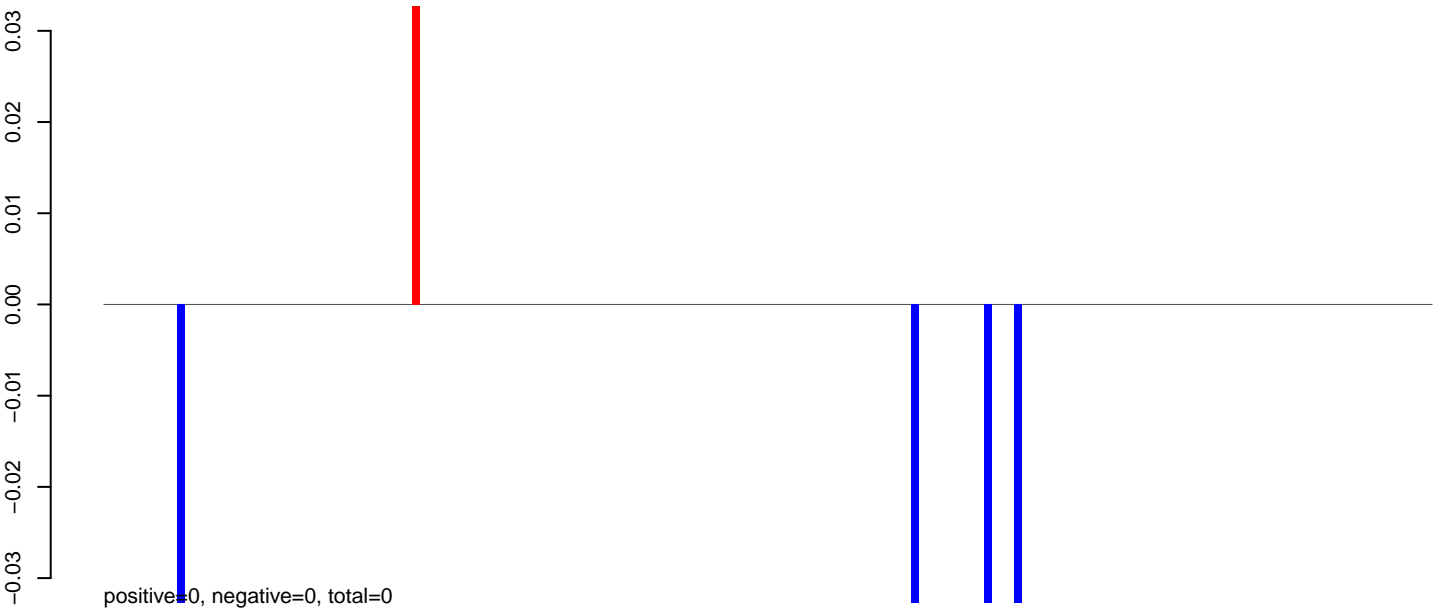


AeAeg_Aag2.TC.Dmem.rep



window size=25, length=6603, virus@NC_004177.1-Drosophila_x_virus_segment_A_and_segment_B:1-6603

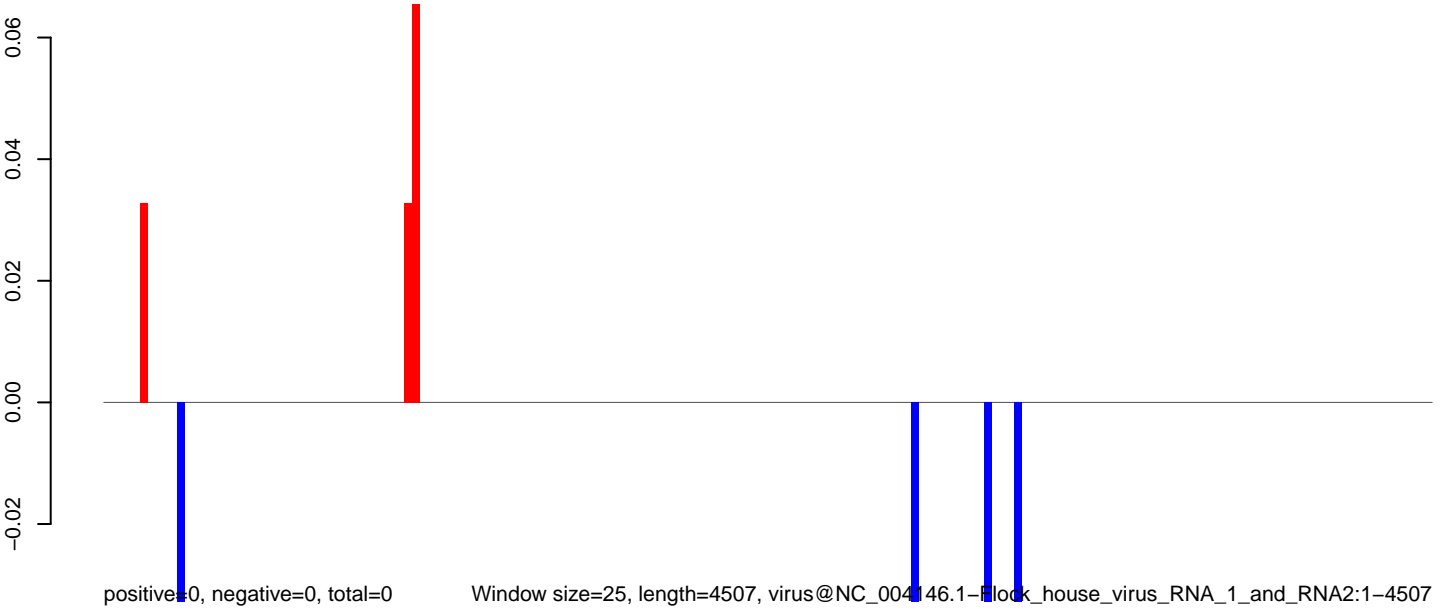
AeAeg_Aag2.TC.Dmem.18_23.rep



AeAeg_Aag2.TC.Dmem.24_35.rep




AeAeg_Aag2.TC.Dmem.rep



Window size=25, length=4507, virus@NC_004146.1-Flock_house_virus_RNA_1_and_RNA2:1-4507

0 1000 2000 3000 4000

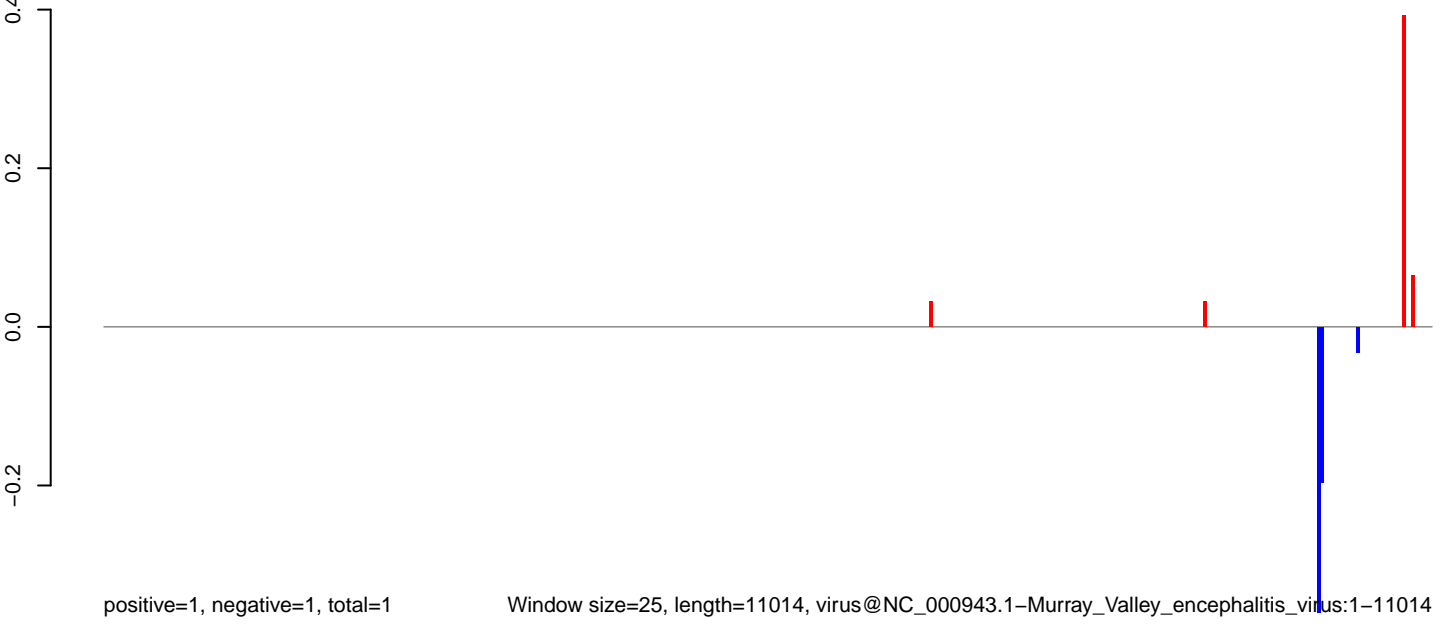
AeAeg_Aag2.TC.Dmem.18_23.rep




AeAeg_Aag2.TC.Dmem.24_35.rep



AeAeg_Aag2.TC.Dmem.rep




AeAeg_Aag2.TC.Dmem.18_23.rep



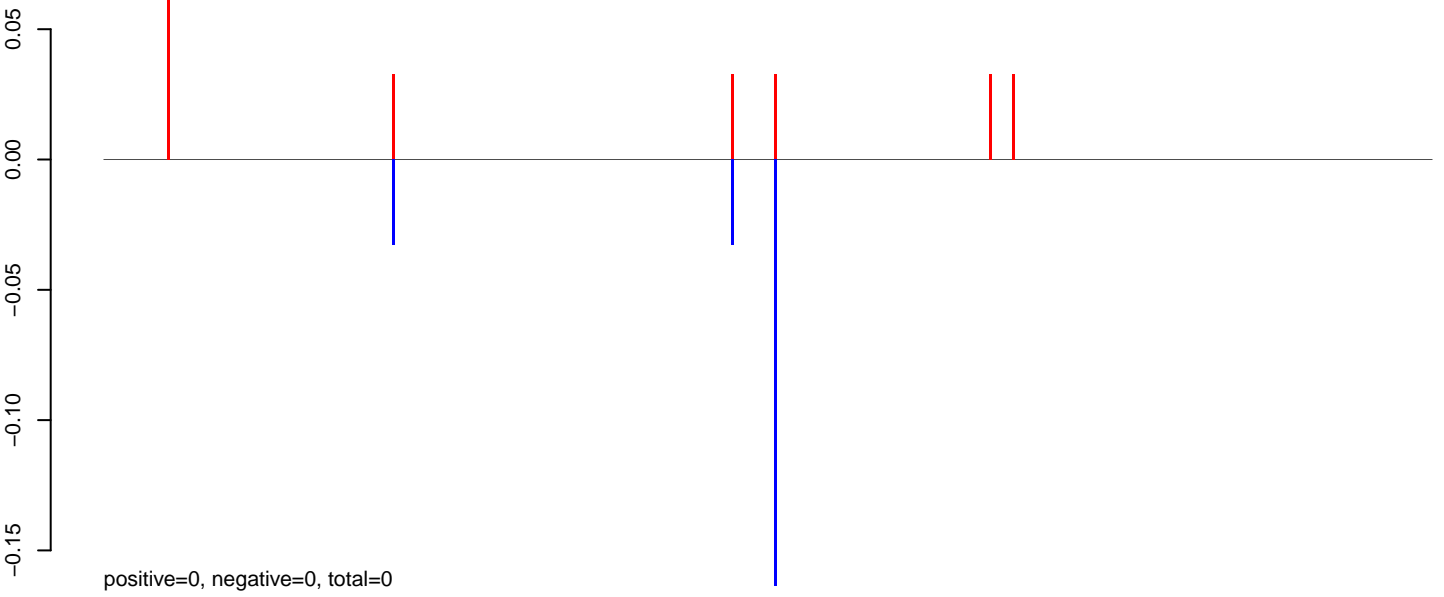
AeAeg_Aag2.TC.Dmem.24_35.rep




AeAeg_Aag2.TC.Dmem.rep



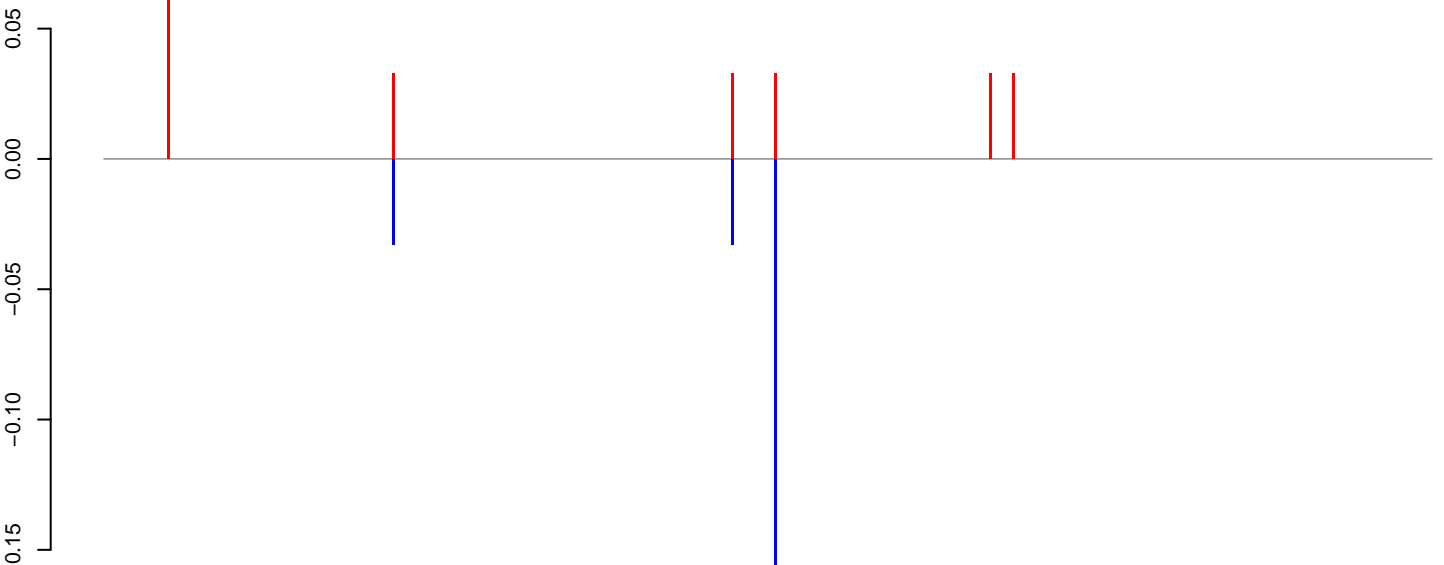
AeAeg_Aag2.TC.Dmem.18_23.rep



AeAeg_Aag2.TC.Dmem.24_35.rep



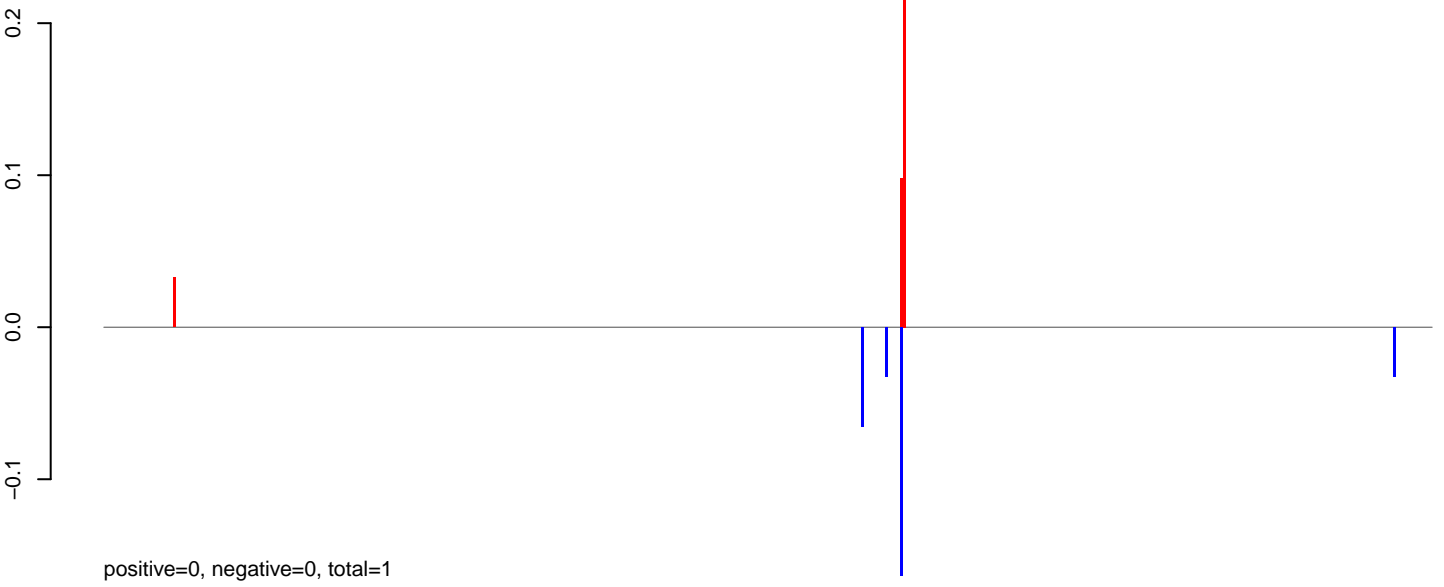
AeAeg_Aag2.TC.Dmem.rep




ww size: AeAeg_Aag2.TC.Dmem.18_23.rep @ NC_034447.1-Hart_Park_virus_nucleoprotein_phosphoprotein_hypothetical_proteins_matrix_glycopro:1-13104

0 2000 4000 6000 8000 10000 12000

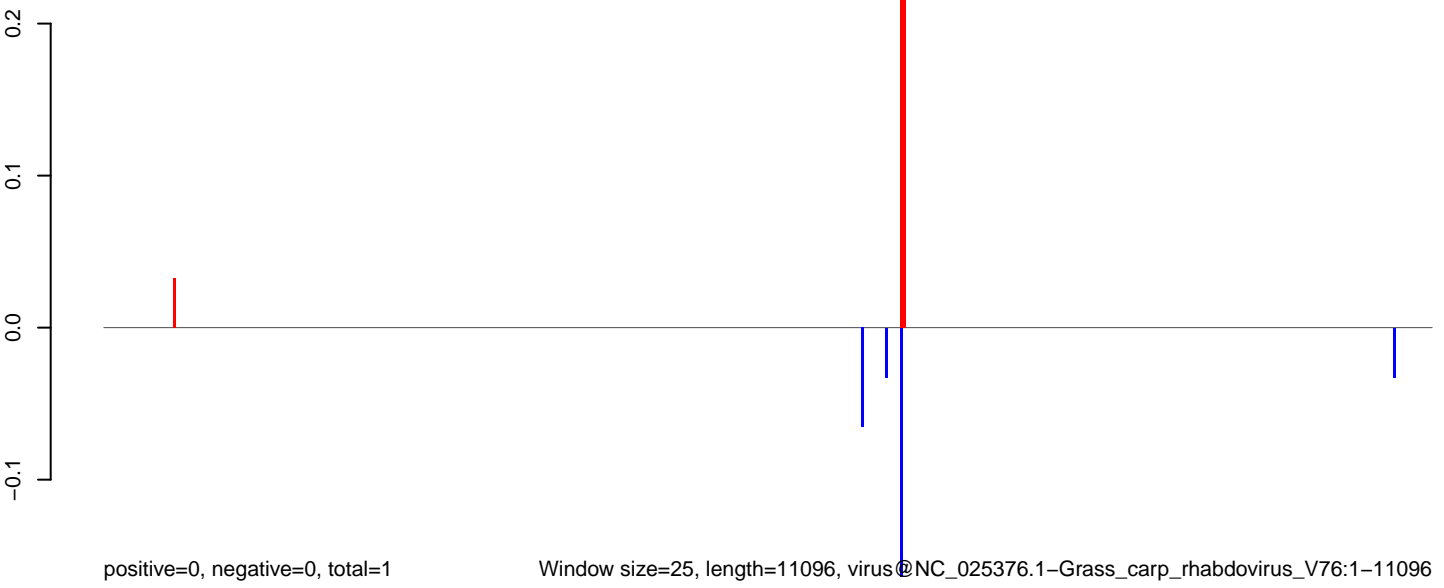
AeAeg_Aag2.TC.Dmem.18_23.rep



AeAeg_Aag2.TC.Dmem.24_35.rep




AeAeg_Aag2.TC.Dmem.rep




Window size=25, length=11096, virus@NC_025376.1-Grass_carp_rhabdovirus_V76:1-11096

0 2000 4000 6000 8000 10000

AeAeg_Aag2.TC.Dmem.18_23.rep




AeAeg_Aag2.TC.Dmem.24_35.rep




AeAeg_Aag2.TC.Dmem.rep



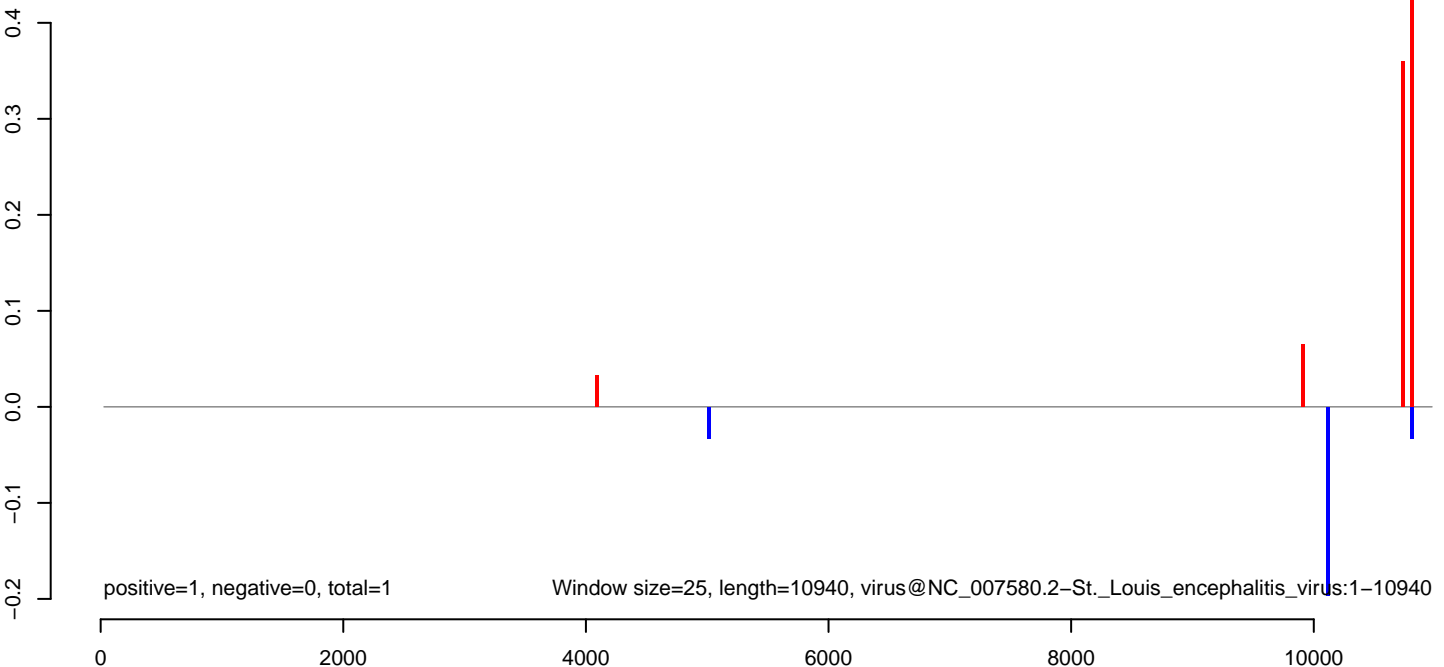
AeAeg_Aag2.TC.Dmem.18_23.rep



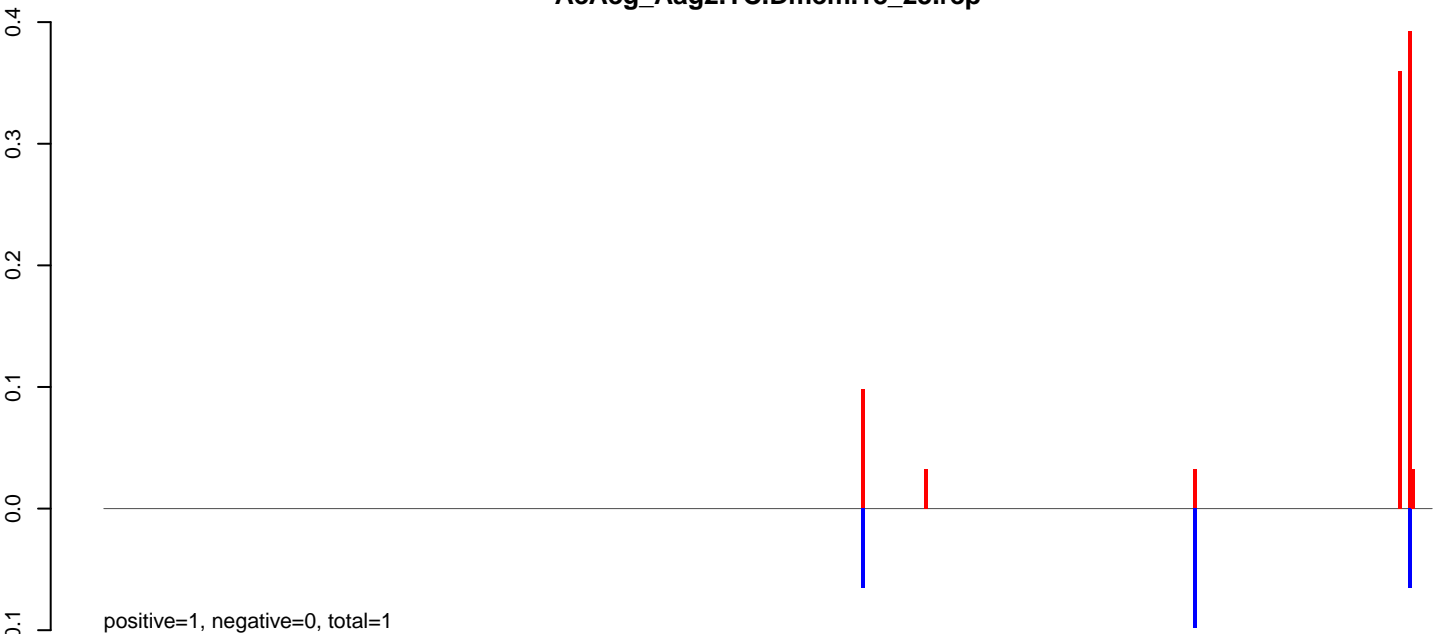
AeAeg_Aag2.TC.Dmem.24_35.rep




AeAeg_Aag2.TC.Dmem.rep



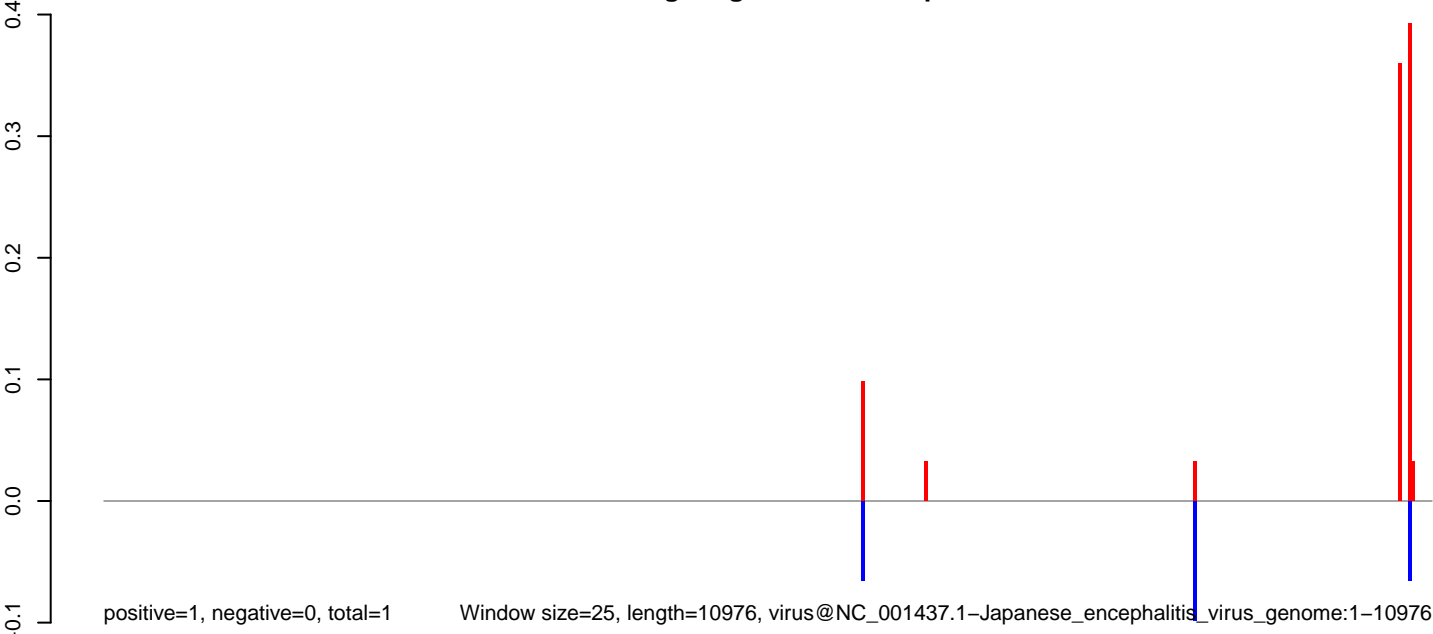
AeAeg_Aag2.TC.Dmem.18_23.rep




AeAeg_Aag2.TC.Dmem.24_35.rep




AeAeg_Aag2.TC.Dmem.rep



AeAeg_Aag2.TC.Dmem.18_23.rep



AeAeg_Aag2.TC.Dmem.24_35.rep

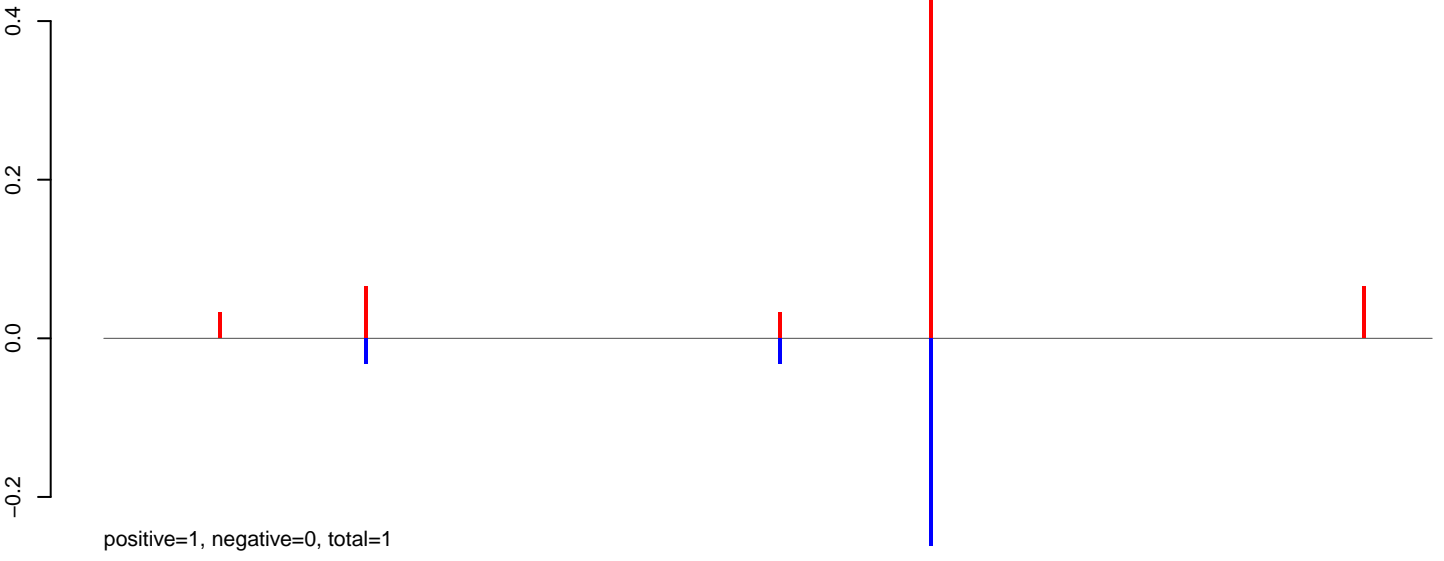


AeAeg_Aag2.TC.Dmem.rep




0 2000 4000 6000 8000 10000

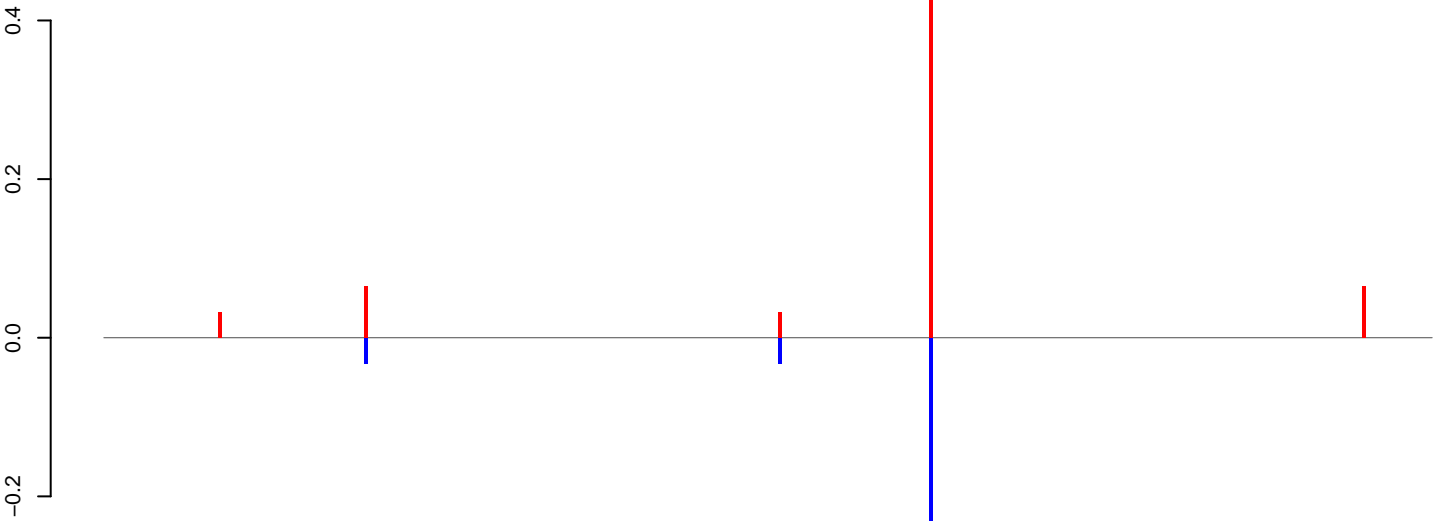
AeAeg_Aag2.TC.Dmem.18_23.rep



AeAeg_Aag2.TC.Dmem.24_35.rep




AeAeg_Aag2.TC.Dmem.rep




1034539.1-Nkolbisson_virus_nucleoprotein_phosphoprotein_matrix_glycoprotein_and_polymerase_g:1-10968


AeAeg_Aag2.TC.Dmem.18_23.rep




AeAeg_Aag2.TC.Dmem.24_35.rep




AeAeg_Aag2.TC.Dmem.rep



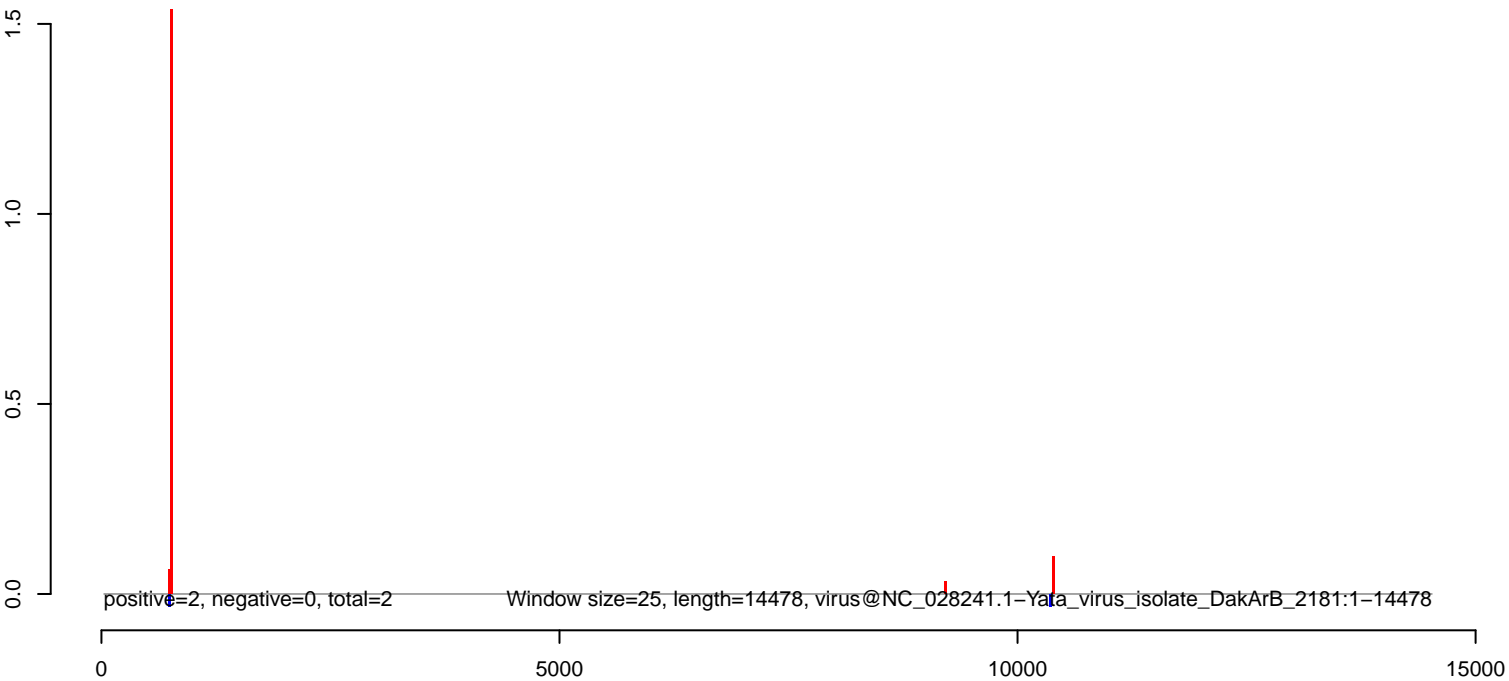
AeAeg_Aag2.TC.Dmem.18_23.rep




AeAeg_Aag2.TC.Dmem.24_35.rep




AeAeg_Aag2.TC.Dmem.rep




AeAeg_Aag2.TC.Dmem.18_23.rep



AeAeg_Aag2.TC.Dmem.24_35.rep




AeAeg_Aag2.TC.Dmem.rep



Window size=25, length=10990, virus@NC_015843.2-Tembusu_virus_flavivirus_polyprotein_flavivirus_polyprotein_gene_gene:1-10990

0 2000 4000 6000 8000 10000

AeAeg_Aag2.TC.Dmem.18_23.rep



AeAeg_Aag2.TC.Dmem.24_35.rep




AeAeg_Aag2.TC.Dmem.rep




Window size=25, length=10815, virus@NC_009026.2-Bussuquara_virus:1-10815

0 2000 4000 6000 8000 10000


AeAeg_Aag2.TC.Dmem.18_23.rep



AeAeg_Aag2.TC.Dmem.24_35.rep



AeAeg_Aag2.TC.Dmem.rep




AeAeg_Aag2.TC.Dmem.18_23.rep



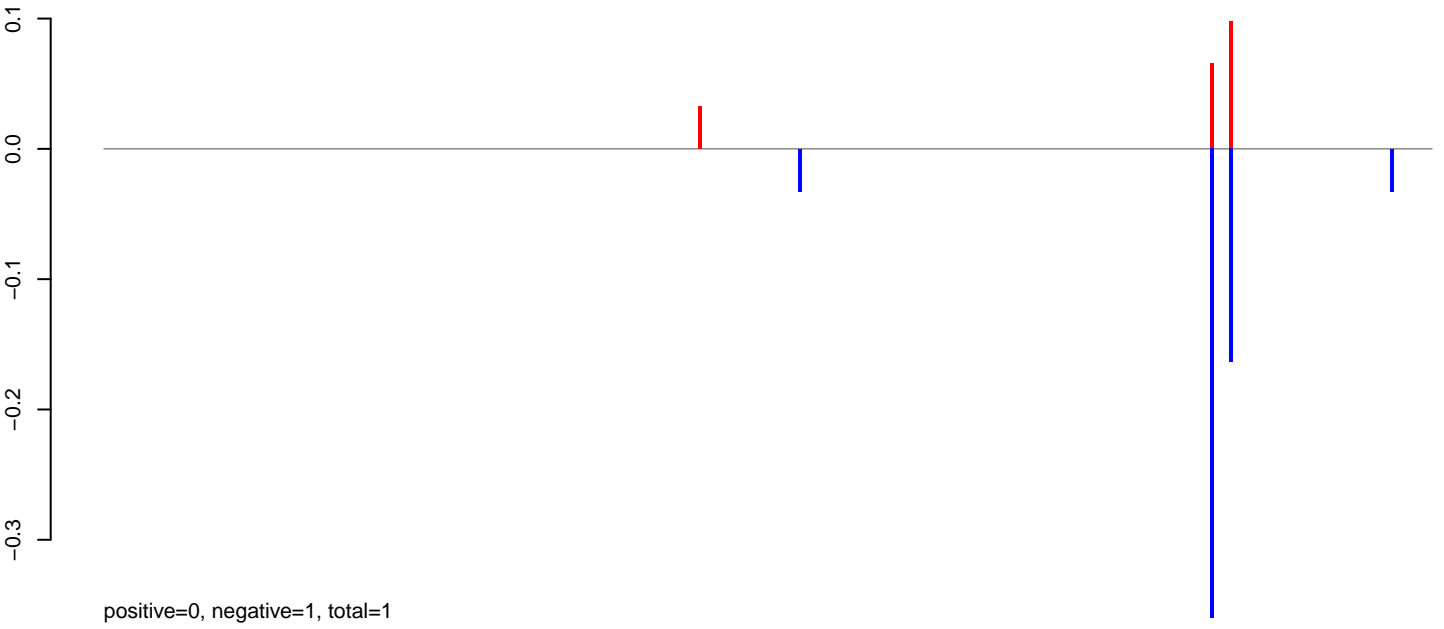
AeAeg_Aag2.TC.Dmem.24_35.rep




AeAeg_Aag2.TC.Dmem.rep



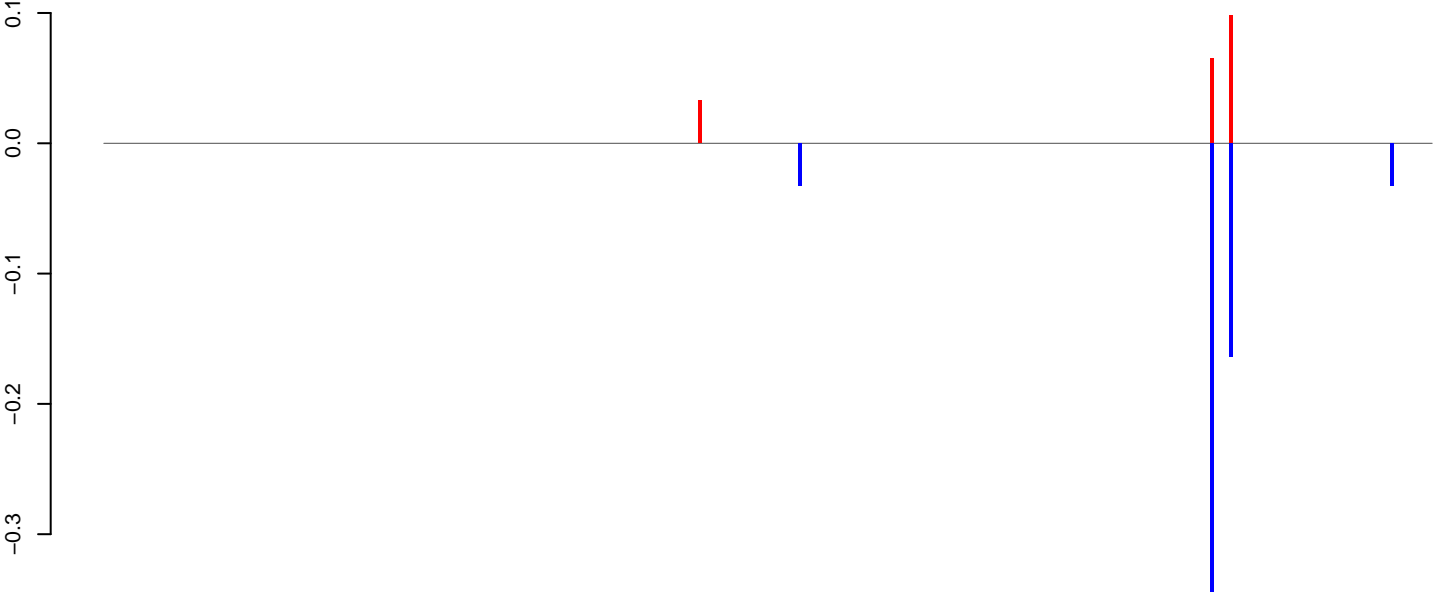
AeAeg_Aag2.TC.Dmem.18_23.rep



AeAeg_Aag2.TC.Dmem.24_35.rep



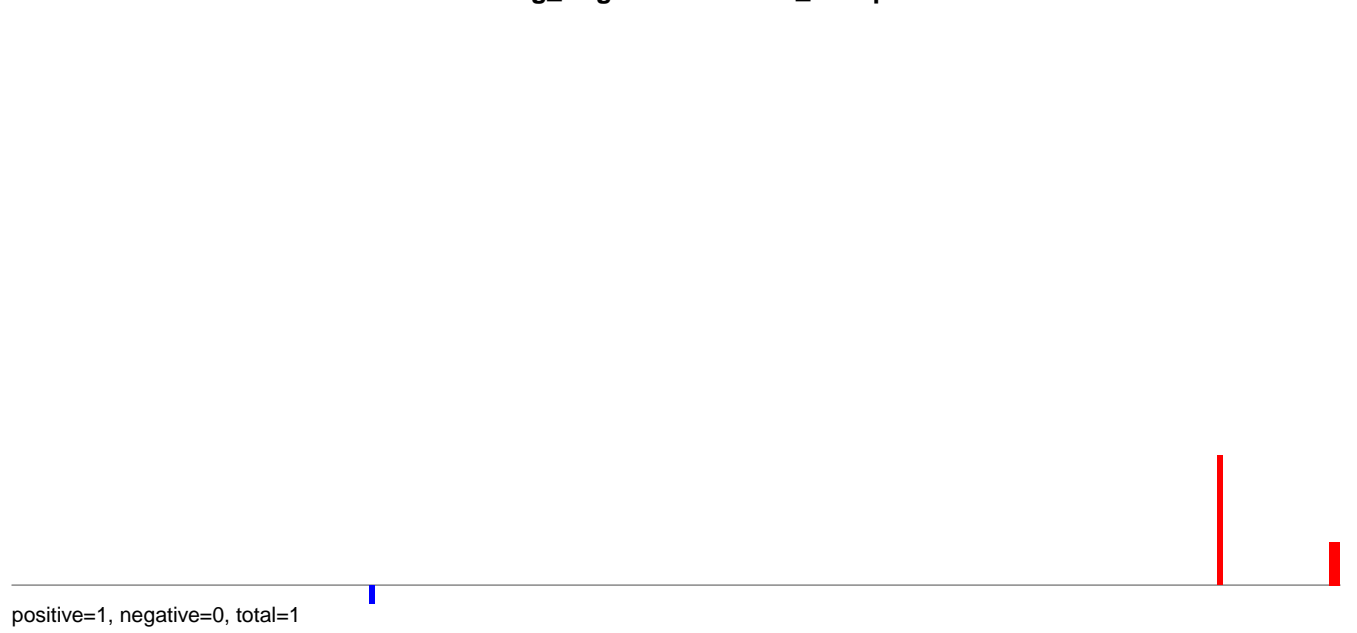
AeAeg_Aag2.TC.Dmem.rep




Window size=25, length=10302, virus@EU082200.2-Koutango_virus_strain_Dak_Ar_D_5443_polyprotein_gene:1-10302

0 2000 4000 6000 8000 10000

AeAeg_Aag2.TC.Dmem.18_23.rep



AeAeg_Aag2.TC.Dmem.24_35.rep




AeAeg_Aag2.TC.Dmem.rep




Window size=25, length=6203, virus@NC_035674.1-Australian_Anopheles_totivirus_isolate_AATV_150840:1-6203

AeAeg_Aag2.TC.Dmem.18_23.rep



AeAeg_Aag2.TC.Dmem.24_35.rep




AeAeg_Aag2.TC.Dmem.rep




positive=0, negative=0, total=0, window-size=25, length=10251, virus@NC_033723.1-Gadgets_Gully_virus_from_Australia_polyprotein_gene:1-10251

0 2000 4000 6000 8000 10000

AeAeg_Aag2.TC.Dmem.18_23.rep




AeAeg_Aag2.TC.Dmem.24_35.rep




AeAeg_Aag2.TC.Dmem.rep



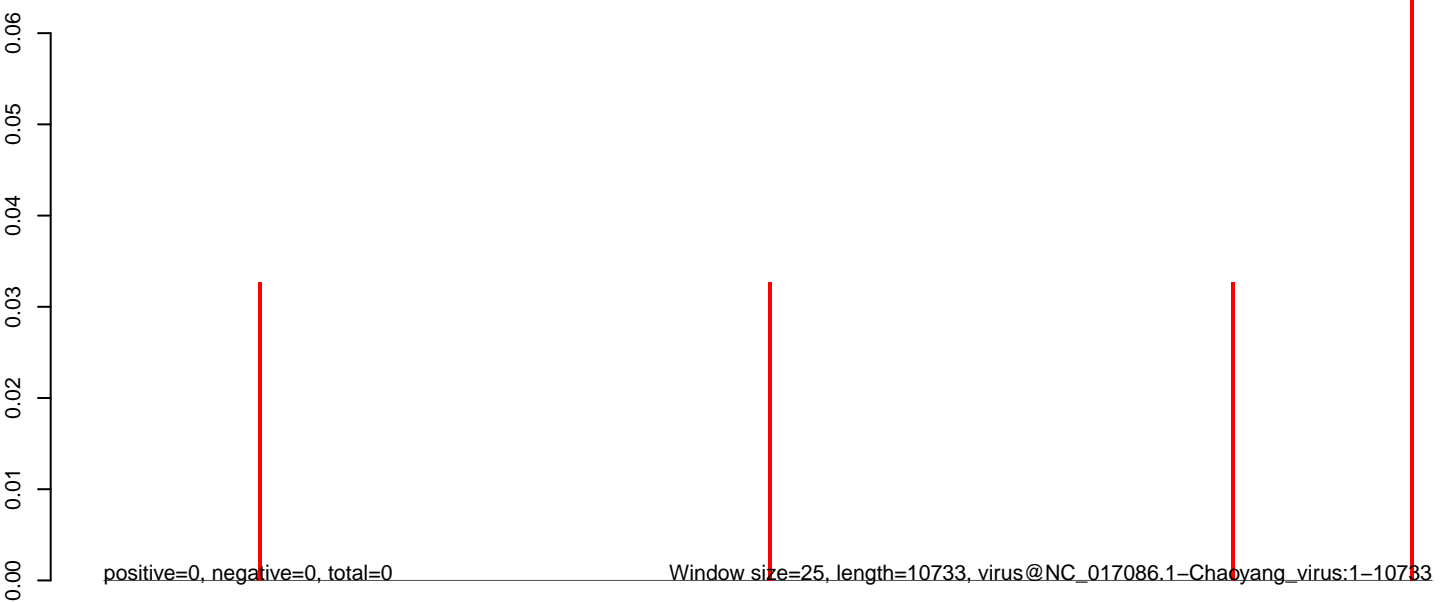
AeAeg_Aag2.TC.Dmem.18_23.rep




AeAeg_Aag2.TC.Dmem.24_35.rep



AeAeg_Aag2.TC.Dmem.rep




AeAeg_Aag2.TC.Dmem.18_23.rep



AeAeg_Aag2.TC.Dmem.24_35.rep




AeAeg_Aag2.TC.Dmem.rep




0 2000 4000 6000 8000 10000


AeAeg_Aag2.TC.Dmem.18_23.rep




AeAeg_Aag2.TC.Dmem.24_35.rep




AeAeg_Aag2.TC.Dmem.rep




AeAeg_Aag2.TC.Dmem.18_23.rep



AeAeg_Aag2.TC.Dmem.24_35.rep




AeAeg_Aag2.TC.Dmem.rep




Window size=25, length=10793, virus@NC_008719.1-Sepik_virus:1-10793

0 2000 4000 6000 8000 10000


AeAeg_Aag2.TC.Dmem.18_23.rep




AeAeg_Aag2.TC.Dmem.24_35.rep




AeAeg_Aag2.TC.Dmem.rep



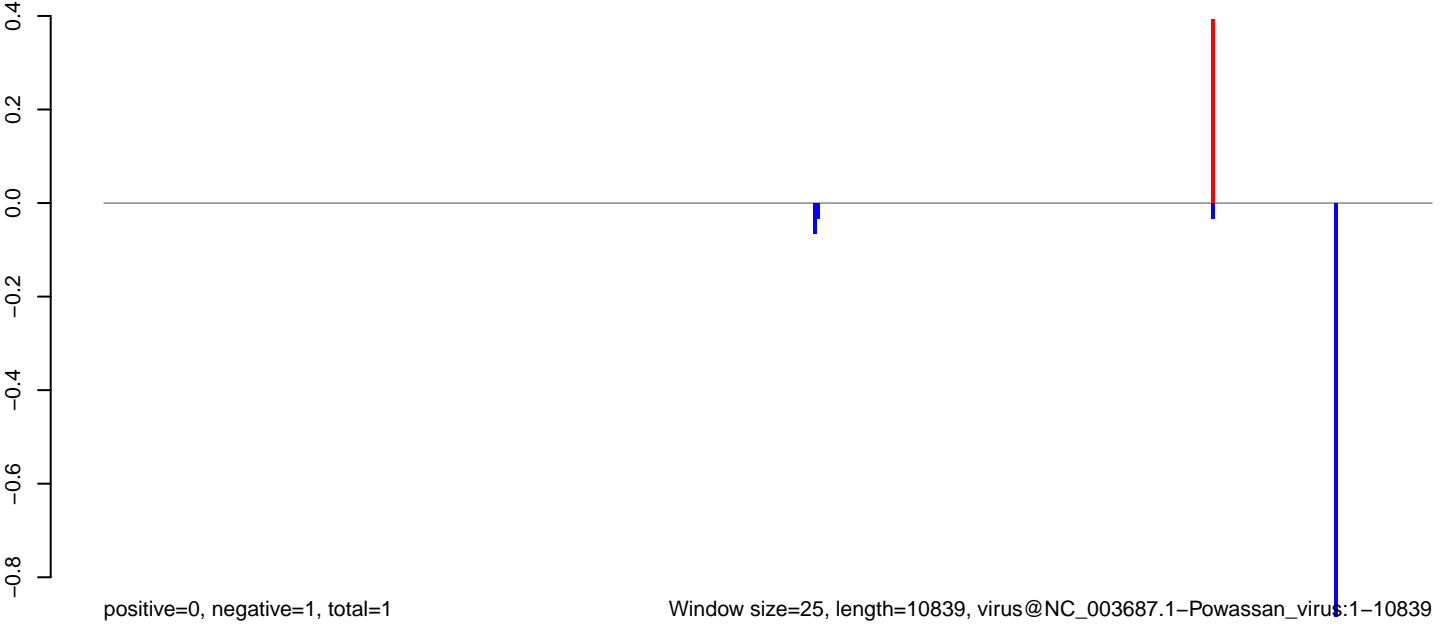
AeAeg_Aag2.TC.Dmem.18_23.rep




AeAeg_Aag2.TC.Dmem.24_35.rep




AeAeg_Aag2.TC.Dmem.rep



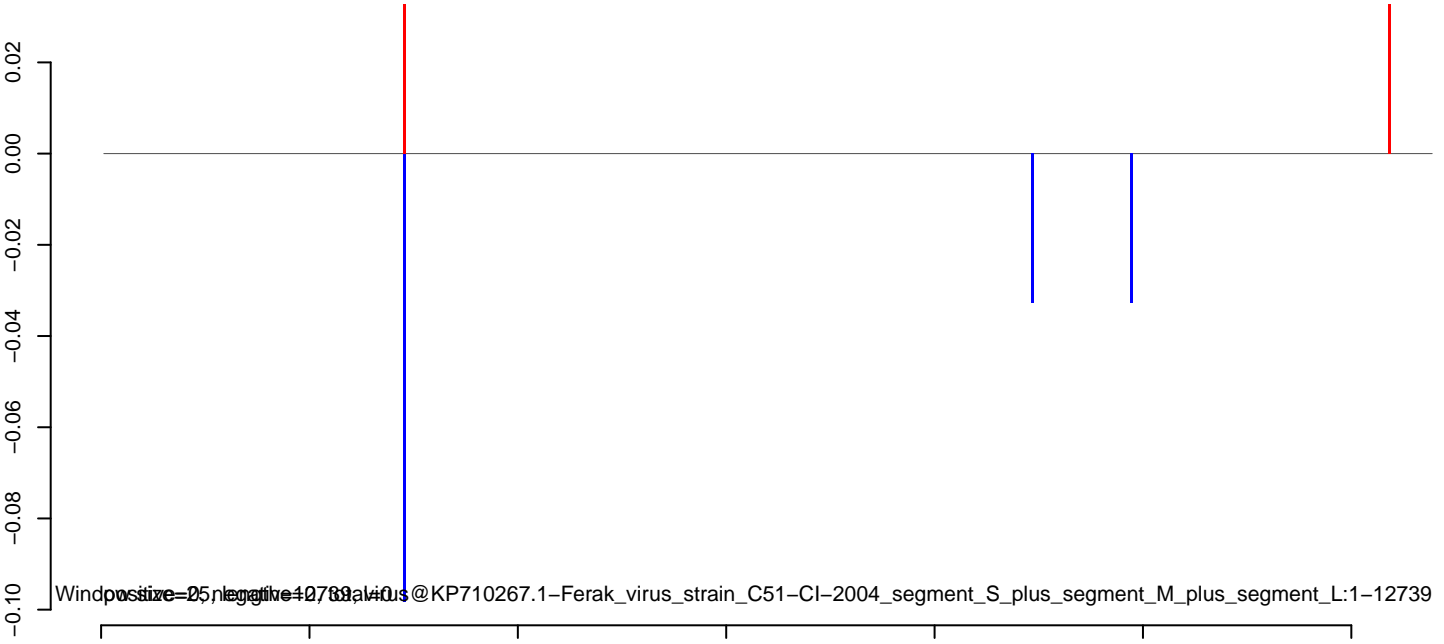
AeAeg_Aag2.TC.Dmem.18_23.rep



AeAeg_Aag2.TC.Dmem.24_35.rep




AeAeg_Aag2.TC.Dmem.rep



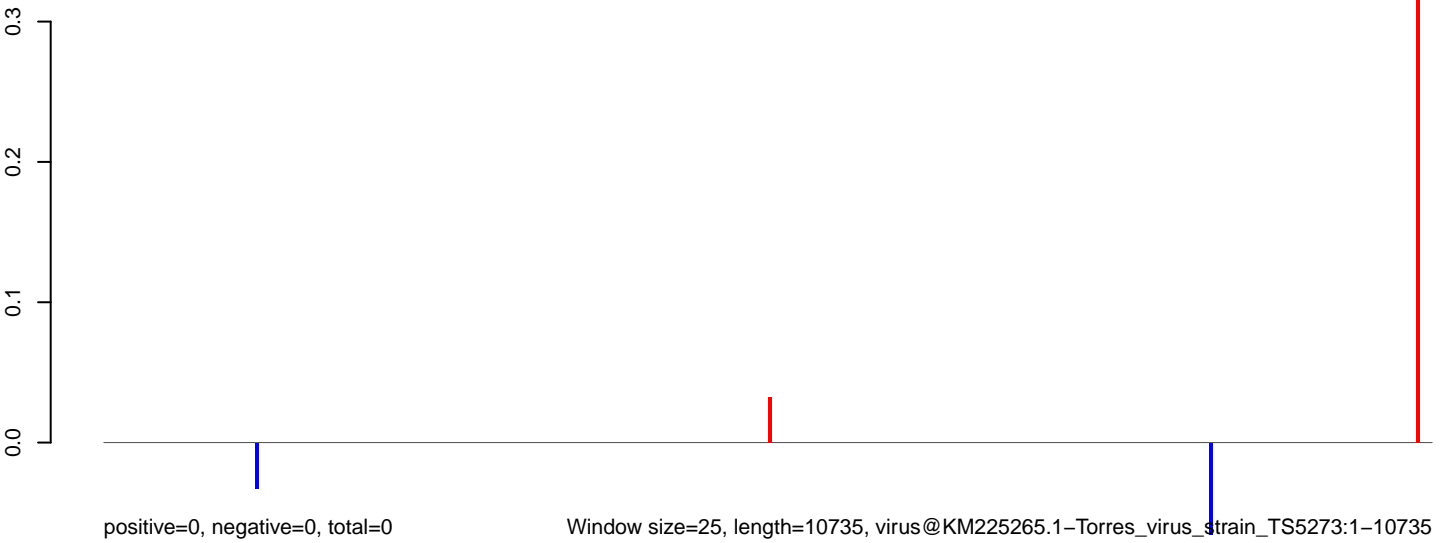
AeAeg_Aag2.TC.Dmem.18_23.rep



AeAeg_Aag2.TC.Dmem.24_35.rep




AeAeg_Aag2.TC.Dmem.rep




0 2000 4000 6000 8000 10000


AeAeg_Aag2.TC.Dmem.18_23.rep



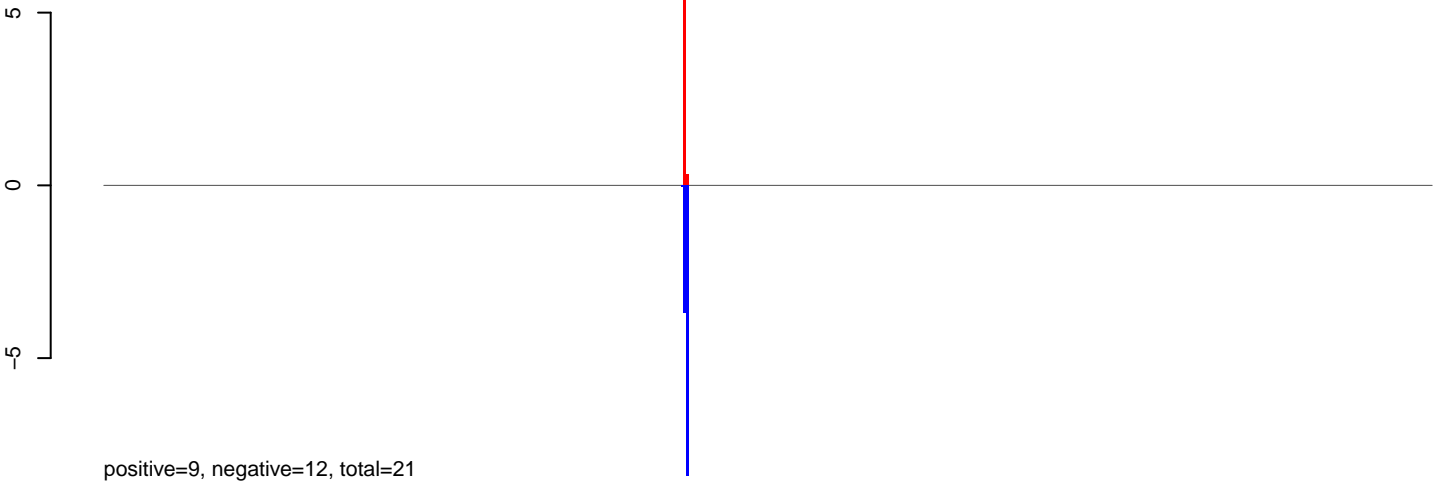
AeAeg_Aag2.TC.Dmem.24_35.rep




AeAeg_Aag2.TC.Dmem.rep



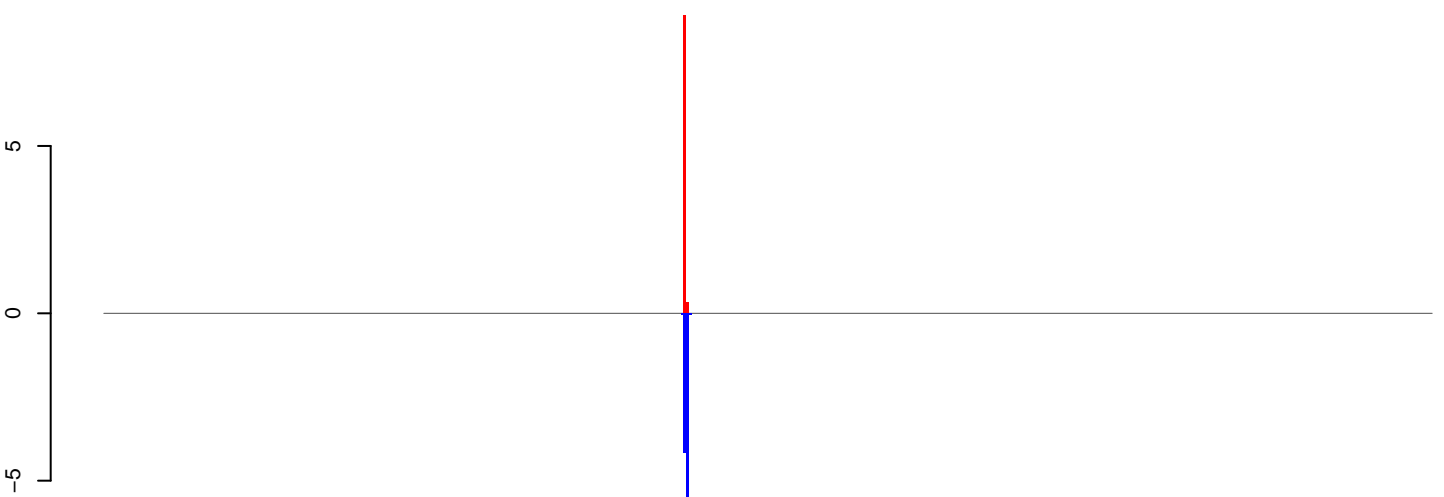
AeAeg_Aag2.TC.Dmem.18_23.rep




AeAeg_Aag2.TC.Dmem.24_35.rep




AeAeg_Aag2.TC.Dmem.rep



AeAeg_Aag2.TC.Dmem.18_23.rep




AeAeg_Aag2.TC.Dmem.24_35.rep




AeAeg_Aag2.TC.Dmem.rep



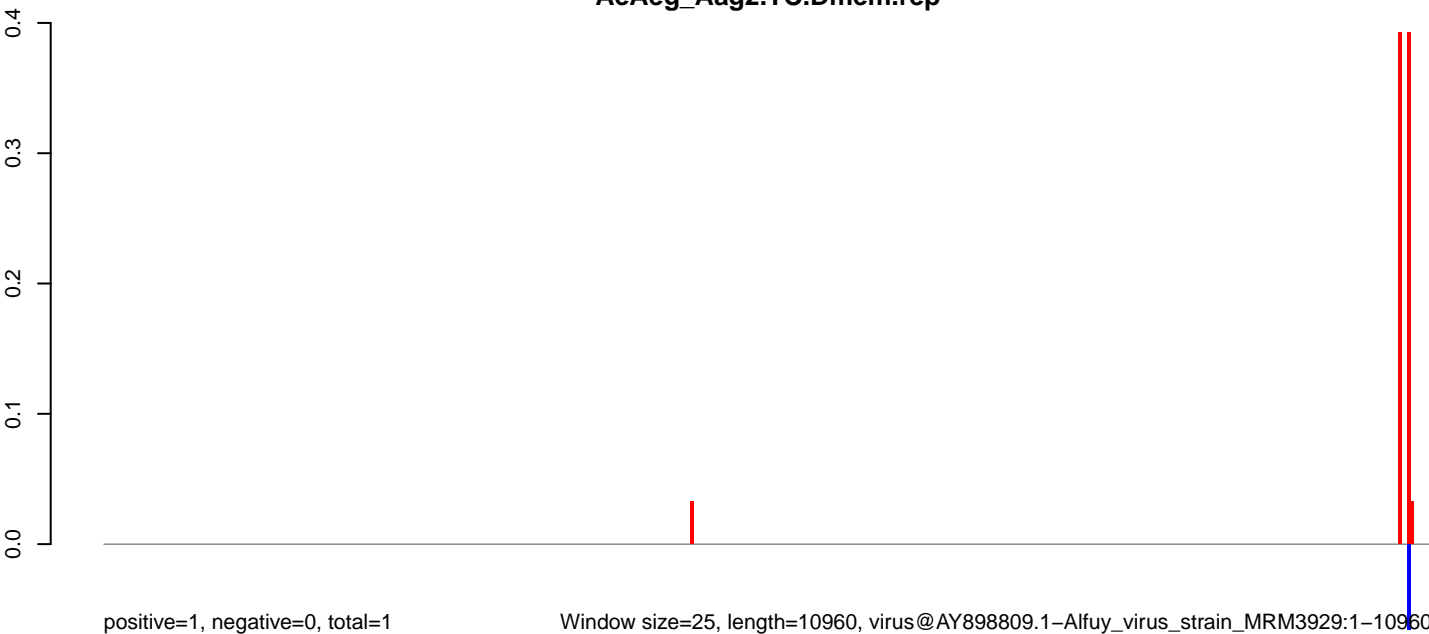
AeAeg_Aag2.TC.Dmem.18_23.rep



AeAeg_Aag2.TC.Dmem.24_35.rep




AeAeg_Aag2.TC.Dmem.rep




Window size=25, length=10960, virus@AY898809.1-Alfuy_virus_strain_MRM3929:1-10960

0 2000 4000 6000 8000 10000

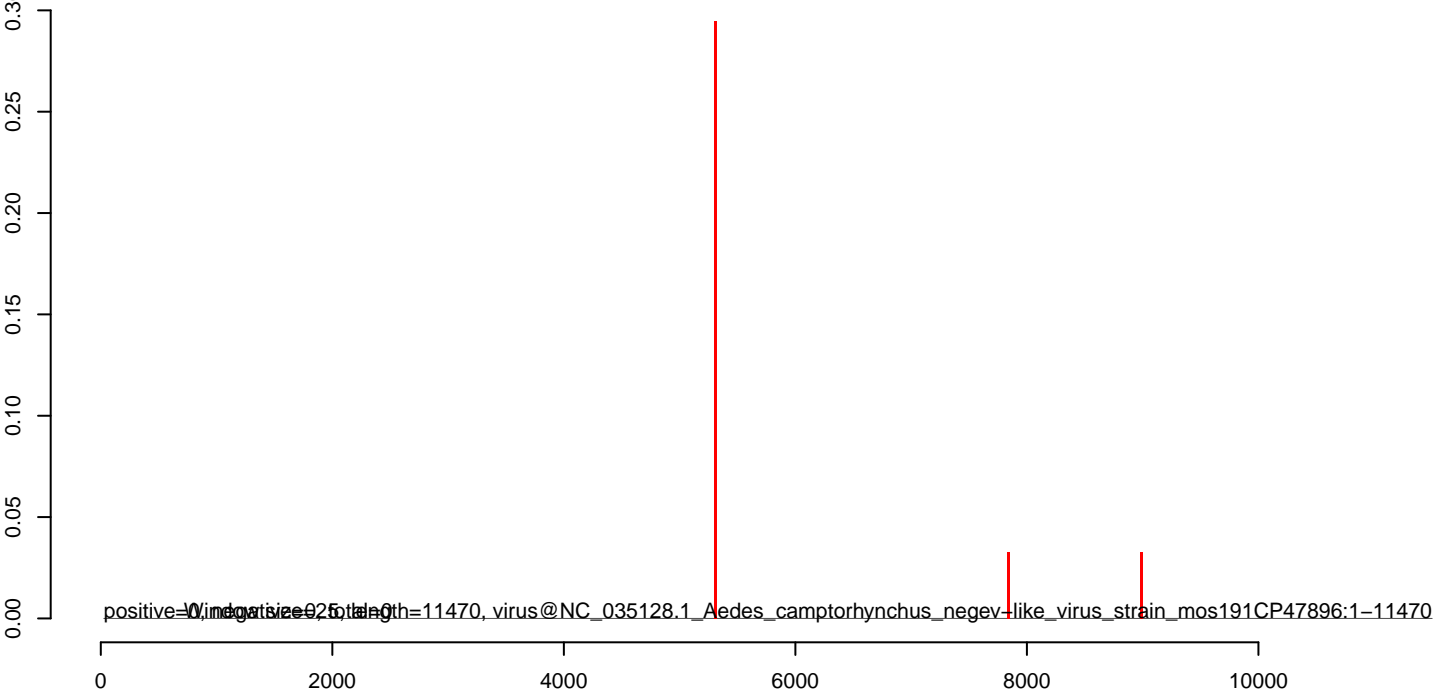
AeAeg_Aag2.TC.Dmem.18_23.rep




AeAeg_Aag2.TC.Dmem.24_35.rep




AeAeg_Aag2.TC.Dmem.rep




AeAeg_Aag2.TC.Dmem.18_23.rep



AeAeg_Aag2.TC.Dmem.24_35.rep



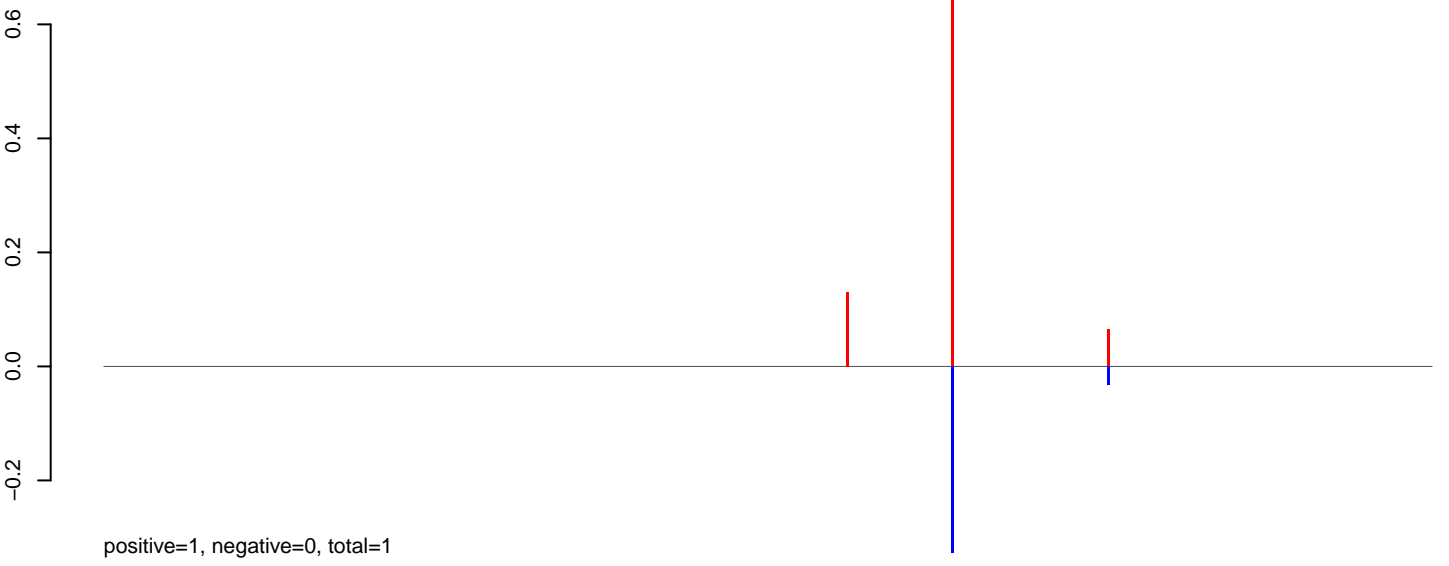
AeAeg_Aag2.TC.Dmem.rep




ow size=25, the 13189, into 4 NC_034543.1-Ord_River_virus_nucleoprotein_hypothetical_protein_phosphoprotein_hypothetical_pro:1-13189

0 2000 4000 6000 8000 10000 12000

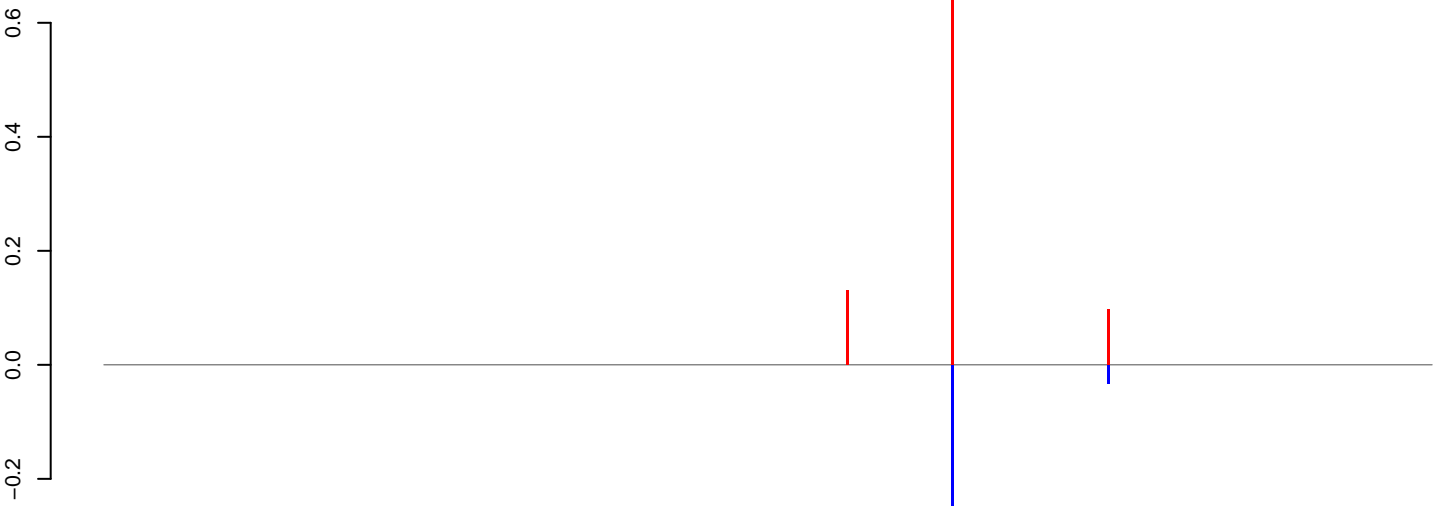
AeAeg_Aag2.TC.Dmem.18_23.rep



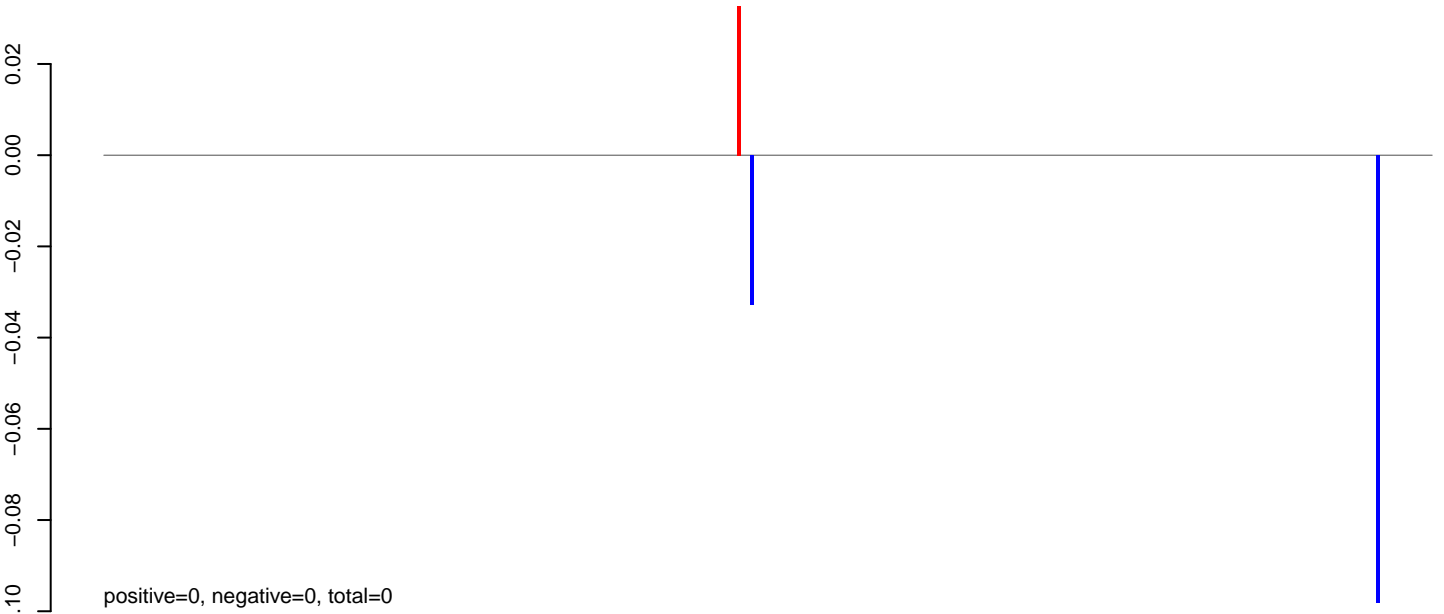
AeAeg_Aag2.TC.Dmem.24_35.rep




AeAeg_Aag2.TC.Dmem.rep



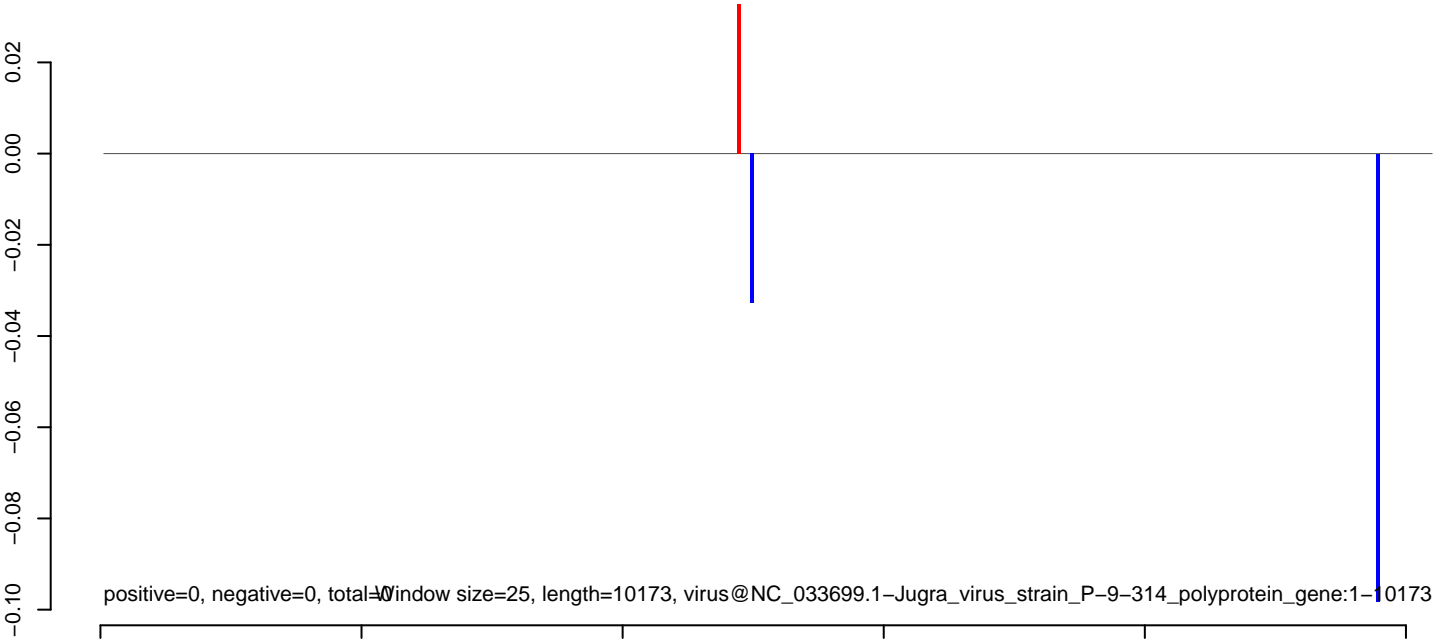
AeAeg_Aag2.TC.Dmem.18_23.rep



AeAeg_Aag2.TC.Dmem.24_35.rep




AeAeg_Aag2.TC.Dmem.rep



AeAeg_Aag2.TC.Dmem.18_23.rep



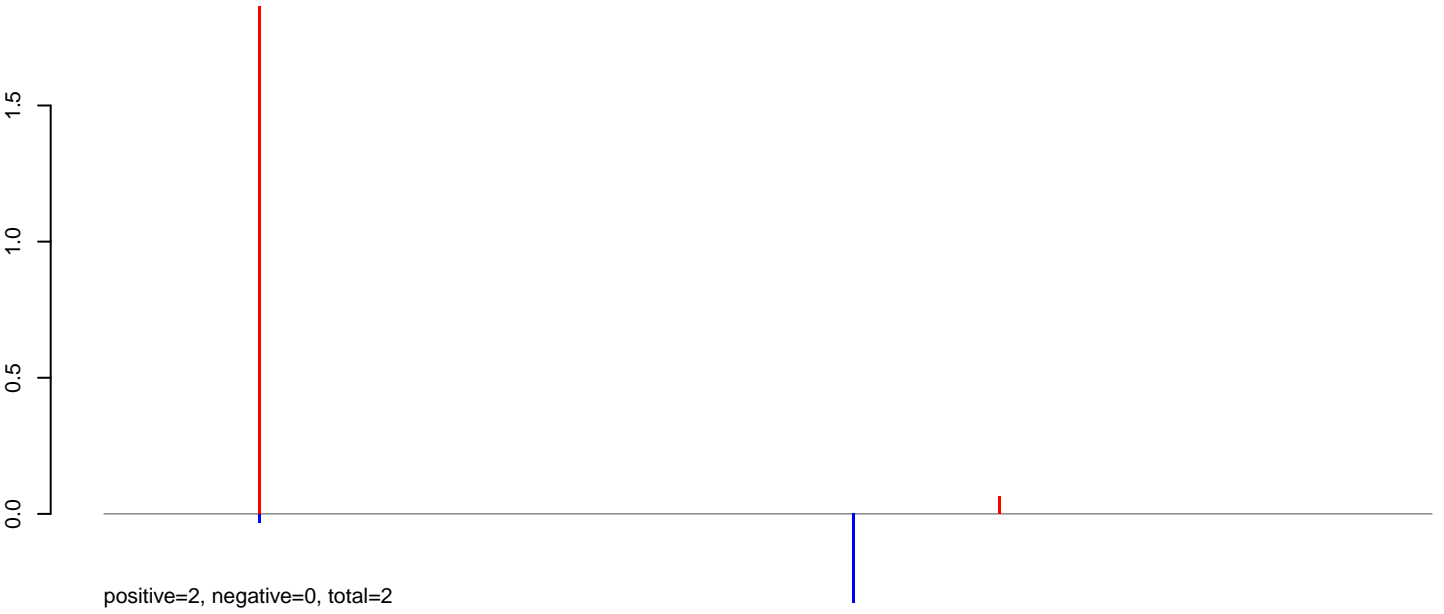
AeAeg_Aag2.TC.Dmem.24_35.rep




AeAeg_Aag2.TC.Dmem.rep



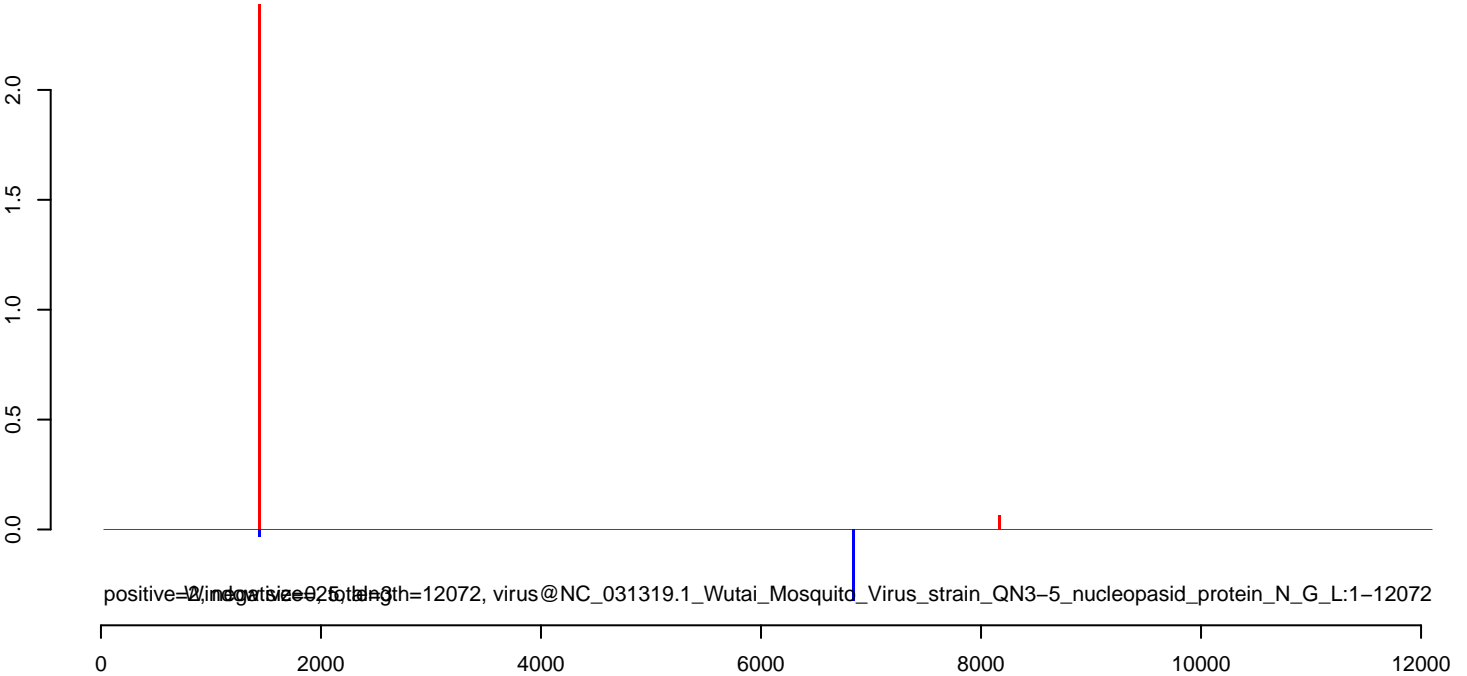
AeAeg_Aag2.TC.Dmem.18_23.rep




AeAeg_Aag2.TC.Dmem.24_35.rep




AeAeg_Aag2.TC.Dmem.rep



AeAeg_Aag2.TC.Dmem.18_23.rep



AeAeg_Aag2.TC.Dmem.24_35.rep




AeAeg_Aag2.TC.Dmem.rep




Window size=25, length=10893, virus@NC_027817.1-Parramatta_River_virus_isolate_92-B115745:1-10893

0 2000 4000 6000 8000 10000

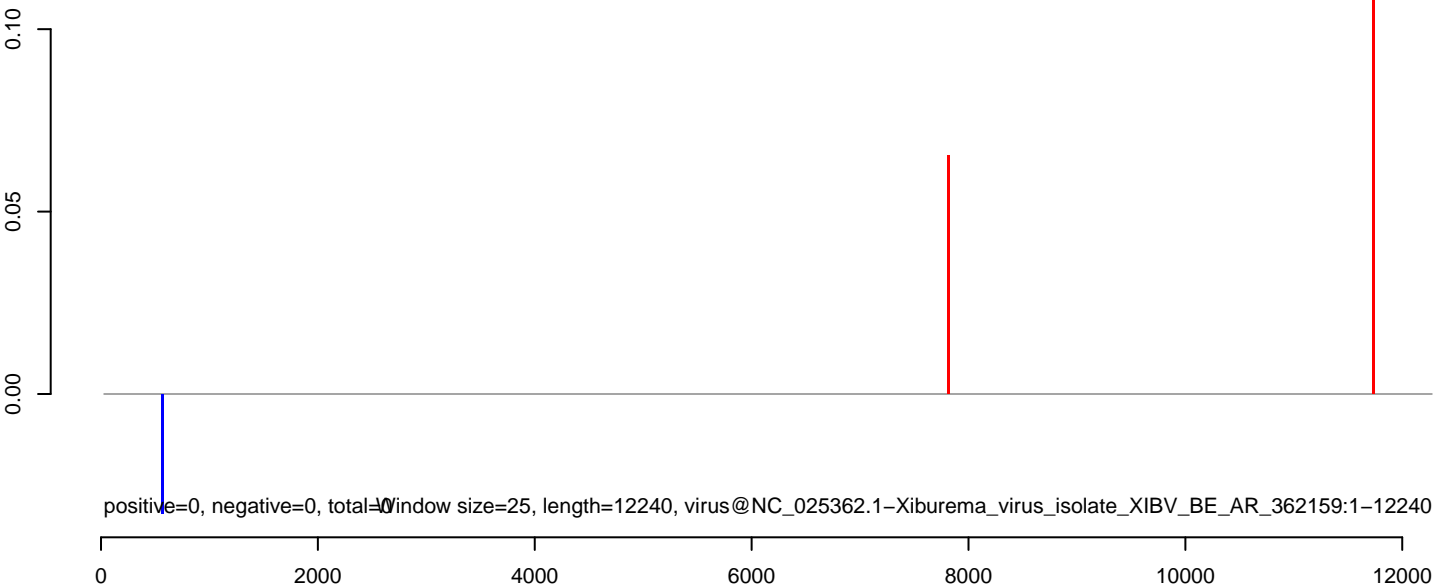
AeAeg_Aag2.TC.Dmem.18_23.rep




AeAeg_Aag2.TC.Dmem.24_35.rep




AeAeg_Aag2.TC.Dmem.rep



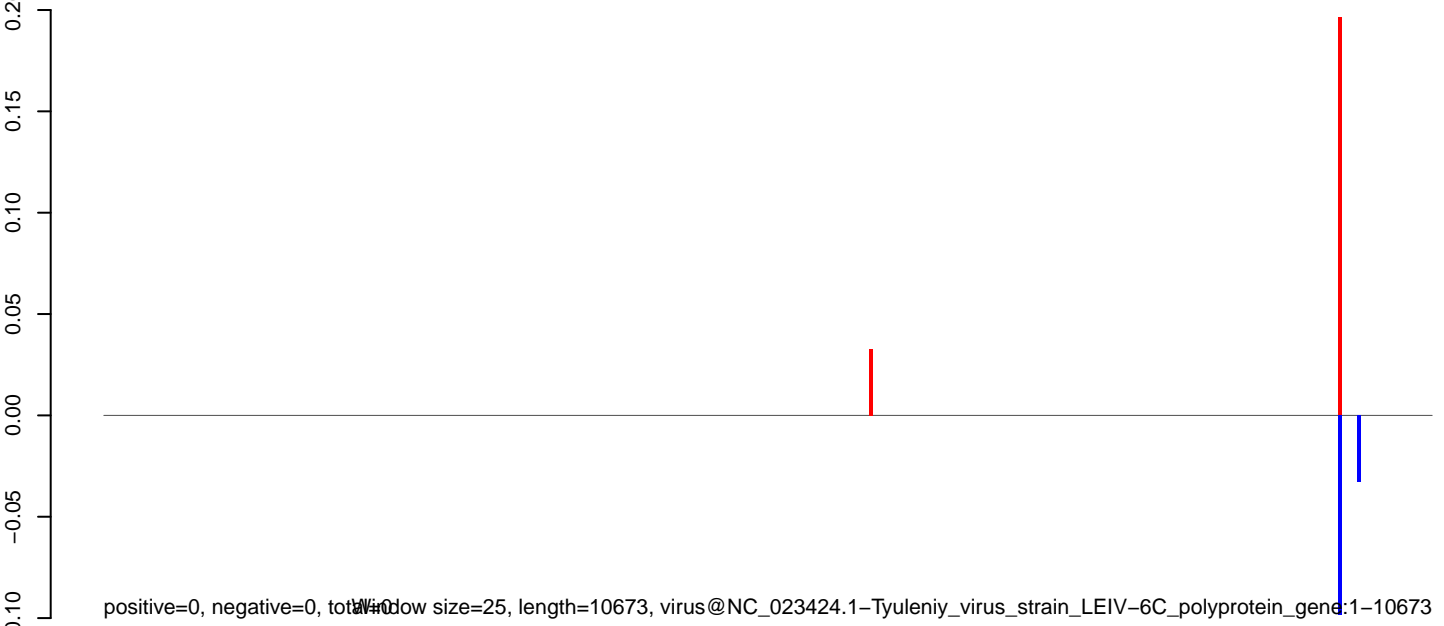
AeAeg_Aag2.TC.Dmem.18_23.rep




AeAeg_Aag2.TC.Dmem.24_35.rep




AeAeg_Aag2.TC.Dmem.rep




AeAeg_Aag2.TC.Dmem.18_23.rep




AeAeg_Aag2.TC.Dmem.24_35.rep




AeAeg_Aag2.TC.Dmem.rep



AeAeg_Aag2.TC.Dmem.18_23.rep



AeAeg_Aag2.TC.Dmem.24_35.rep




AeAeg_Aag2.TC.Dmem.rep




0 2000 4000 6000 8000 10000

AeAeg_Aag2.TC.Dmem.18_23.rep



AeAeg_Aag2.TC.Dmem.24_35.rep




AeAeg_Aag2.TC.Dmem.rep




Window size=25, length=10794, virus@NC_012532.1-Zika_virus_isolate_ZIKV_Monkey_Uganda_MR766_1947:1-10794

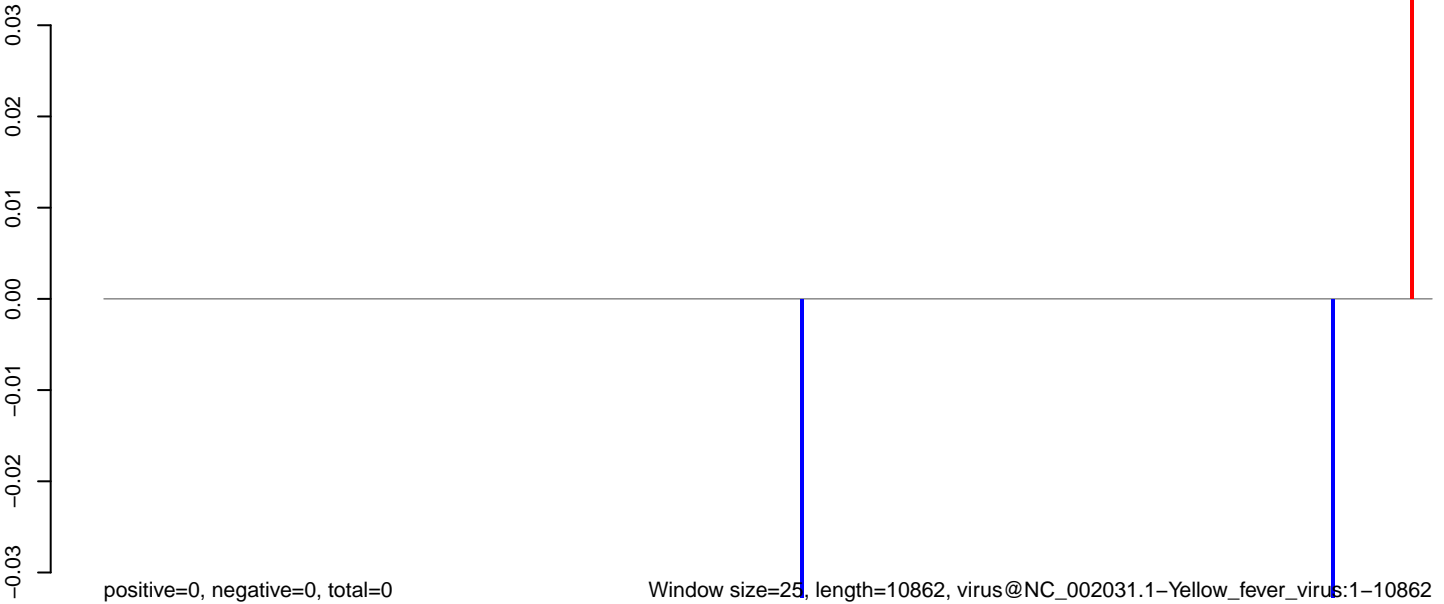
AeAeg_Aag2.TC.Dmem.18_23.rep



AeAeg_Aag2.TC.Dmem.24_35.rep




AeAeg_Aag2.TC.Dmem.rep




0 2000 4000 6000 8000 10000

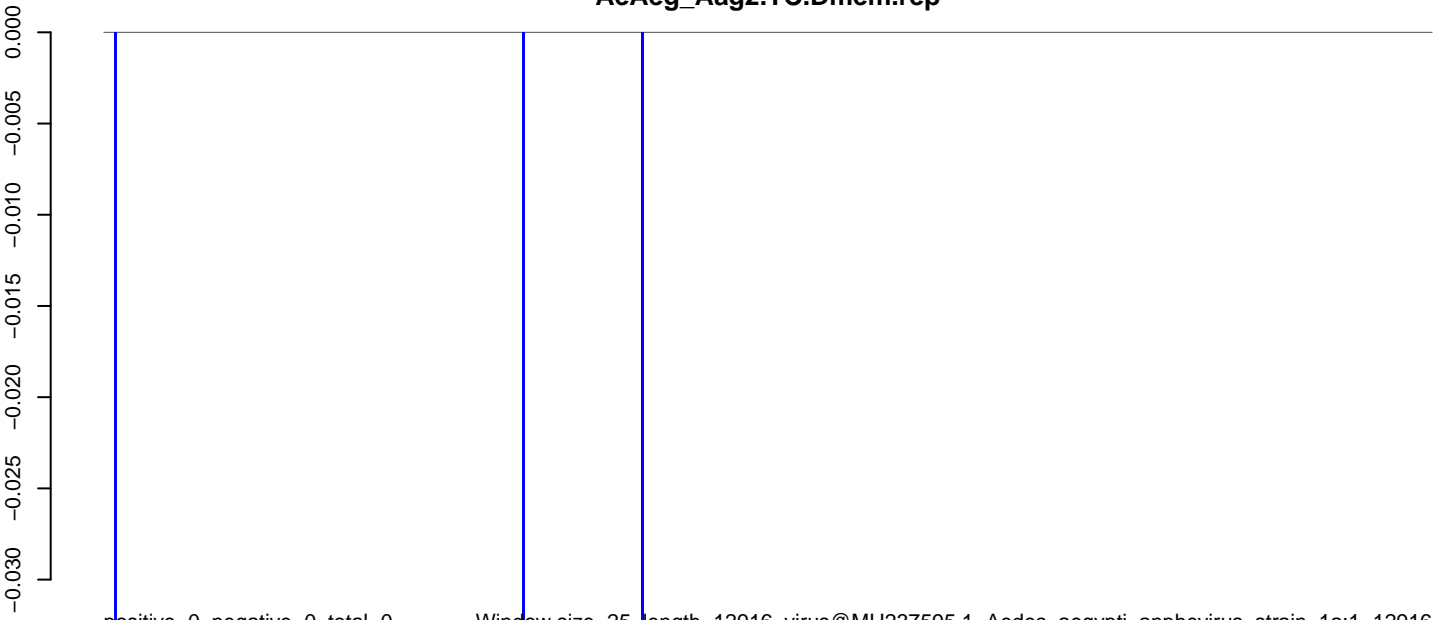
AeAeg_Aag2.TC.Dmem.18_23.rep



AeAeg_Aag2.TC.Dmem.24_35.rep




AeAeg_Aag2.TC.Dmem.rep




0 2000 4000 6000 8000 10000 12000


AeAeg_Aag2.TC.Dmem.18_23.rep



AeAeg_Aag2.TC.Dmem.24_35.rep




AeAeg_Aag2.TC.Dmem.rep




Window size=25, length=10749, virus@KX669682.1-Calbertado_virus_isolate_Cal_mos_2_polyprotein_gene:1-10749

0 2000 4000 6000 8000 10000

AeAeg_Aag2.TC.Dmem.18_23.rep



AeAeg_Aag2.TC.Dmem.24_35.rep



AeAeg_Aag2.TC.Dmem.rep




0 2000 4000 6000 8000 10000


AeAeg_Aag2.TC.Dmem.18_23.rep



AeAeg_Aag2.TC.Dmem.24_35.rep




AeAeg_Aag2.TC.Dmem.rep



bow size=35, length=11964, uc=4, uc2=52 47992.1-Una_virus_non_structural_polyprotein_gene_partial_cds_and_structural_polyprotein_ge:1-11964

0 2000 4000 6000 8000 10000 12000


AeAeg_Aag2.TC.Dmem.18_23.rep



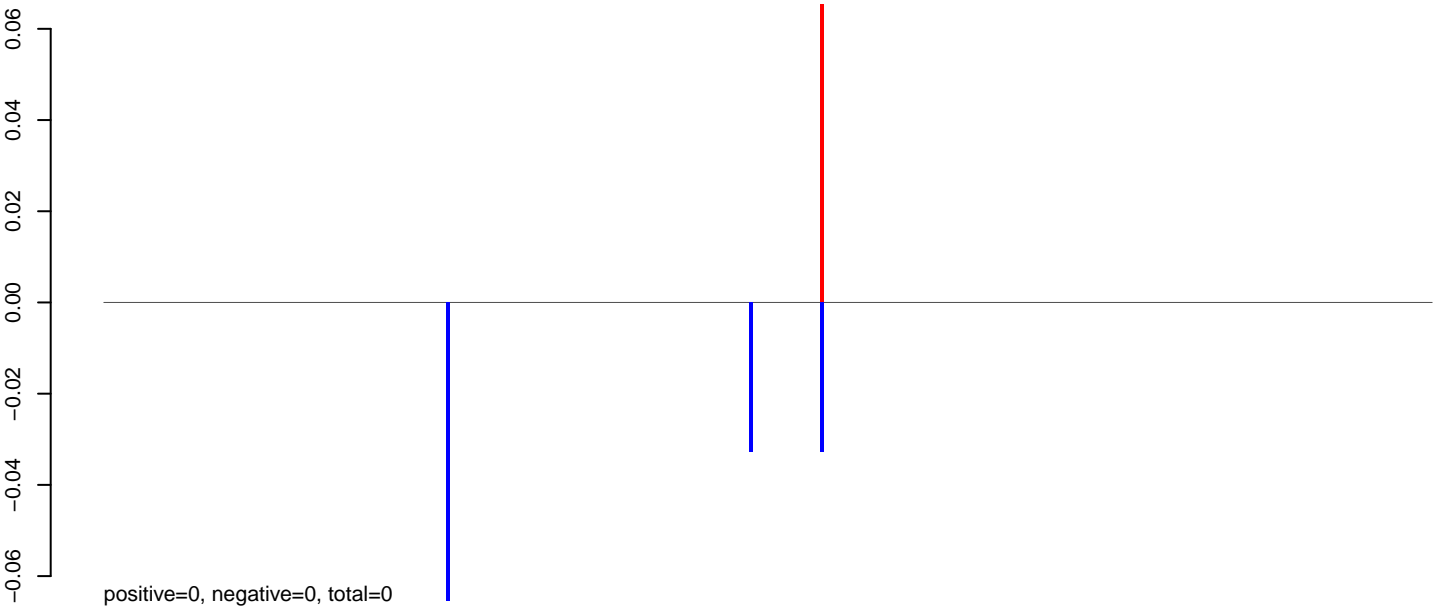
AeAeg_Aag2.TC.Dmem.24_35.rep




AeAeg_Aag2.TC.Dmem.rep



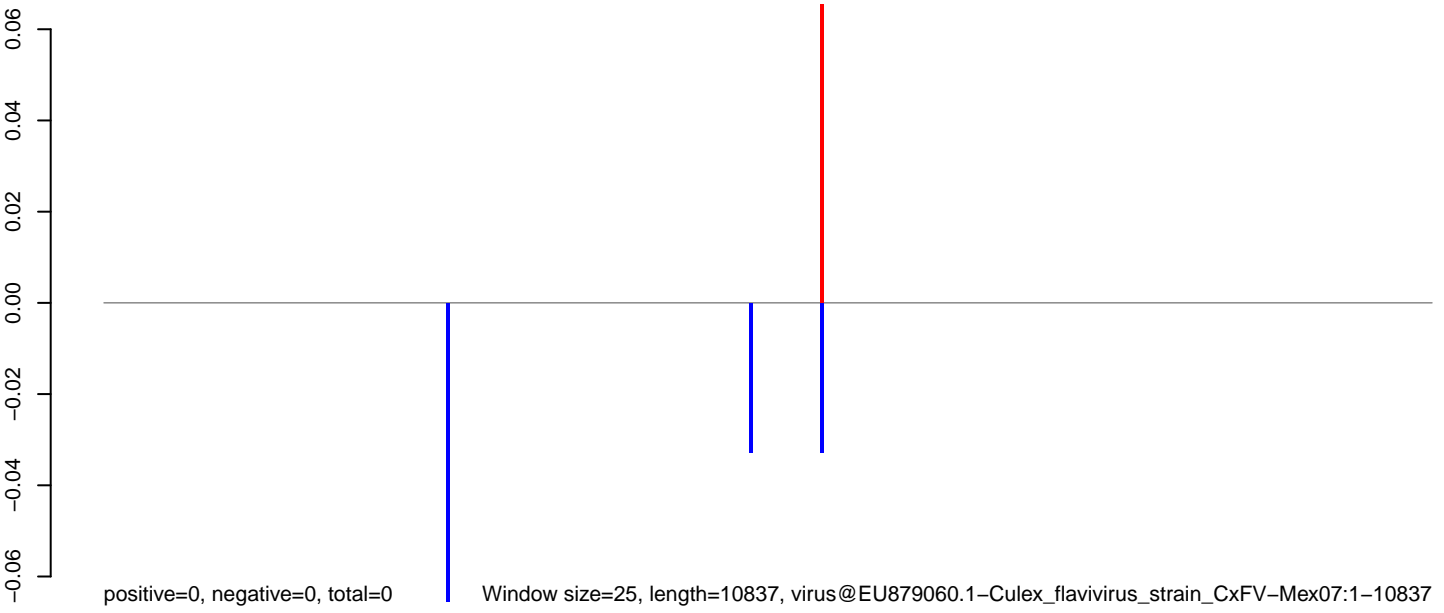
AeAeg_Aag2.TC.Dmem.18_23.rep



AeAeg_Aag2.TC.Dmem.24_35.rep




AeAeg_Aag2.TC.Dmem.rep




Window size=25, length=10837, virus@EU879060.1-Culex_flavivirus_strain_CxFV-Mex07:1-10837

0 2000 4000 6000 8000 10000

AeAeg_Aag2.TC.Dmem.18_23.rep



AeAeg_Aag2.TC.Dmem.24_35.rep




AeAeg_Aag2.TC.Dmem.rep




positive=0, negative=0, total=0, window size=25, length=10254, virus@DQ235149.1-Royal_Farm_virus_from_Afghanistan_polyprotein_gene:1-10254

0 2000 4000 6000 8000 10000


AeAeg_Aag2.TC.Dmem.18_23.rep




AeAeg_Aag2.TC.Dmem.24_35.rep




AeAeg_Aag2.TC.Dmem.rep




AeAeg_Aag2.TC.Dmem.18_23.rep



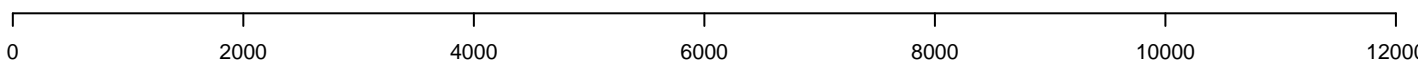
AeAeg_Aag2.TC.Dmem.24_35.rep




AeAeg_Aag2.TC.Dmem.rep




Window size=25, length=11503, virus@NC_035132.1_Culex_rhabdo-like_virus_strain_mosWSB71420:1-11503



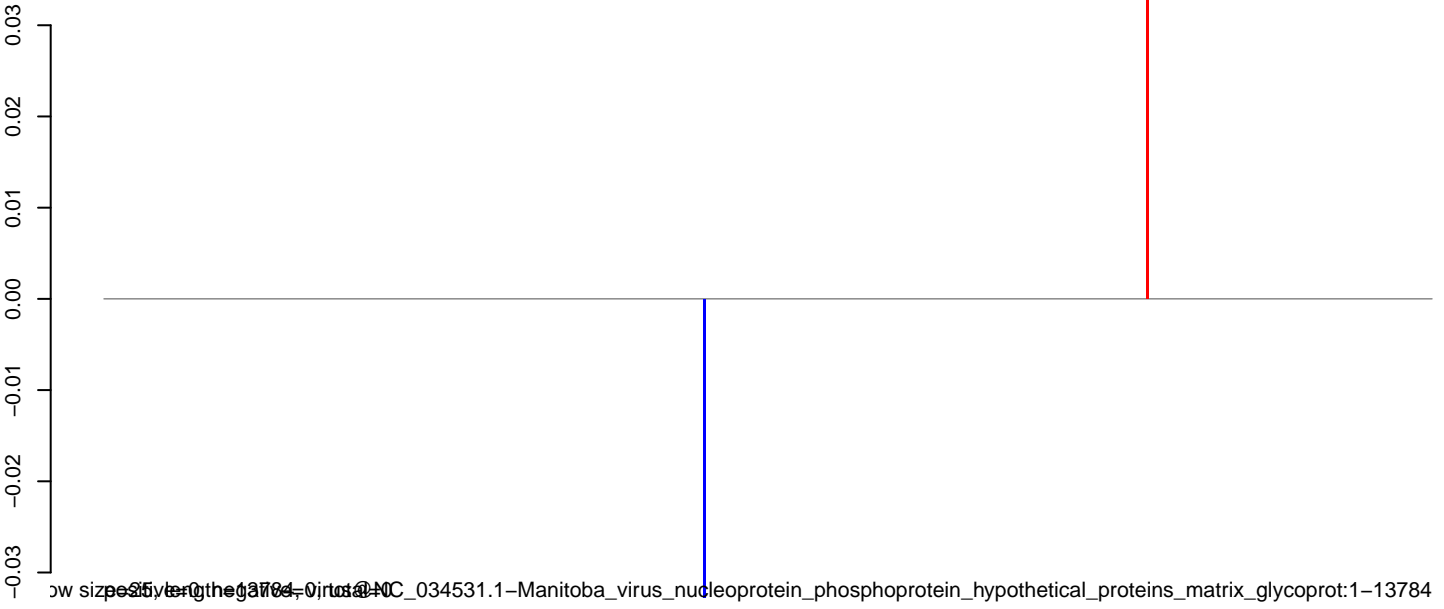
AeAeg_Aag2.TC.Dmem.18_23.rep



AeAeg_Aag2.TC.Dmem.24_35.rep




AeAeg_Aag2.TC.Dmem.rep




bow size=25, length=13784, int=0, NC_034531.1-Manitoba_virus_nucleoprotein_phosphoprotein_hypothetical_proteins_matrix_glycoprot:1-13784

0 2000 4000 6000 8000 10000 12000 14000

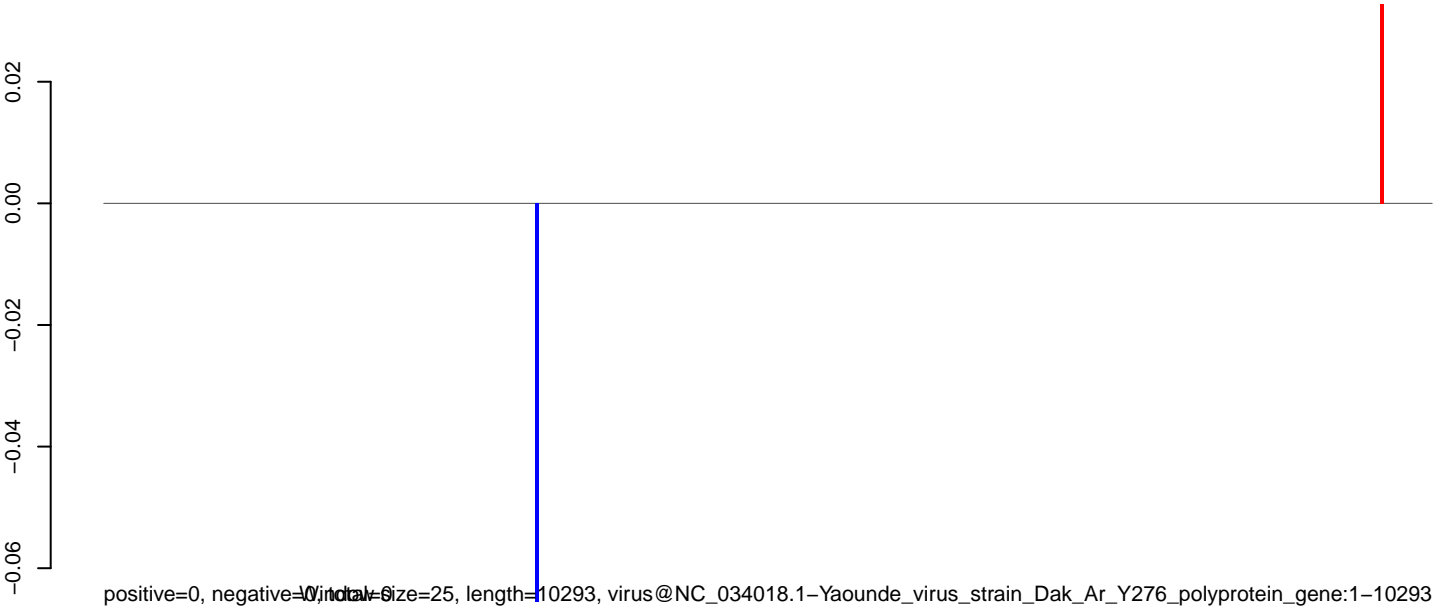
AeAeg_Aag2.TC.Dmem.18_23.rep



AeAeg_Aag2.TC.Dmem.24_35.rep



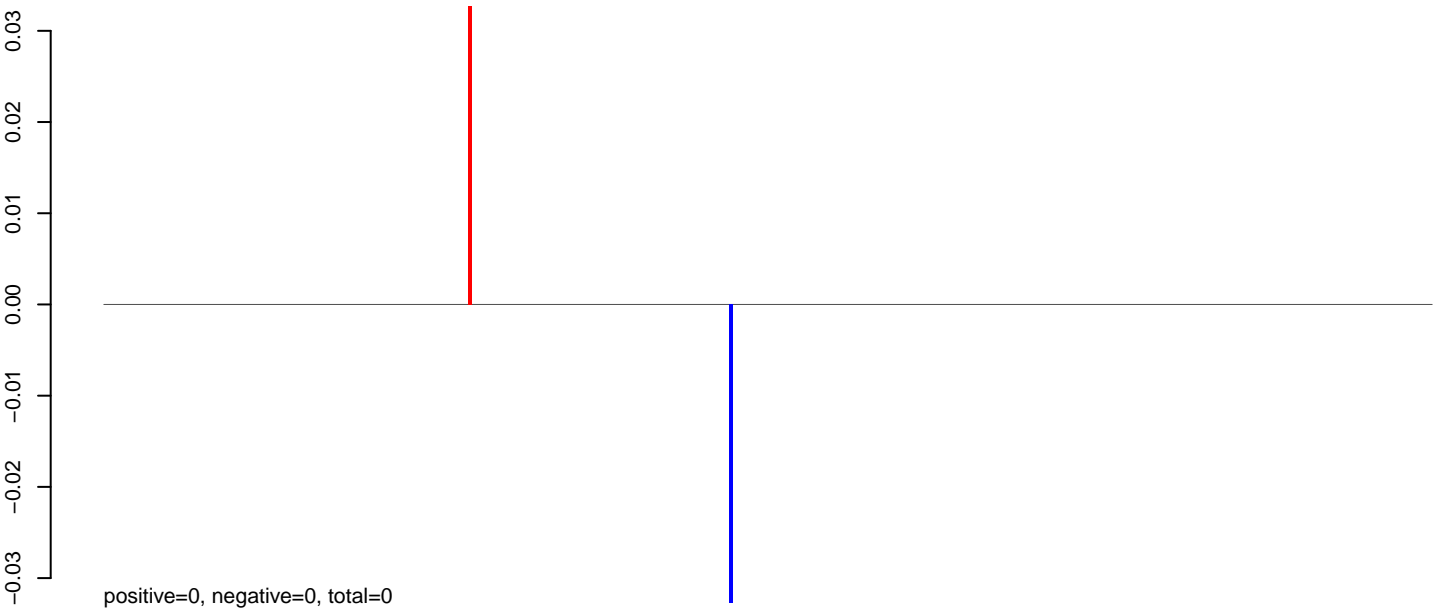
AeAeg_Aag2.TC.Dmem.rep




Window=6, total=6, length=10293, virus@NC_034018.1-Yaounde_virus_strain_Dak_Ar_Y276_polyprotein_gene:1-10293

0 2000 4000 6000 8000 10000

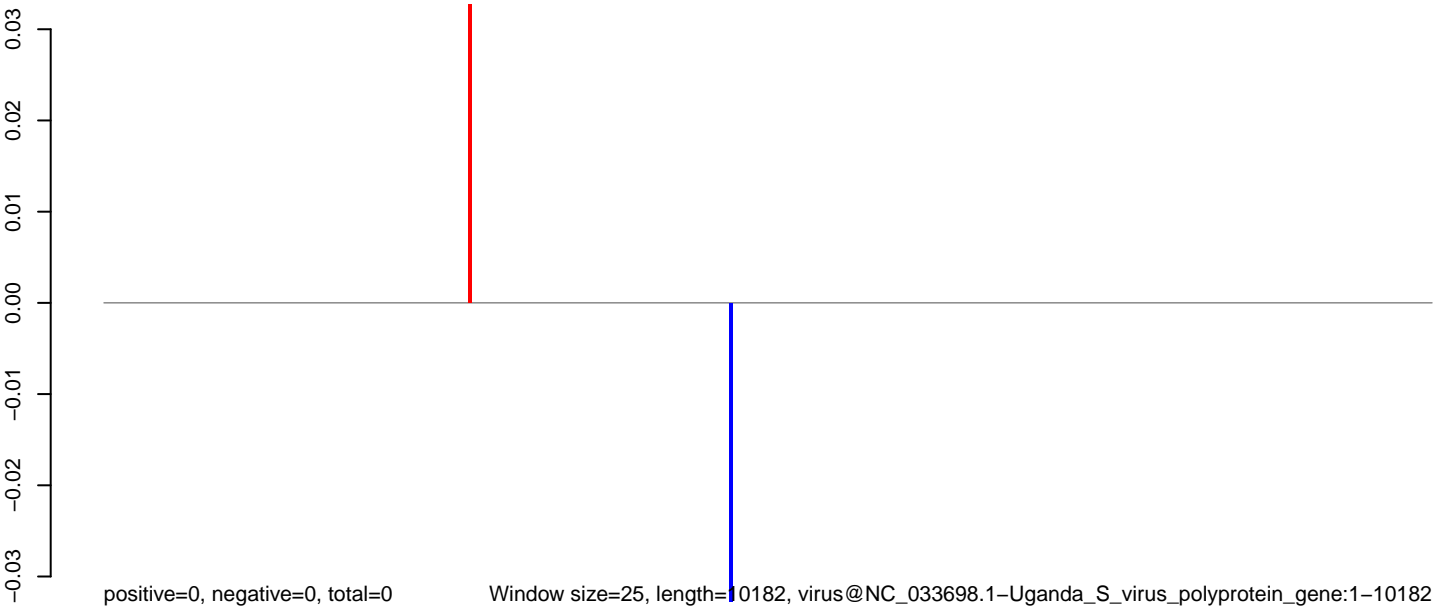
AeAeg_Aag2.TC.Dmem.18_23.rep



AeAeg_Aag2.TC.Dmem.24_35.rep

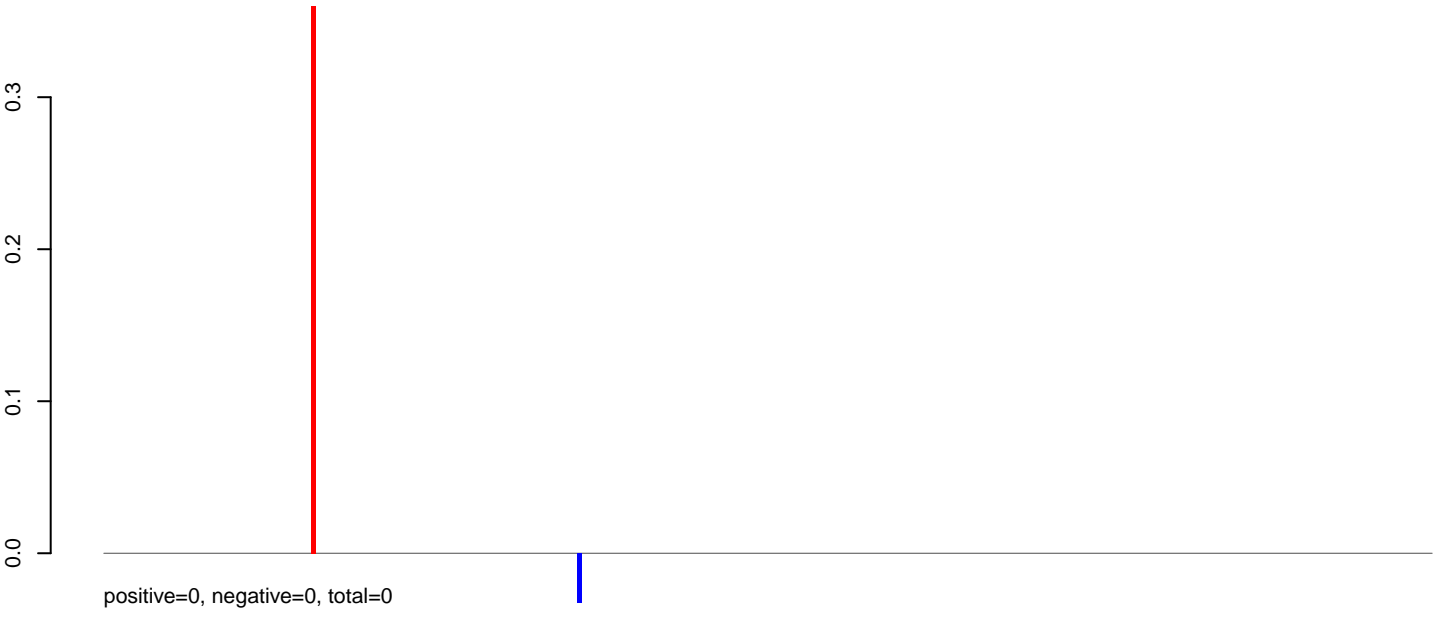


AeAeg_Aag2.TC.Dmem.rep




0 2000 4000 6000 8000 10000

AeAeg_Aag2.TC.Dmem.18_23.rep



AeAeg_Aag2.TC.Dmem.24_35.rep




AeAeg_Aag2.TC.Dmem.rep




033327.1-Hubei_chuvirus-like_virus_1_strain_QTM26249_RNA-dependent_RNA_polymerase_gene:1-6873

0 1000 2000 3000 4000 5000 6000 7000


AeAeg_Aag2.TC.Dmem.18_23.rep




AeAeg_Aag2.TC.Dmem.24_35.rep




AeAeg_Aag2.TC.Dmem.rep



AeAeg_Aag2.TC.Dmem.18_23.rep



AeAeg_Aag2.TC.Dmem.24_35.rep




AeAeg_Aag2.TC.Dmem.rep



Window size=25, length=10938, virus@NC_027819.1-Mercadeo_virus_isolate_ER-M10:1-10938


AeAeg_Aag2.TC.Dmem.18_23.rep



AeAeg_Aag2.TC.Dmem.24_35.rep



AeAeg_Aag2.TC.Dmem.rep




0 5000 10000 15000

AeAeg_Aag2.TC.Dmem.18_23.rep



AeAeg_Aag2.TC.Dmem.24_35.rep




AeAeg_Aag2.TC.Dmem.rep




Window size=25, length=10865, virus@NC_021069.1-Mosquito_flavivirus_isolate_LSFlaviV-A20-09:1-10865

0 2000 4000 6000 8000 10000

AeAeg_Aag2.TC.Dmem.18_23.rep



AeAeg_Aag2.TC.Dmem.24_35.rep




AeAeg_Aag2.TC.Dmem.rep




Window size=25, length=10943, virus@NC_018705.3-Ntaya_virus:1-10943

0 2000 4000 6000 8000 10000

AeAeg_Aag2.TC.Dmem.18_23.rep



AeAeg_Aag2.TC.Dmem.24_35.rep



AeAeg_Aag2.TC.Dmem.rep




Window size=25, length=14717, virus@NC_017685.1-Obodhiang_virus:1-14717

0 5000 10000 15000

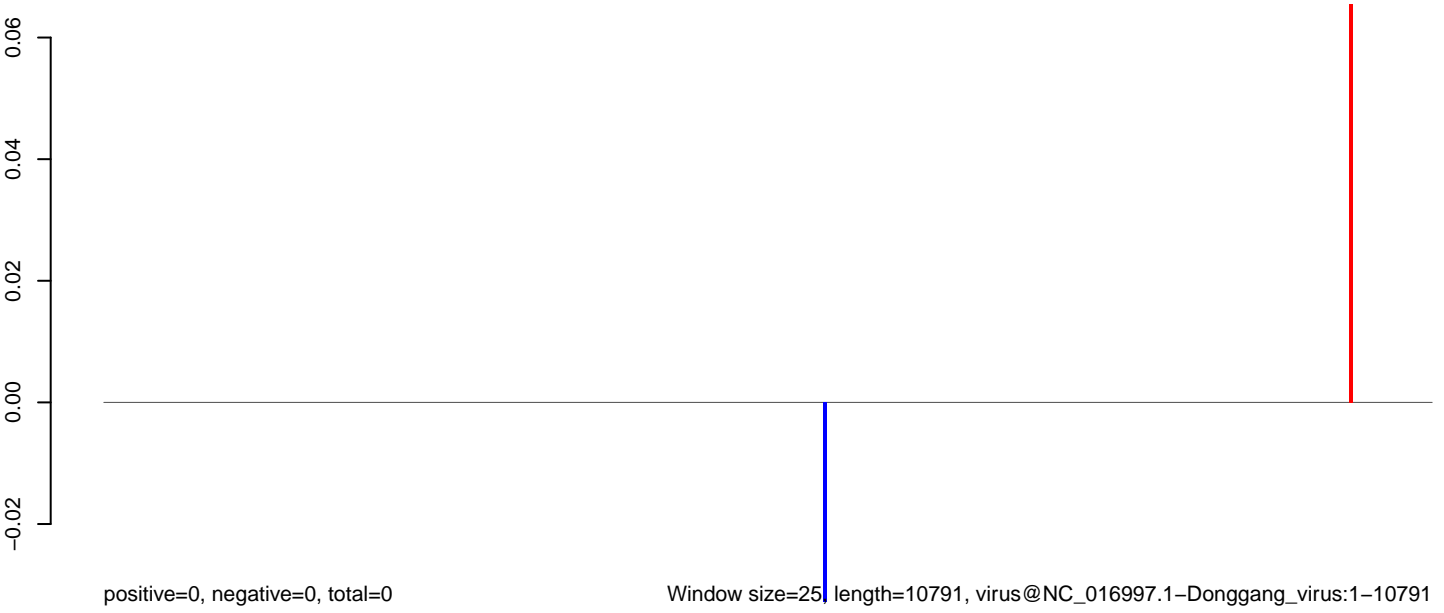
AeAeg_Aag2.TC.Dmem.18_23.rep



AeAeg_Aag2.TC.Dmem.24_35.rep




AeAeg_Aag2.TC.Dmem.rep




0 2000 4000 6000 8000 10000

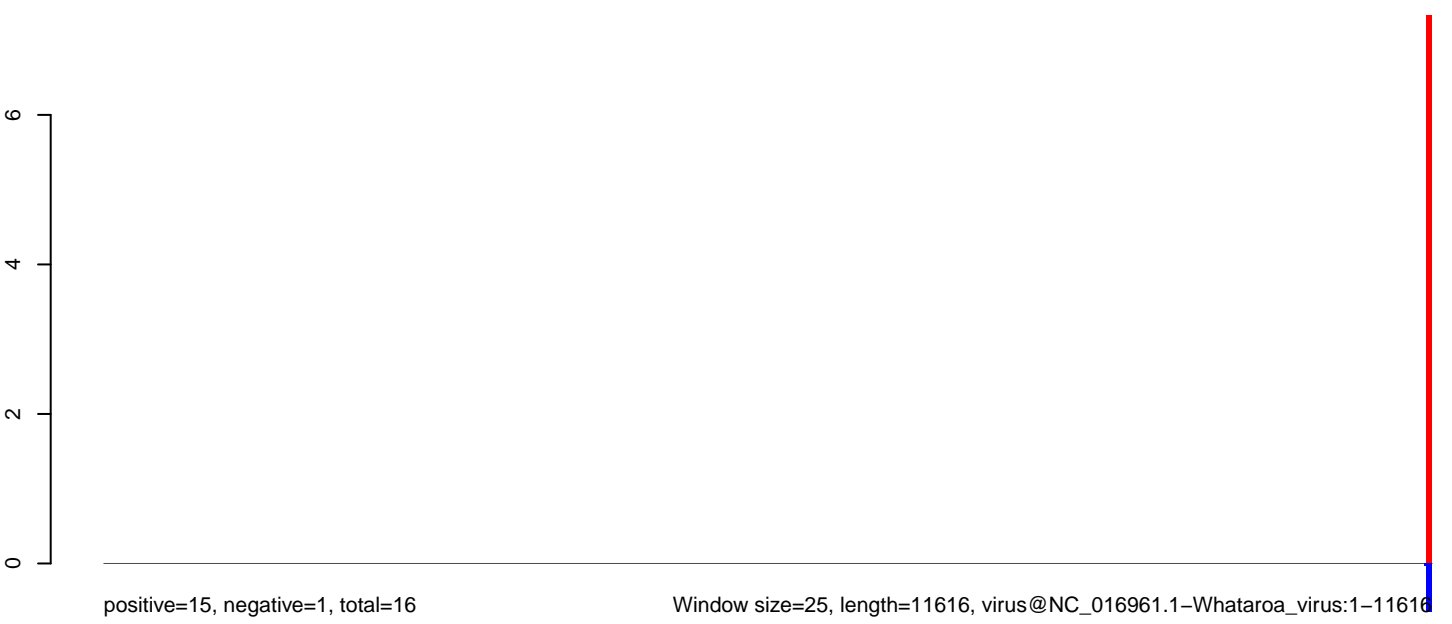
AeAeg_Aag2.TC.Dmem.18_23.rep



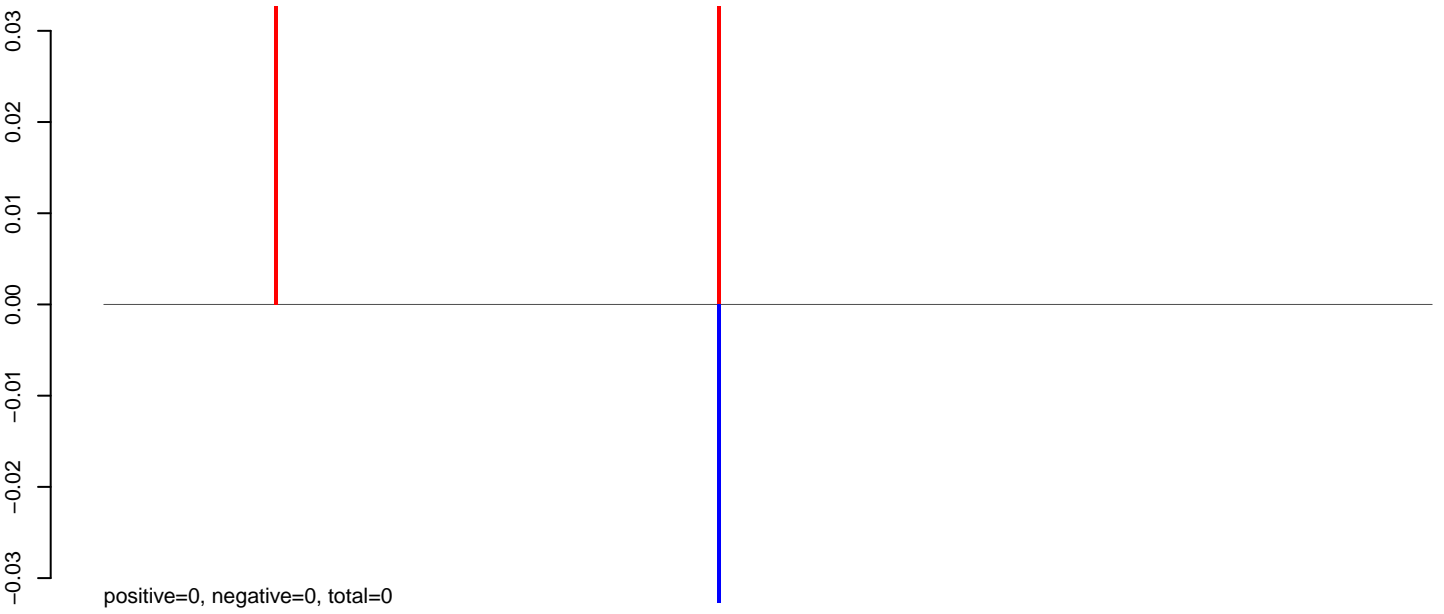
AeAeg_Aag2.TC.Dmem.24_35.rep




AeAeg_Aag2.TC.Dmem.rep



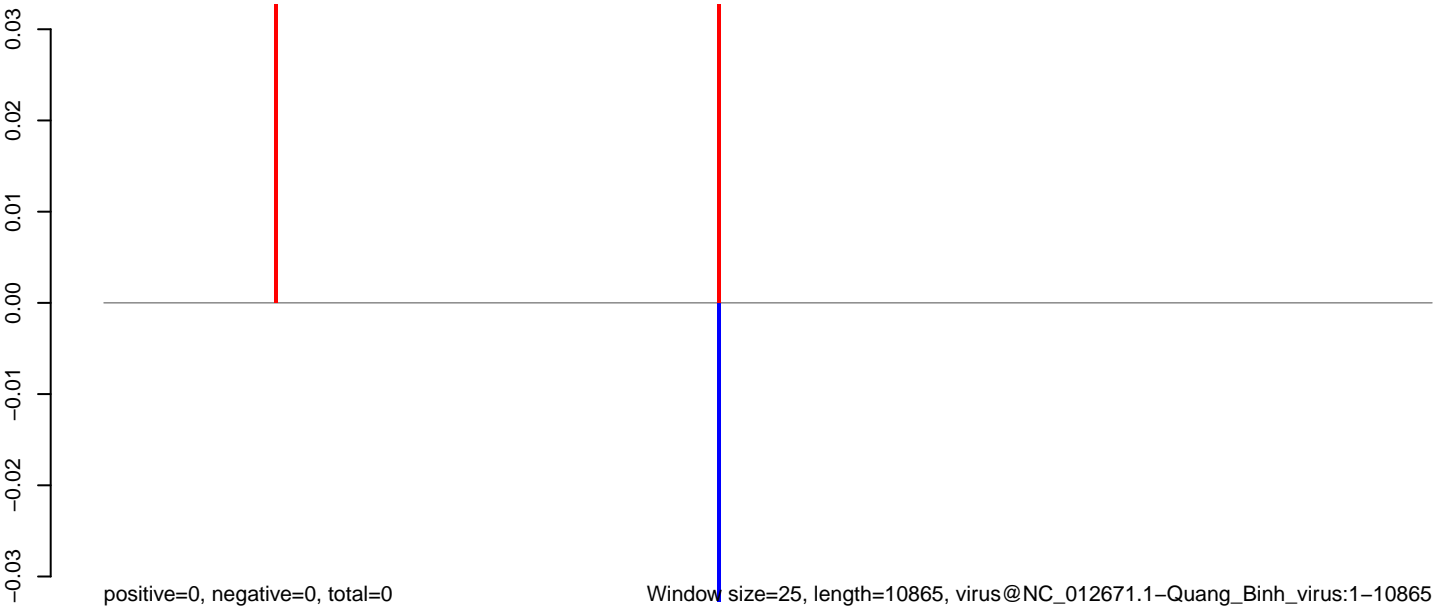
AeAeg_Aag2.TC.Dmem.18_23.rep



AeAeg_Aag2.TC.Dmem.24_35.rep



AeAeg_Aag2.TC.Dmem.rep




0 2000 4000 6000 8000 10000

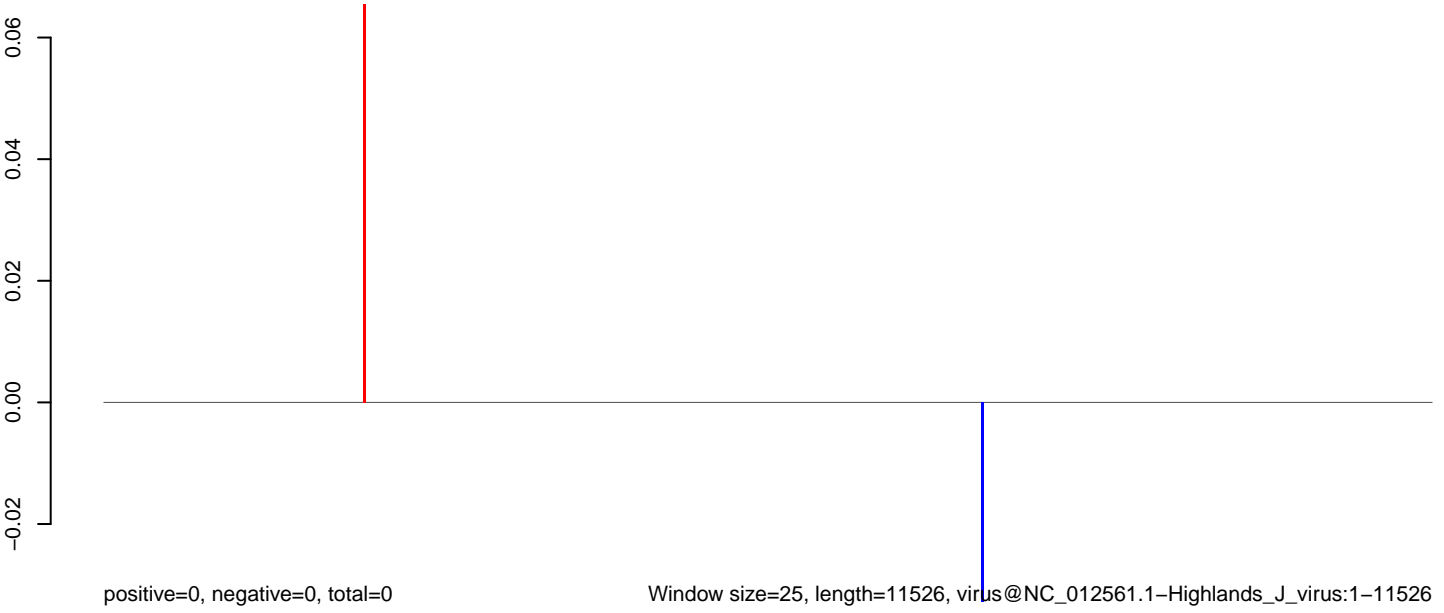
AeAeg_Aag2.TC.Dmem.18_23.rep



AeAeg_Aag2.TC.Dmem.24_35.rep




AeAeg_Aag2.TC.Dmem.rep




Window size=25, length=11526, virus@NC_012561.1-Highlands_J_virus:1-11526

0 2000 4000 6000 8000 10000 12000


AeAeg_Aag2.TC.Dmem.18_23.rep



AeAeg_Aag2.TC.Dmem.24_35.rep




AeAeg_Aag2.TC.Dmem.rep




Window size=25, length=10723, virus@NC_012533.1-Kedougou_virus:1-10723

0 2000 4000 6000 8000 10000

AeAeg_Aag2.TC.Dmem.18_23.rep



AeAeg_Aag2.TC.Dmem.24_35.rep




AeAeg_Aag2.TC.Dmem.rep




0 2000 4000 6000 8000 10000


AeAeg_Aag2.TC.Dmem.18_23.rep




AeAeg_Aag2.TC.Dmem.24_35.rep




AeAeg_Aag2.TC.Dmem.rep



AeAeg_Aag2.TC.Dmem.18_23.rep



AeAeg_Aag2.TC.Dmem.24_35.rep




AeAeg_Aag2.TC.Dmem.rep




Window size=25, length=10685, virus@NC_004355.1-Alkhurma_virus:1-10685

0 2000 4000 6000 8000 10000

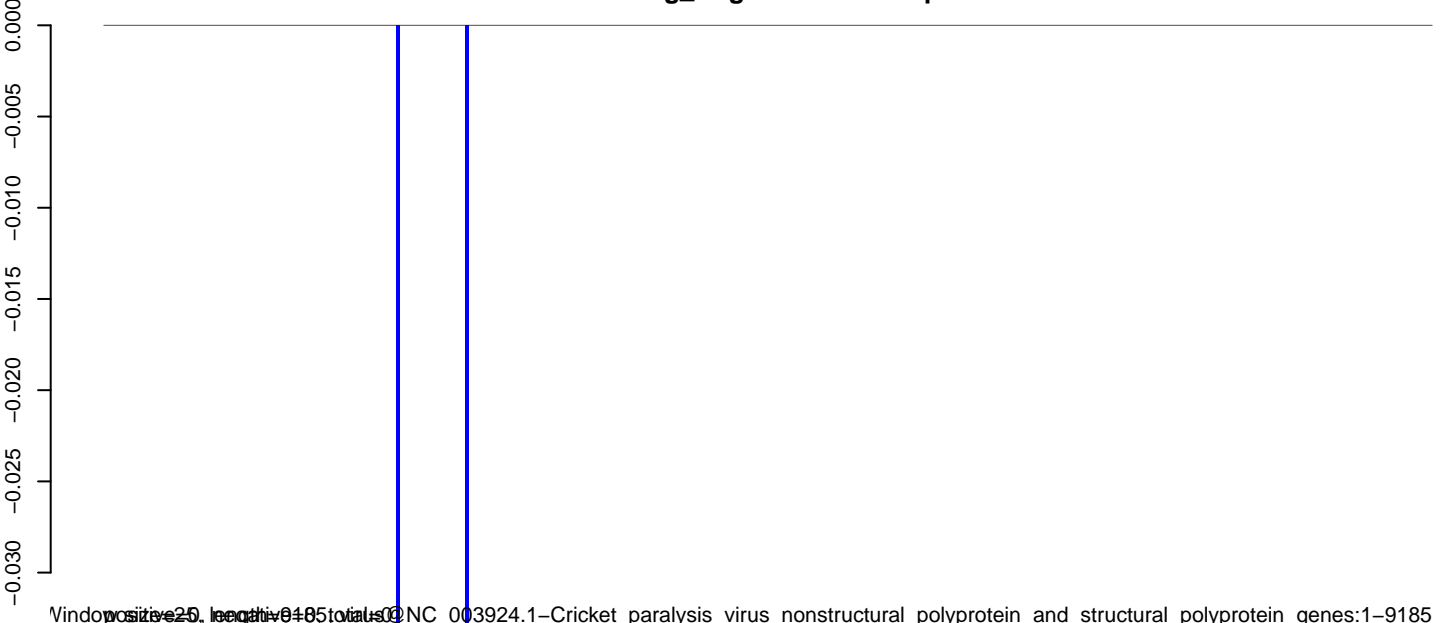
AeAeg_Aag2.TC.Dmem.18_23.rep



AeAeg_Aag2.TC.Dmem.24_35.rep




AeAeg_Aag2.TC.Dmem.rep




Vindopurine-25, length=6485, total=0 NC_003924.1-Cricket_paralysis_virus_nonstructural_polyprotein_and_structural_polyprotein_genes:1-9185

0 2000 4000 6000 8000

AeAeg_Aag2.TC.Dmem.18_23.rep



AeAeg_Aag2.TC.Dmem.24_35.rep




AeAeg_Aag2.TC.Dmem.rep




Window size=25, length=11444, virus@NC_001449.1-Venezuelan_equine_encephalitis_virus:1-11444

0 2000 4000 6000 8000 10000

AeAeg_Aag2.TC.Dmem.18_23.rep



AeAeg_Aag2.TC.Dmem.24_35.rep




AeAeg_Aag2.TC.Dmem.rep




Window size=25, length=12195, virus@MG747536.1_Oropouche_virus_isolate_BeAr_136921_segment_S_M_L_1-12195

0 2000 4000 6000 8000 10000 12000

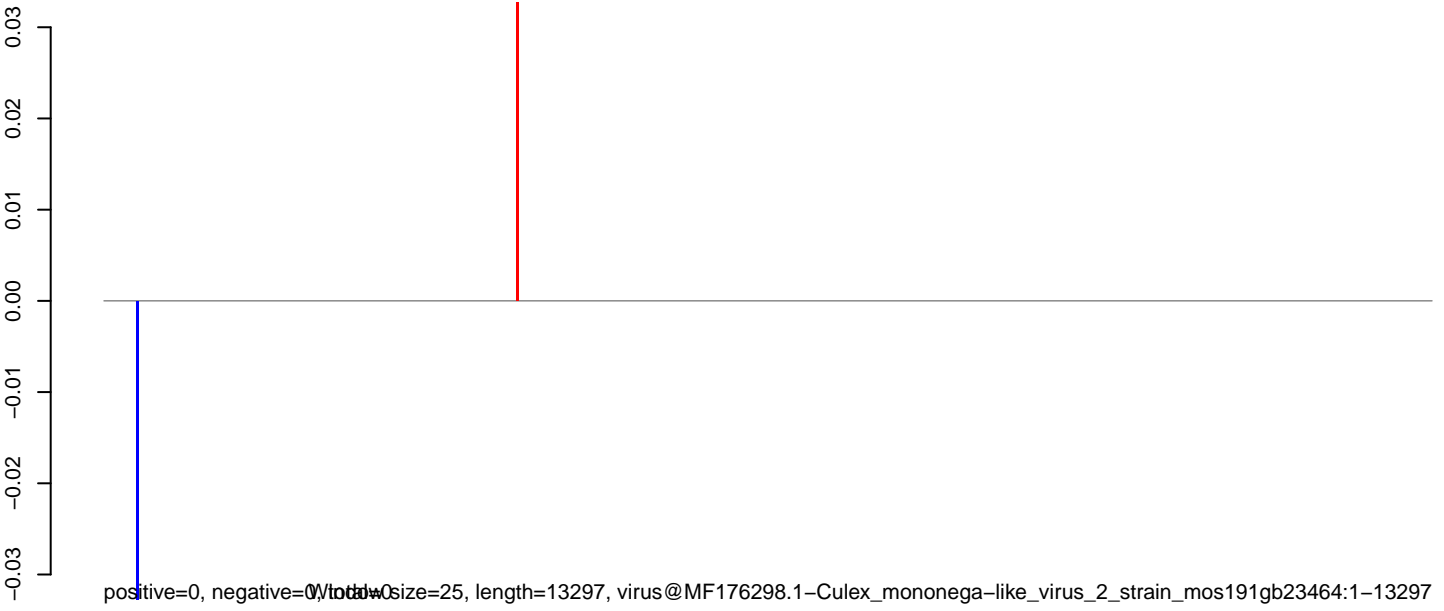
AeAeg_Aag2.TC.Dmem.18_23.rep



AeAeg_Aag2.TC.Dmem.24_35.rep




AeAeg_Aag2.TC.Dmem.rep




Window size=25, length=13297, virus@MF176298.1-Culex_mononega-like_virus_2_strain_mos191gb23464:1-13297


AeAeg_Aag2.TC.Dmem.18_23.rep



AeAeg_Aag2.TC.Dmem.24_35.rep




AeAeg_Aag2.TC.Dmem.rep




0 2000 4000 6000 8000 10000 12000


AeAeg_Aag2.TC.Dmem.18_23.rep



AeAeg_Aag2.TC.Dmem.24_35.rep




AeAeg_Aag2.TC.Dmem.rep



ze=25012237 positives@1656804.1-Tataguine_virus_segment_S_plus_segment_M_plus_segment_L_nucleocapsid_protein_gene:1-12237

0 2000 4000 6000 8000 10000 12000

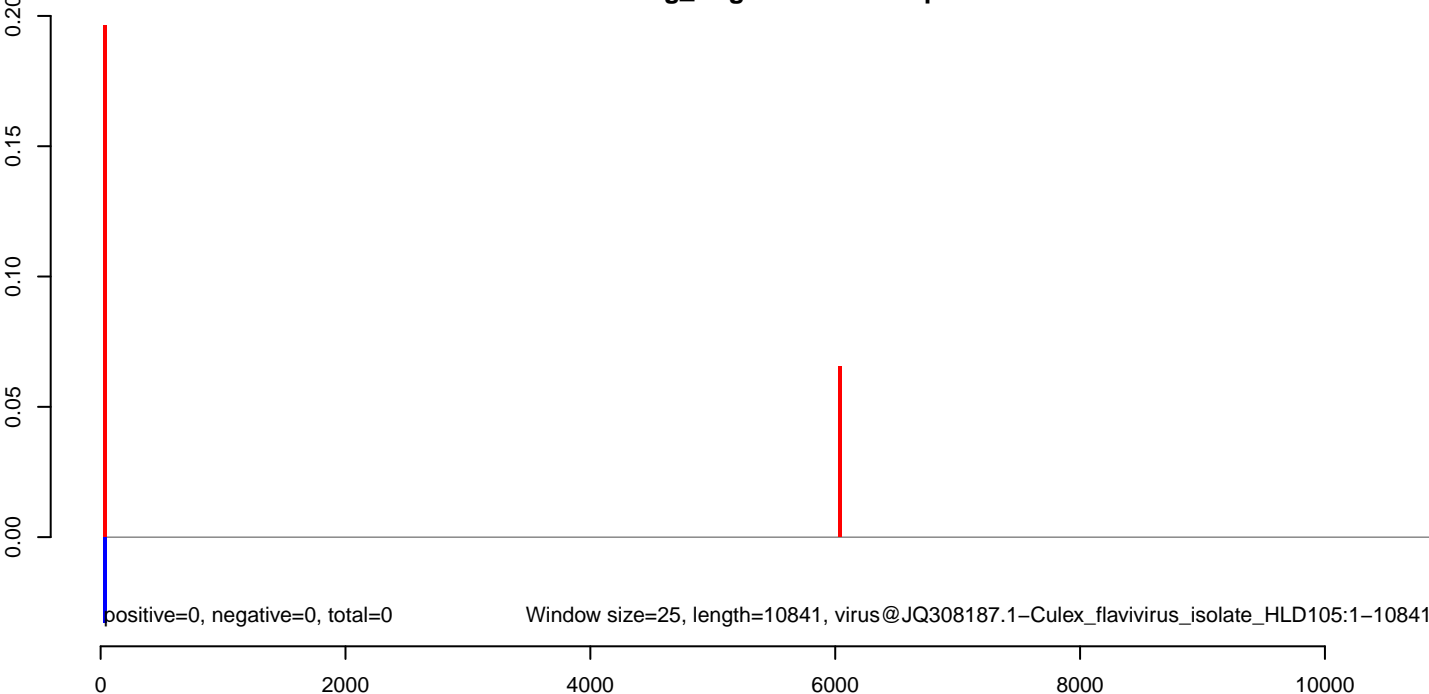
AeAeg_Aag2.TC.Dmem.18_23.rep




AeAeg_Aag2.TC.Dmem.24_35.rep




AeAeg_Aag2.TC.Dmem.rep



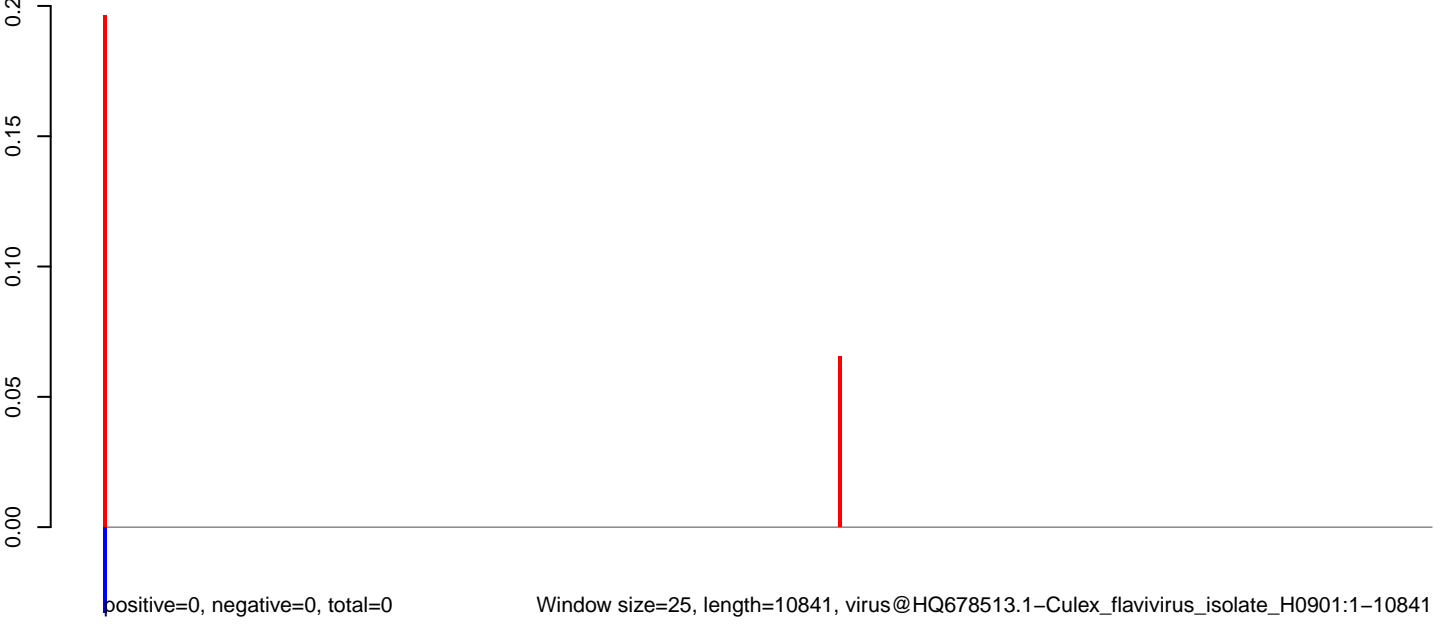
AeAeg_Aag2.TC.Dmem.18_23.rep



AeAeg_Aag2.TC.Dmem.24_35.rep




AeAeg_Aag2.TC.Dmem.rep




Window size=25, length=10841, virus@HQ678513.1-Culex_flavivirus_isolate_H0901:1-10841

0 2000 4000 6000 8000 10000

AeAeg_Aag2.TC.Dmem.18_23.rep



AeAeg_Aag2.TC.Dmem.24_35.rep




AeAeg_Aag2.TC.Dmem.rep




Window size=25, length=10774, virus@HM055369.1-Kyasanur_forest_disease_virus_strain_KFD_P_9605:1-10774

0 2000 4000 6000 8000 10000


AeAeg_Aag2.TC.Dmem.18_23.rep



AeAeg_Aag2.TC.Dmem.24_35.rep




AeAeg_Aag2.TC.Dmem.rep




0 2000 4000 6000 8000 10000

AeAeg_Aag2.TC.Dmem.18_23.rep



AeAeg_Aag2.TC.Dmem.24_35.rep

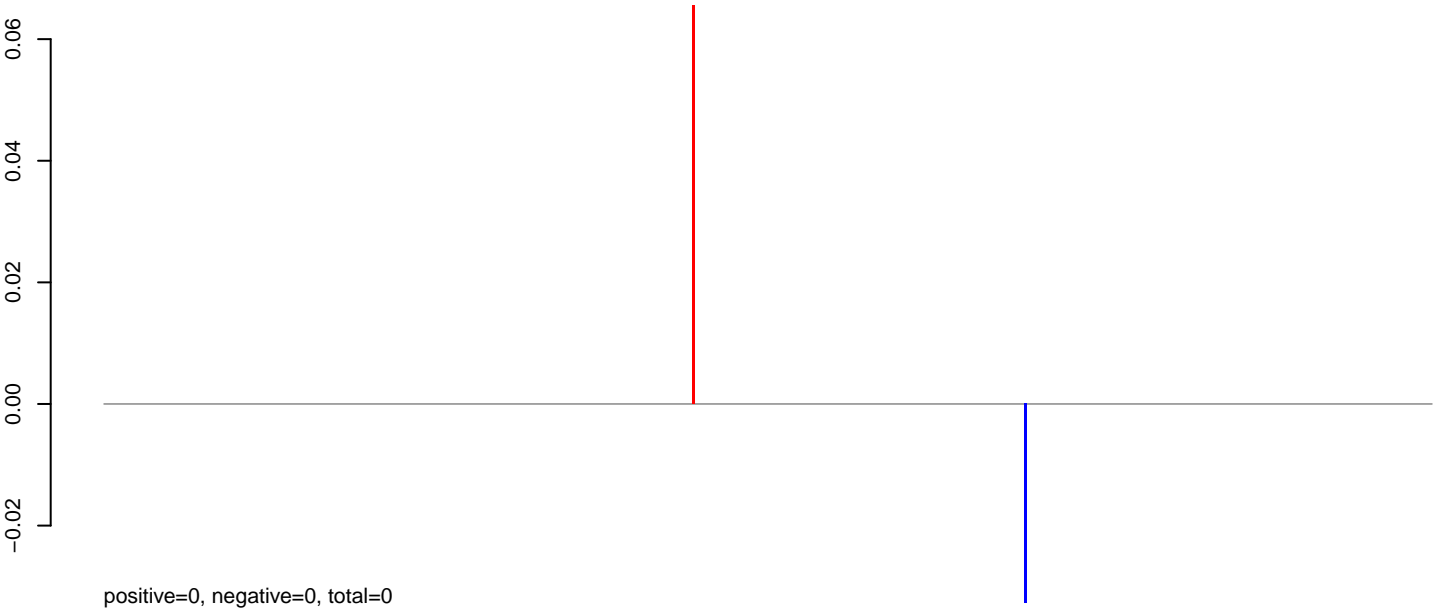


AeAeg_Aag2.TC.Dmem.rep




0 200 400 600 800 1000

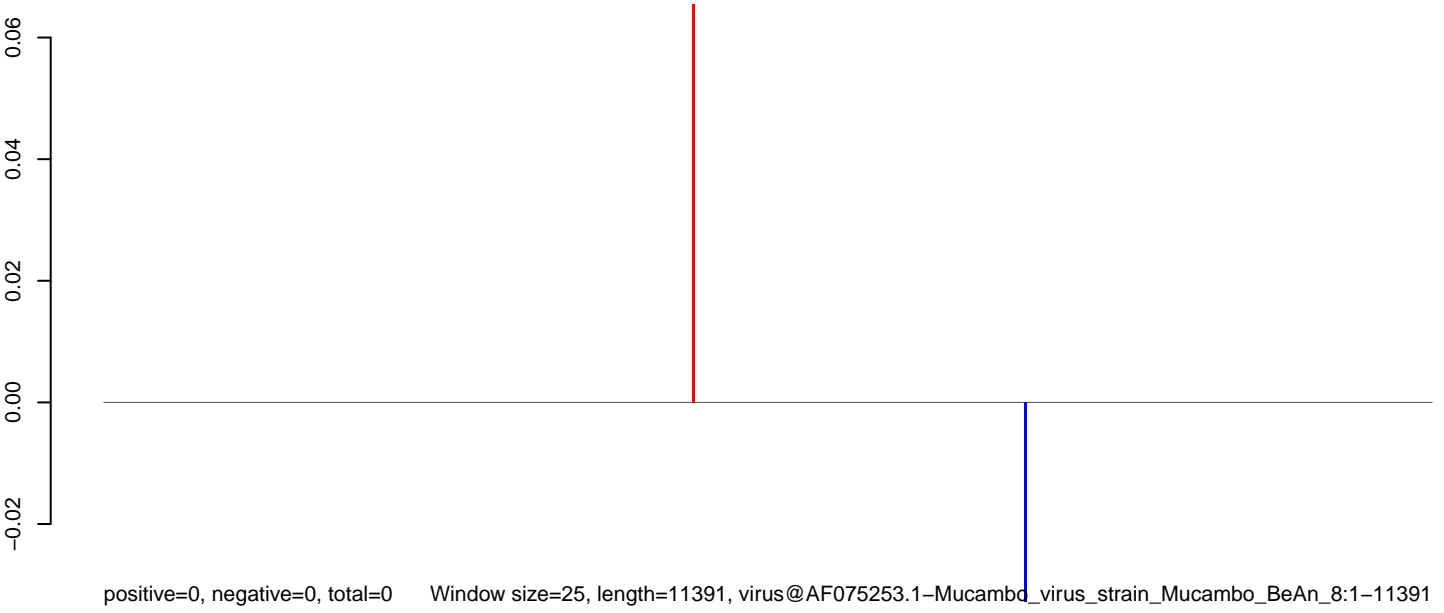
AeAeg_Aag2.TC.Dmem.18_23.rep



AeAeg_Aag2.TC.Dmem.24_35.rep




AeAeg_Aag2.TC.Dmem.rep




Window size=25, length=11391, virus@AF075253.1-Mucambo_virus_strain_Mucambo_BeAn_8:1-11391

0 2000 4000 6000 8000 10000


AeAeg_Aag2.TC.Dmem.18_23.rep




AeAeg_Aag2.TC.Dmem.24_35.rep




AeAeg_Aag2.TC.Dmem.rep




AeAeg_Aag2.TC.Dmem.18_23.rep



AeAeg_Aag2.TC.Dmem.24_35.rep




AeAeg_Aag2.TC.Dmem.rep



Window size=25, length=10867, virus@NC_035124.1_Culex_negev-like_virus_1_strain_mosWSX37710:1-10867

0 2000 4000 6000 8000 10000

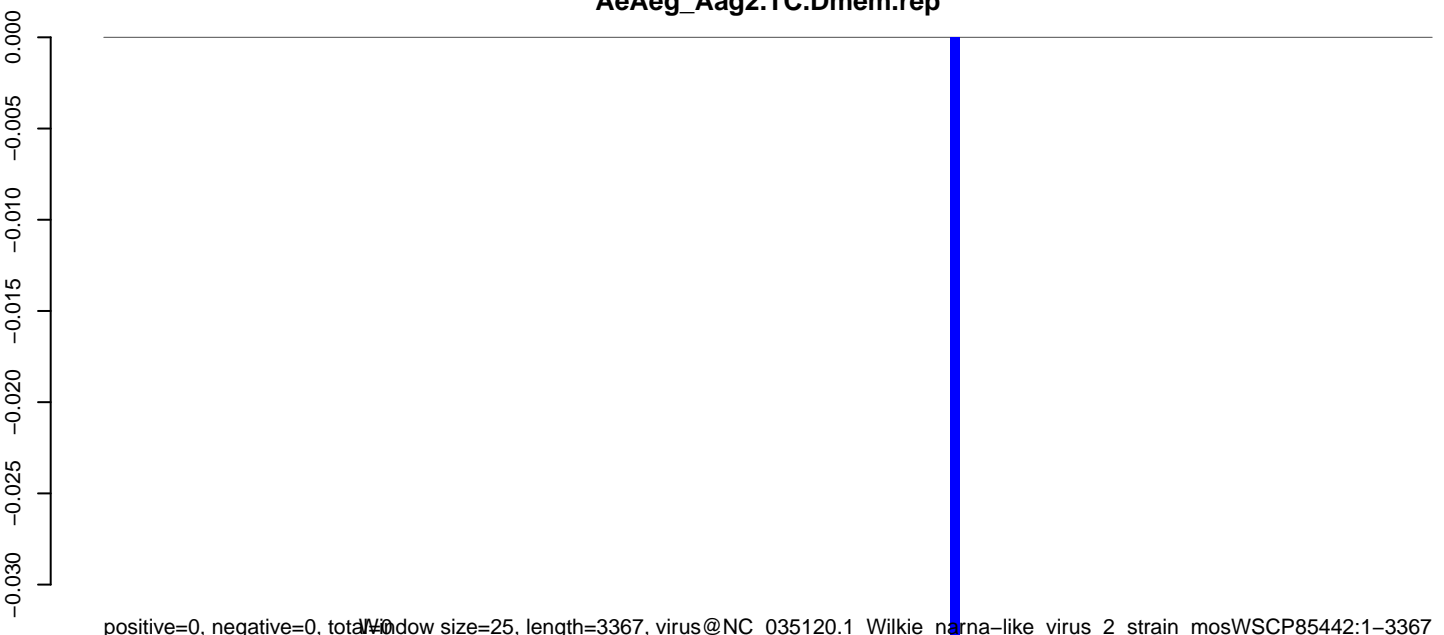
AeAeg_Aag2.TC.Dmem.18_23.rep



AeAeg_Aag2.TC.Dmem.24_35.rep




AeAeg_Aag2.TC.Dmem.rep




Window size=25, length=3367, virus@NC_035120.1_Wilkie_narna-like_virus_2_strain_mosWSCP85442:1-3367

0 500 1000 1500 2000 2500 3000 3500

AeAeg_Aag2.TC.Dmem.18_23.rep



AeAeg_Aag2.TC.Dmem.24_35.rep




AeAeg_Aag2.TC.Dmem.rep




0 2000 4000 6000 8000 10000 12000


AeAeg_Aag2.TC.Dmem.18_23.rep



AeAeg_Aag2.TC.Dmem.24_35.rep




AeAeg_Aag2.TC.Dmem.rep




ww size=85, length=5724, virus=NC_034537.1-La_Joya_virus_nucleoprotein_phosphoprotein_hypothetical_proteins_matrix_hypothetic:1-15721

0 5000 10000 15000

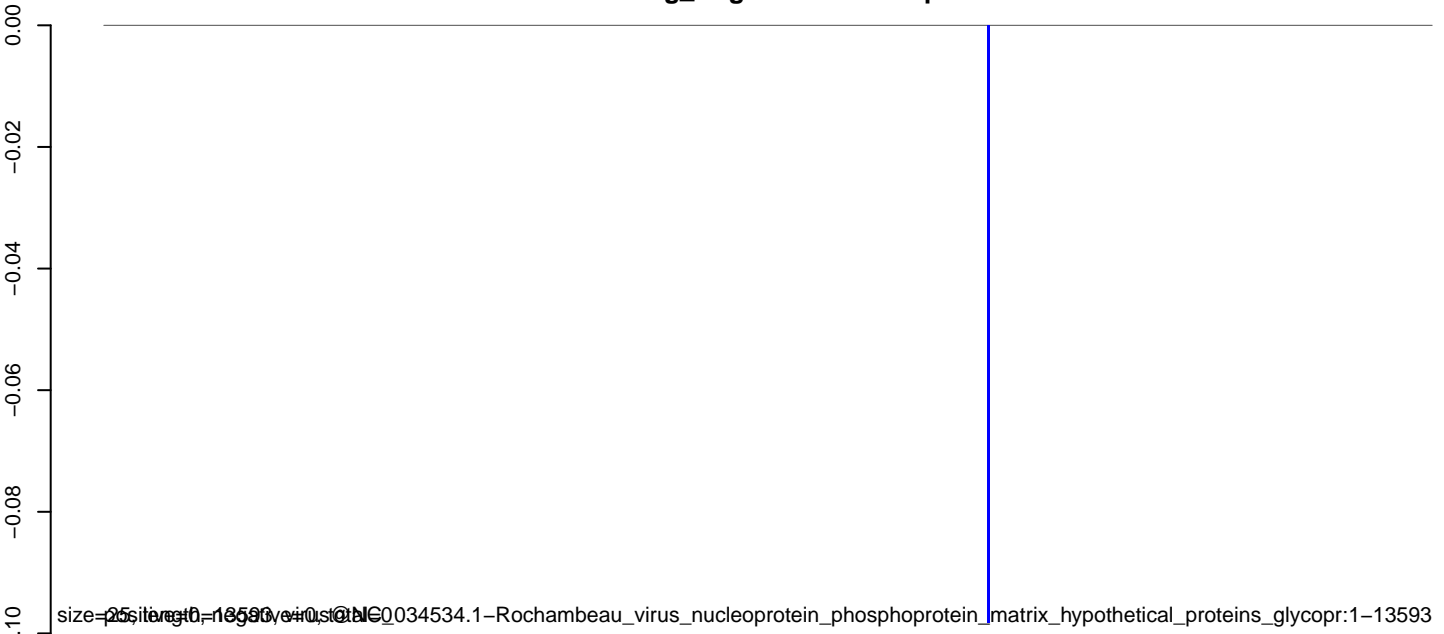
AeAeg_Aag2.TC.Dmem.18_23.rep



AeAeg_Aag2.TC.Dmem.24_35.rep



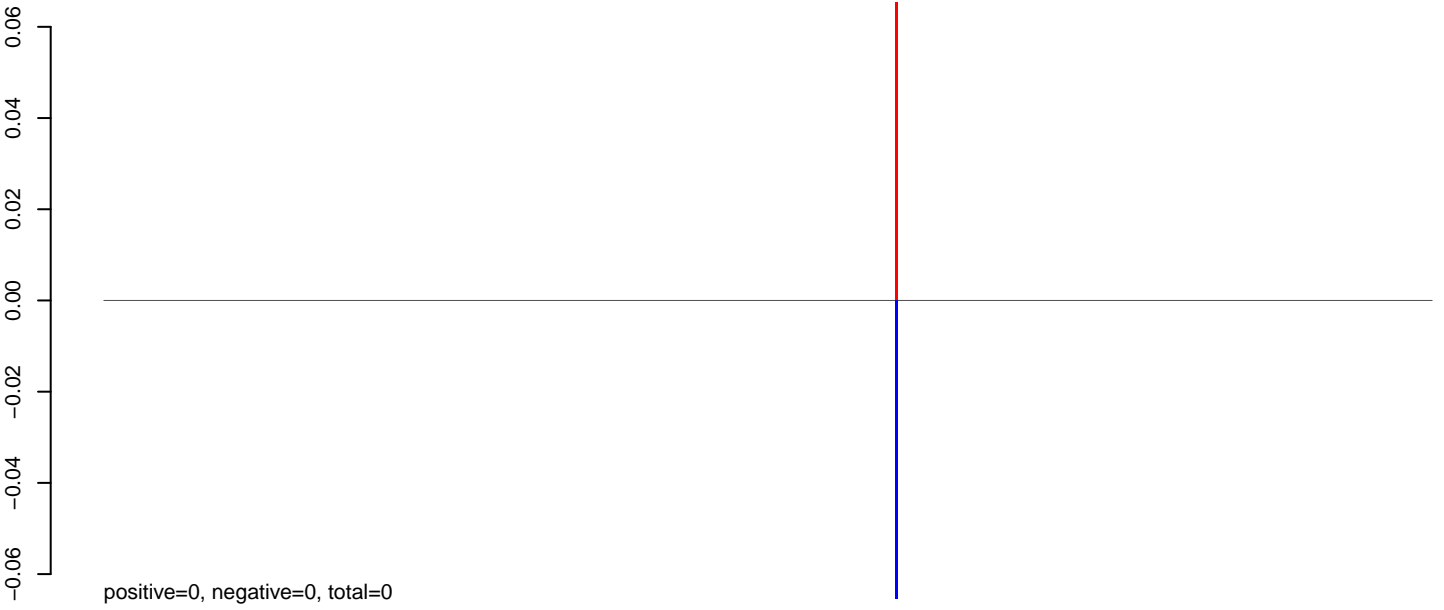
AeAeg_Aag2.TC.Dmem.rep




034534.1-Rochambeau_virus_nucleoprotein_phosphoprotein_matrix_hypothetical_proteins_glycopr:1-13593

0 2000 4000 6000 8000 10000 12000 14000


AeAeg_Aag2.TC.Dmem.18_23.rep




AeAeg_Aag2.TC.Dmem.24_35.rep




AeAeg_Aag2.TC.Dmem.rep



AeAeg_Aag2.TC.Dmem.18_23.rep



AeAeg_Aag2.TC.Dmem.24_35.rep




AeAeg_Aag2.TC.Dmem.rep




NC_034449.1-Parry_Creek_virus_nucleoprotein_phosphoprotein_hypothetical_proteins_matrix_glycop:1-13205


AeAeg_Aag2.TC.Dmem.18_23.rep



AeAeg_Aag2.TC.Dmem.24_35.rep




AeAeg_Aag2.TC.Dmem.rep




size=25, length=257, use@NC_034448.1-Mosqueiro_virus_nucleoprotein_phosphoprotein_hypothetical_proteins_matrix_glycopro:1-12957

0 2000 4000 6000 8000 10000 12000

AeAeg_Aag2.TC.Dmem.18_23.rep




AeAeg_Aag2.TC.Dmem.24_35.rep




AeAeg_Aag2.TC.Dmem.rep



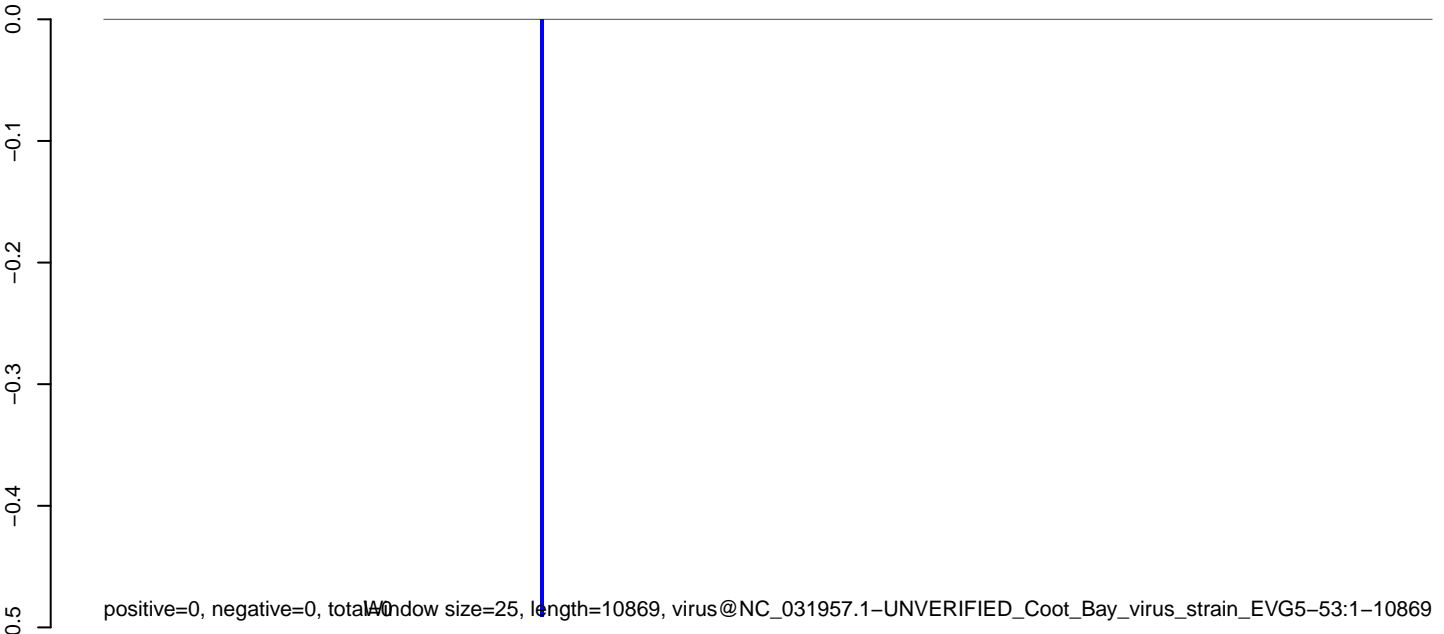
AeAeg_Aag2.TC.Dmem.18_23.rep



AeAeg_Aag2.TC.Dmem.24_35.rep




AeAeg_Aag2.TC.Dmem.rep




Window size=25, length=10869, virus@NC_031957.1-UNVERIFIED_Coot_Bay_virus_strain_EVG5-53:1-10869


AeAeg_Aag2.TC.Dmem.18_23.rep




AeAeg_Aag2.TC.Dmem.24_35.rep




AeAeg_Aag2.TC.Dmem.rep




AeAeg_Aag2.TC.Dmem.18_23.rep




AeAeg_Aag2.TC.Dmem.24_35.rep



AeAeg_Aag2.TC.Dmem.rep




AeAeg_Aag2.TC.Dmem.18_23.rep



AeAeg_Aag2.TC.Dmem.24_35.rep

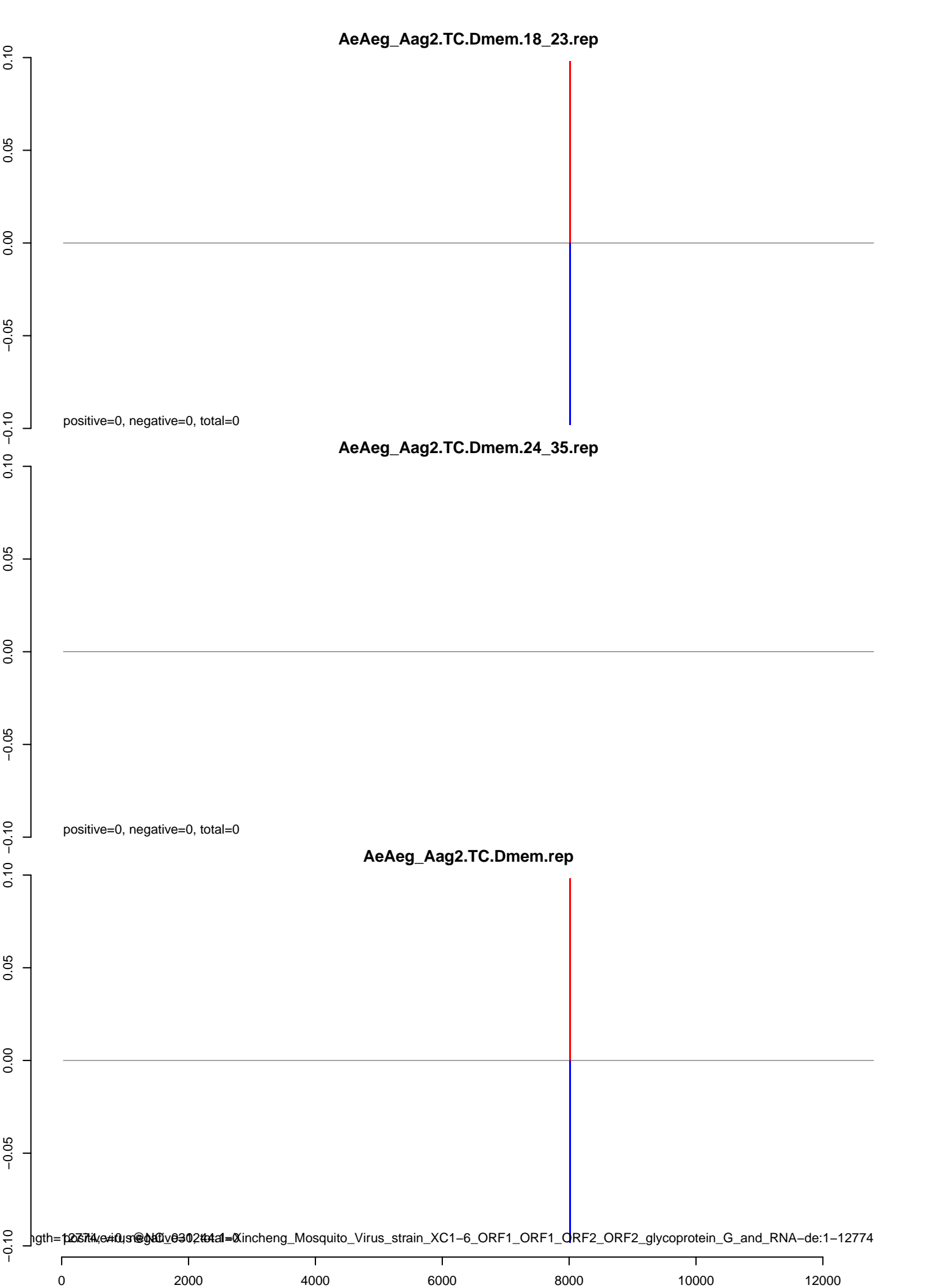


AeAeg_Aag2.TC.Dmem.rep




th=13706, positive=0, negative=0, total=0, Han_Mosquito_Virus_9_strain_JX1-13_ORF1_ORF1_ORF2_ORF2_ORF3_ORF3_glycoprotein_G_:1-13706


0 2000 4000 6000 8000 10000 12000 14000



AeAeg_Aag2.TC.Dmem.18_23.rep




AeAeg_Aag2.TC.Dmem.24_35.rep




AeAeg_Aag2.TC.Dmem.rep




AeAeg_Aag2.TC.Dmem.18_23.rep



AeAeg_Aag2.TC.Dmem.24_35.rep




AeAeg_Aag2.TC.Dmem.rep



0 2000 4000 6000 8000 10000

AeAeg_Aag2.TC.Dmem.18_23.rep



positive=0, negative=0, total=0

AeAeg_Aag2.TC.Dmem.24_35.rep




positive=0, negative=0, total=0

AeAeg_Aag2.TC.Dmem.rep



positive=0, negative=0, total=0, window size=25, length=11190, virus@NC_025384.1-Culex tritaeniorhynchus rhabdovirus_RNA_strain_TY:1-11190

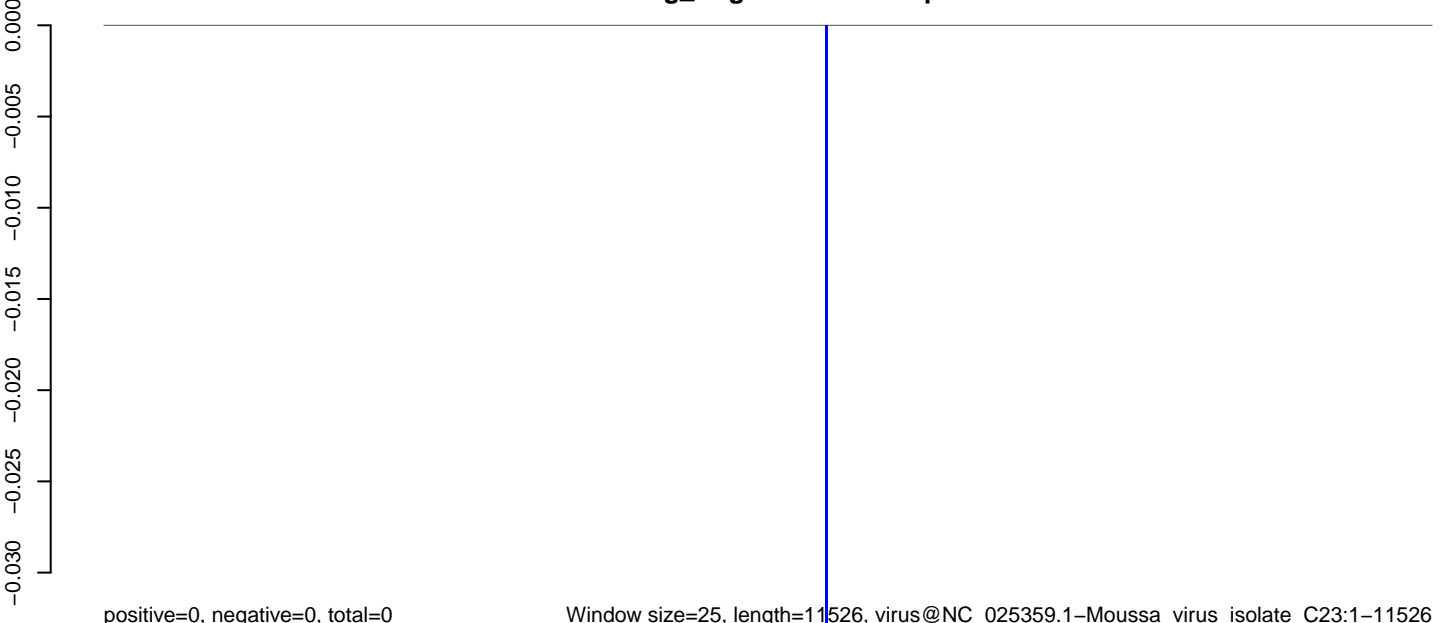
AeAeg_Aag2.TC.Dmem.18_23.rep



AeAeg_Aag2.TC.Dmem.24_35.rep




AeAeg_Aag2.TC.Dmem.rep




Window size=25, length=11526, virus@NC_025359.1-Moussa_virus_isolate_C23:1-11526

0 2000 4000 6000 8000 10000 12000

AeAeg_Aag2.TC.Dmem.18_23.rep




AeAeg_Aag2.TC.Dmem.24_35.rep




AeAeg_Aag2.TC.Dmem.rep



AeAeg_Aag2.TC.Dmem.18_23.rep




AeAeg_Aag2.TC.Dmem.24_35.rep




AeAeg_Aag2.TC.Dmem.rep




AeAeg_Aag2.TC.Dmem.18_23.rep




AeAeg_Aag2.TC.Dmem.24_35.rep



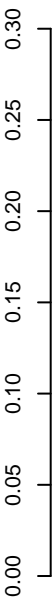
AeAeg_Aag2.TC.Dmem.rep



Window size=25, length=10891, virus@NC_024017.1-Nhumirim_virus_strain_BrMS-MQ10:1-10891



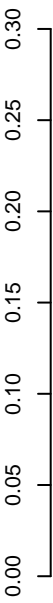
AeAeg_Aag2.TC.Dmem.18_23.rep



positive=1, negative=0, total=1



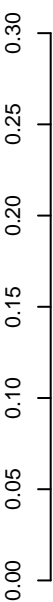
AeAeg_Aag2.TC.Dmem.24_35.rep



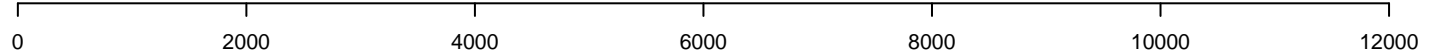
positive=0, negative=0, total=0




AeAeg_Aag2.TC.Dmem.rep



positive=1, negative=0, total=1
View: window size=25, length=11624, virus@NC_023812.1-Madariaga_virus_strain_MADV_Cebus_apella_BRA_BEAN5122_1956:1-11624




AeAeg_Aag2.TC.Dmem.18_23.rep




positive=0, negative=0, total=0

AeAeg_Aag2.TC.Dmem.24_35.rep



positive=0, negative=0, total=0


AeAeg_Aag2.TC.Dmem.rep




positive=0, negative=0, total=0, window size=25, length=10688, virus@NC_023439.1-Kama_virus_strain_LEIV-20776Tat_polyprotein_gene:1-10688

0 2000 4000 6000 8000 10000


AeAeg_Aag2.TC.Dmem.18_23.rep



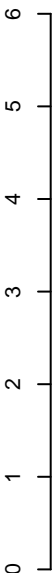
AeAeg_Aag2.TC.Dmem.24_35.rep



AeAeg_Aag2.TC.Dmem.rep



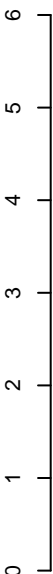
AeAeg_Aag2.TC.Dmem.18_23.rep



positive=12, negative=1, total=13



AeAeg_Aag2.TC.Dmem.24_35.rep



positive=3, negative=0, total=3



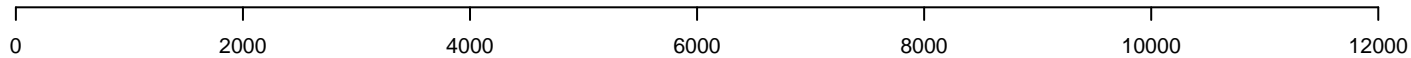
AeAeg_Aag2.TC.Dmem.rep




positive=14, negative=1, total=16




Window size=25, length=11688, virus@NC_016959.1-Ndumu_virus:1-11688




AeAeg_Aag2.TC.Dmem.18_23.rep




AeAeg_Aag2.TC.Dmem.24_35.rep




AeAeg_Aag2.TC.Dmem.rep




AeAeg_Aag2.TC.Dmem.18_23.rep




AeAeg_Aag2.TC.Dmem.24_35.rep



AeAeg_Aag2.TC.Dmem.rep



AeAeg_Aag2.TC.Dmem.18_23.rep




AeAeg_Aag2.TC.Dmem.24_35.rep




AeAeg_Aag2.TC.Dmem.rep




AeAeg_Aag2.TC.Dmem.18_23.rep



AeAeg_Aag2.TC.Dmem.24_35.rep




AeAeg_Aag2.TC.Dmem.rep




0 2000 4000 6000 8000 10000


AeAeg_Aag2.TC.Dmem.18_23.rep



AeAeg_Aag2.TC.Dmem.24_35.rep



AeAeg_Aag2.TC.Dmem.rep




0 2000 4000 6000 8000 10000


AeAeg_Aag2.TC.Dmem.18_23.rep



AeAeg_Aag2.TC.Dmem.24_35.rep




AeAeg_Aag2.TC.Dmem.rep




Window size=25, length=11826, virus@NC_004162.2-Chikungunya_virus:1-11826

0 2000 4000 6000 8000 10000 12000


AeAeg_Aag2.TC.Dmem.18_23.rep




AeAeg_Aag2.TC.Dmem.24_35.rep




AeAeg_Aag2.TC.Dmem.rep



AeAeg_Aag2.TC.Dmem.18_23.rep




AeAeg_Aag2.TC.Dmem.24_35.rep




AeAeg_Aag2.TC.Dmem.rep




AeAeg_Aag2.TC.Dmem.18_23.rep




AeAeg_Aag2.TC.Dmem.24_35.rep




AeAeg_Aag2.TC.Dmem.rep



AeAeg_Aag2.TC.Dmem.18_23.rep




AeAeg_Aag2.TC.Dmem.24_35.rep




AeAeg_Aag2.TC.Dmem.rep



AeAeg_Aag2.TC.Dmem.18_23.rep



AeAeg_Aag2.TC.Dmem.24_35.rep




AeAeg_Aag2.TC.Dmem.rep



Window size=25, length=11019, virus@NC_002803.1-Spring_viraemia_of_carp_virus:1-11019


0 2000 4000 6000 8000 10000

AeAeg_Aag2.TC.Dmem.18_23.rep



positive=0, negative=0, total=0

AeAeg_Aag2.TC.Dmem.24_35.rep



positive=0, negative=0, total=0

AeAeg_Aag2.TC.Dmem.rep




positive=0, negative=0, total=0

Window size=25, length=10871, virus@NC_001809.1-Louping_ill_virus:1-10871

0 2000 4000 6000 8000 10000

AeAeg_Aag2.TC.Dmem.18_23.rep



AeAeg_Aag2.TC.Dmem.24_35.rep




AeAeg_Aag2.TC.Dmem.rep




positive=0, negative=0, total=0, window size=25, length=7347, virus@MF176289.1_Wilkie_qin-like_virus_strain_mos182CP103635_segment_1_2:1-7347

0 2000 4000 6000


AeAeg_Aag2.TC.Dmem.18_23.rep



AeAeg_Aag2.TC.Dmem.24_35.rep




AeAeg_Aag2.TC.Dmem.rep




0 5000 10000 15000 20000


AeAeg_Aag2.TC.Dmem.18_23.rep



AeAeg_Aag2.TC.Dmem.24_35.rep

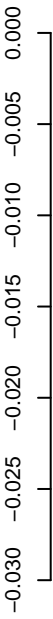


AeAeg_Aag2.TC.Dmem.rep



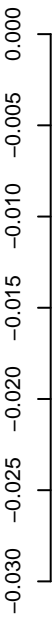
0 2000 4000 6000 8000 10000
positive=0, negative=0, total=0
length=10814, virus@MF176267.1_Culex phasma-like_virus_strain_mos172X35099_segment_S_M_L:1-10814

AeAeg_Aag2.TC.Dmem.18_23.rep



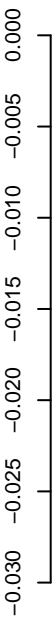
positive=0, negative=0, total=0

AeAeg_Aag2.TC.Dmem.24_35.rep



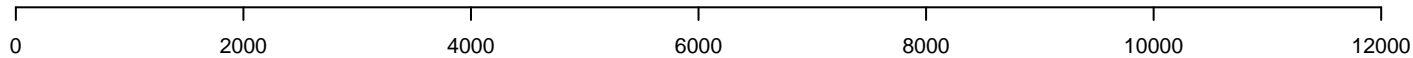
positive=0, negative=0, total=0

AeAeg_Aag2.TC.Dmem.rep




positive=0, negative=0, total=0


Window size=25, length=11657, virus@M20162.1-Ross_River_virus_RRV_strain_NB5092_RNA:1-11657



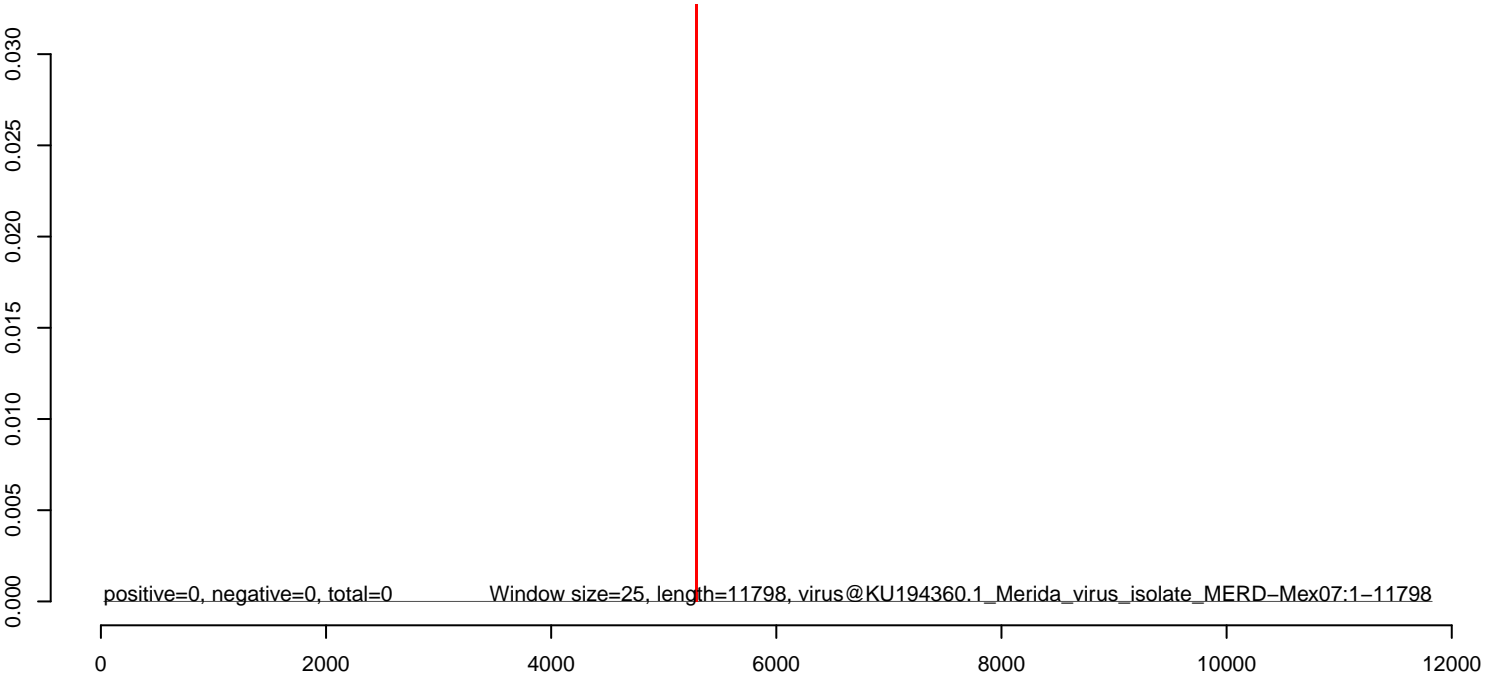
AeAeg_Aag2.TC.Dmem.18_23.rep




AeAeg_Aag2.TC.Dmem.24_35.rep




AeAeg_Aag2.TC.Dmem.rep




AeAeg_Aag2.TC.Dmem.18_23.rep




AeAeg_Aag2.TC.Dmem.24_35.rep



AeAeg_Aag2.TC.Dmem.rep



AeAeg_Aag2.TC.Dmem.18_23.rep



AeAeg_Aag2.TC.Dmem.24_35.rep




AeAeg_Aag2.TC.Dmem.rep



low size def of the 2004, vint @ X853181.1-Schmallenberg_virus_isolate_Germany_segment_S_plus_segment_M_plus_segment_L:1-12094

0 2000 4000 6000 8000 10000 12000

AeAeg_Aag2.TC.Dmem.18_23.rep



AeAeg_Aag2.TC.Dmem.24_35.rep




AeAeg_Aag2.TC.Dmem.rep




Window size=25, length=10837, virus@FJ663034.1-Culex_flavivirus_isolate_lowa07:1-10837

0 2000 4000 6000 8000 10000


AeAeg_Aag2.TC.Dmem.18_23.rep




AeAeg_Aag2.TC.Dmem.24_35.rep




AeAeg_Aag2.TC.Dmem.rep



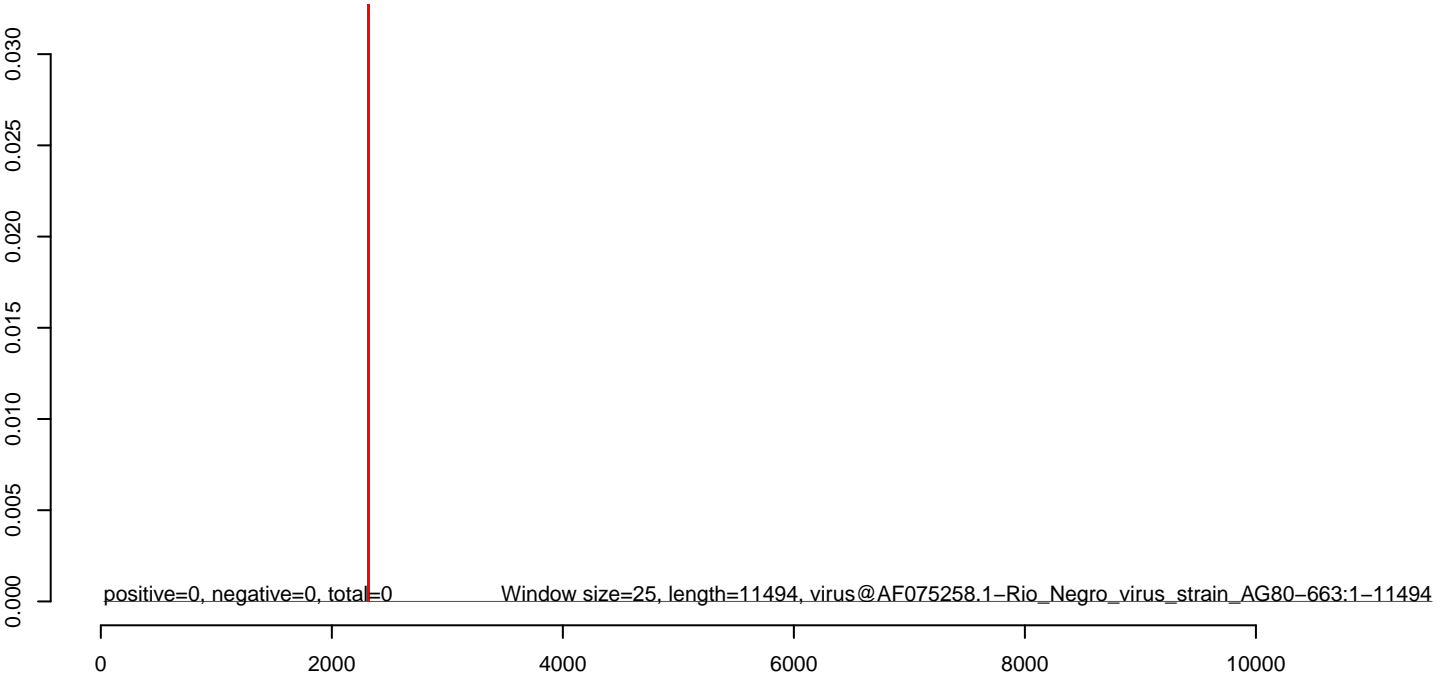
AeAeg_Aag2.TC.Dmem.18_23.rep




AeAeg_Aag2.TC.Dmem.24_35.rep




AeAeg_Aag2.TC.Dmem.rep



AeAeg_Aag2.TC.Dmem.18_23.rep



AeAeg_Aag2.TC.Dmem.24_35.rep




AeAeg_Aag2.TC.Dmem.rep



Window size=25, length=11465, virus@AF075257.1-Mosso_das_Pedras_virus:1-11465

0 2000 4000 6000 8000 10000

AeAeg_Aag2.TC.Dmem.18_23.rep



AeAeg_Aag2.TC.Dmem.24_35.rep




AeAeg_Aag2.TC.Dmem.rep




Window size=25, length=10837, virus@AB701776.1-Culex_flavivirus_RNA_strain_Toyama2627:1-10837

0 2000 4000 6000 8000 10000


AeAeg_Aag2.TC.Dmem.18_23.rep



AeAeg_Aag2.TC.Dmem.24_35.rep



AeAeg_Aag2.TC.Dmem.rep



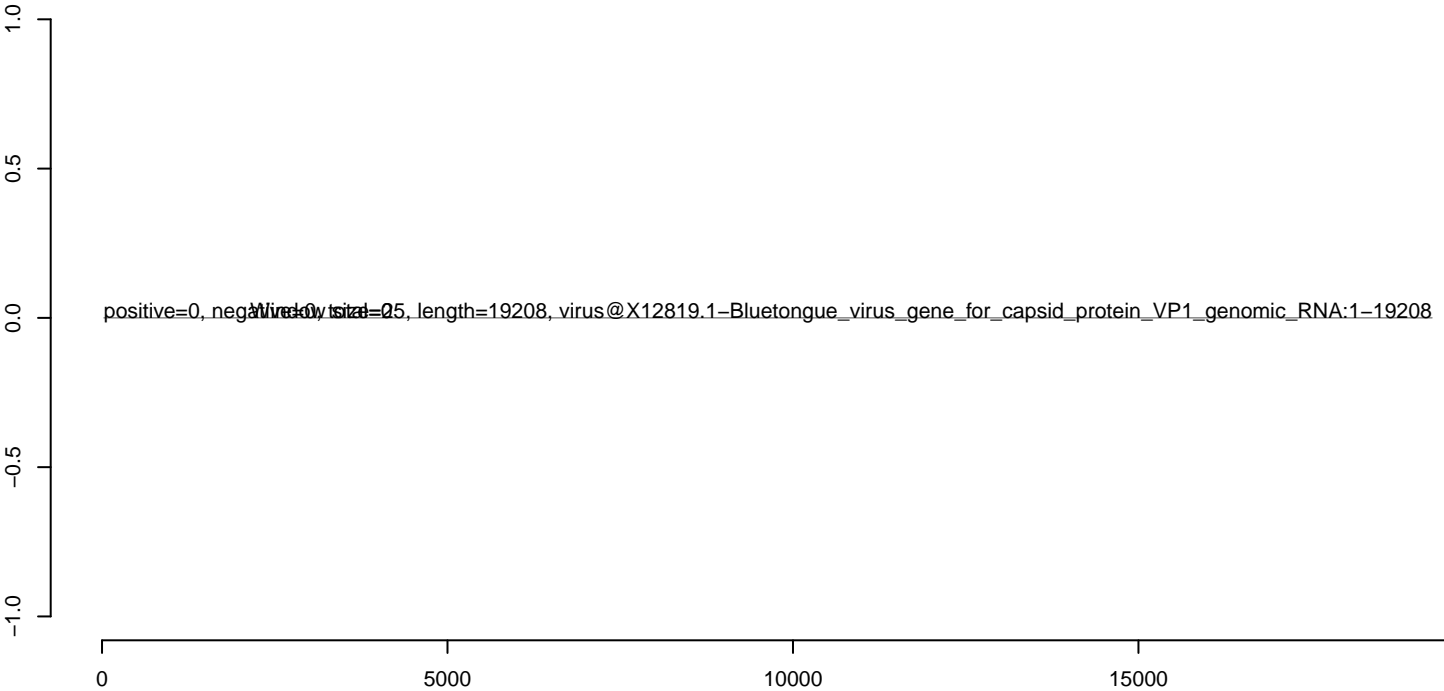
AeAeg_Aag2.TC.Dmem.18_23.rep



AeAeg_Aag2.TC.Dmem.24_35.rep



AeAeg_Aag2.TC.Dmem.rep




AeAeg_Aag2.TC.Dmem.18_23.rep



AeAeg_Aag2.TC.Dmem.24_35.rep



AeAeg_Aag2.TC.Dmem.rep




AeAeg_Aag2.TC.Dmem.18_23.rep



AeAeg_Aag2.TC.Dmem.24_35.rep



AeAeg_Aag2.TC.Dmem.rep



0 1000 2000 3000 4000 5000 6000


AeAeg_Aag2.TC.Dmem.18_23.rep



AeAeg_Aag2.TC.Dmem.24_35.rep



AeAeg_Aag2.TC.Dmem.rep



0 2000 4000 6000 8000


AeAeg_Aag2.TC.Dmem.18_23.rep



AeAeg_Aag2.TC.Dmem.24_35.rep



AeAeg_Aag2.TC.Dmem.rep



0 500 1000 1500 2000 2500 3000


AeAeg_Aag2.TC.Dmem.18_23.rep



AeAeg_Aag2.TC.Dmem.24_35.rep



AeAeg_Aag2.TC.Dmem.rep



0 2000 4000 6000 8000


AeAeg_Aag2.TC.Dmem.18_23.rep



AeAeg_Aag2.TC.Dmem.24_35.rep



AeAeg_Aag2.TC.Dmem.rep



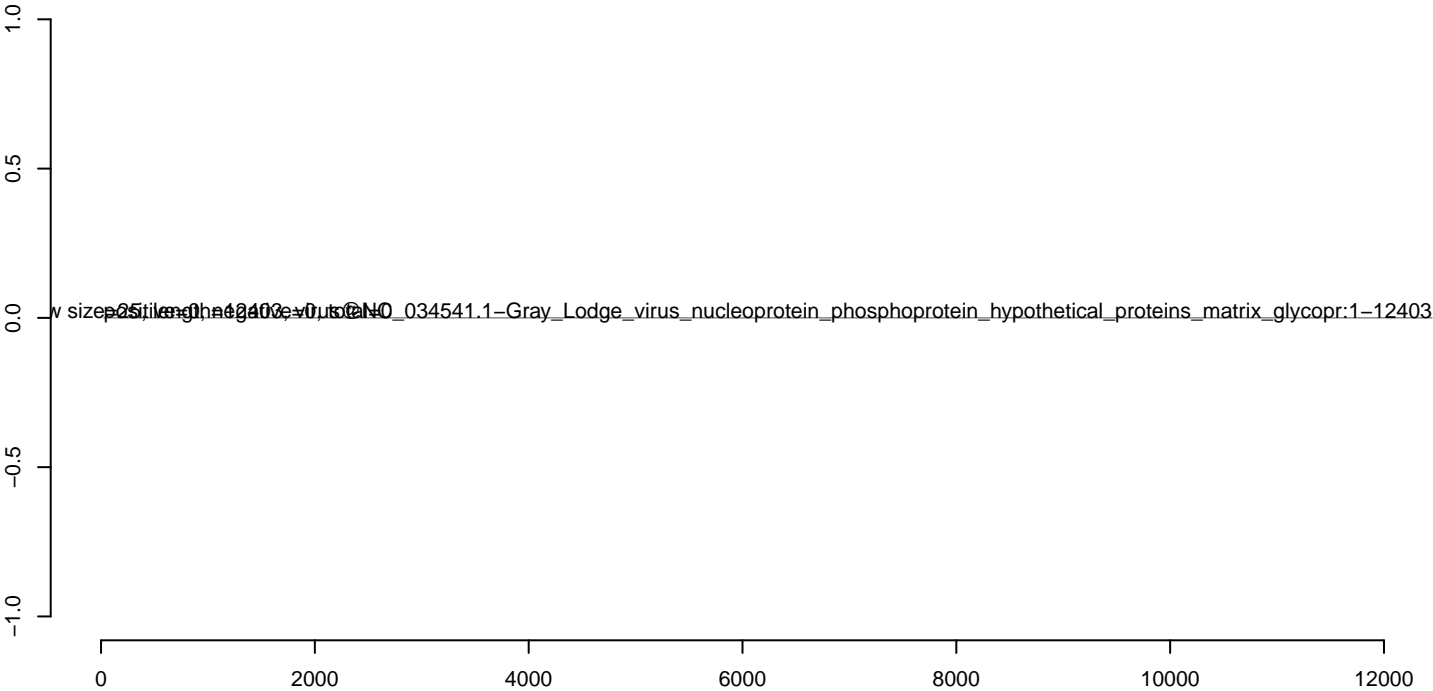
AeAeg_Aag2.TC.Dmem.18_23.rep




AeAeg_Aag2.TC.Dmem.24_35.rep




AeAeg_Aag2.TC.Dmem.rep



AeAeg_Aag2.TC.Dmem.18_23.rep



AeAeg_Aag2.TC.Dmem.24_35.rep



AeAeg_Aag2.TC.Dmem.rep




AeAeg_Aag2.TC.Dmem.18_23.rep



AeAeg_Aag2.TC.Dmem.24_35.rep



AeAeg_Aag2.TC.Dmem.rep




AeAeg_Aag2.TC.Dmem.18_23.rep




AeAeg_Aag2.TC.Dmem.24_35.rep




AeAeg_Aag2.TC.Dmem.rep




AeAeg_Aag2.TC.Dmem.18_23.rep



AeAeg_Aag2.TC.Dmem.24_35.rep



AeAeg_Aag2.TC.Dmem.rep



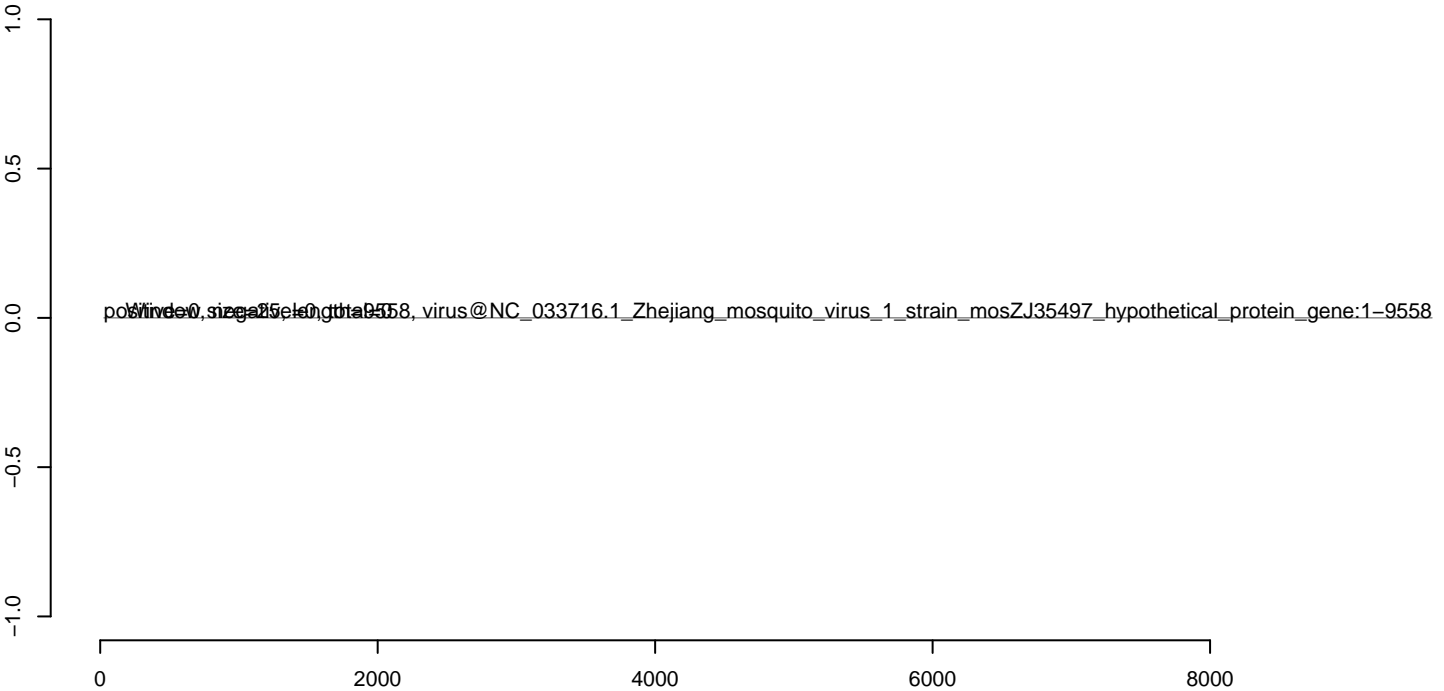
AeAeg_Aag2.TC.Dmem.18_23.rep



AeAeg_Aag2.TC.Dmem.24_35.rep



AeAeg_Aag2.TC.Dmem.rep




AeAeg_Aag2.TC.Dmem.18_23.rep



AeAeg_Aag2.TC.Dmem.24_35.rep



AeAeg_Aag2.TC.Dmem.rep



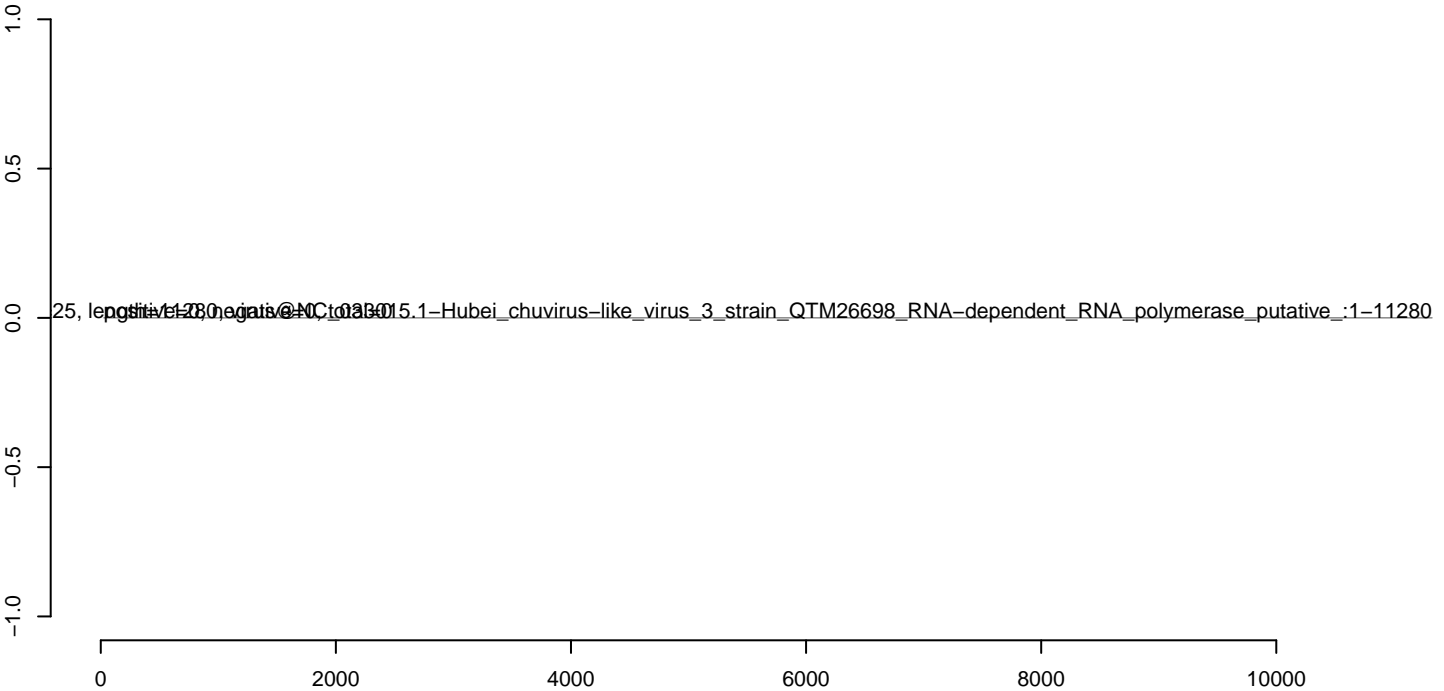
AeAeg_Aag2.TC.Dmem.18_23.rep



AeAeg_Aag2.TC.Dmem.24_35.rep



AeAeg_Aag2.TC.Dmem.rep



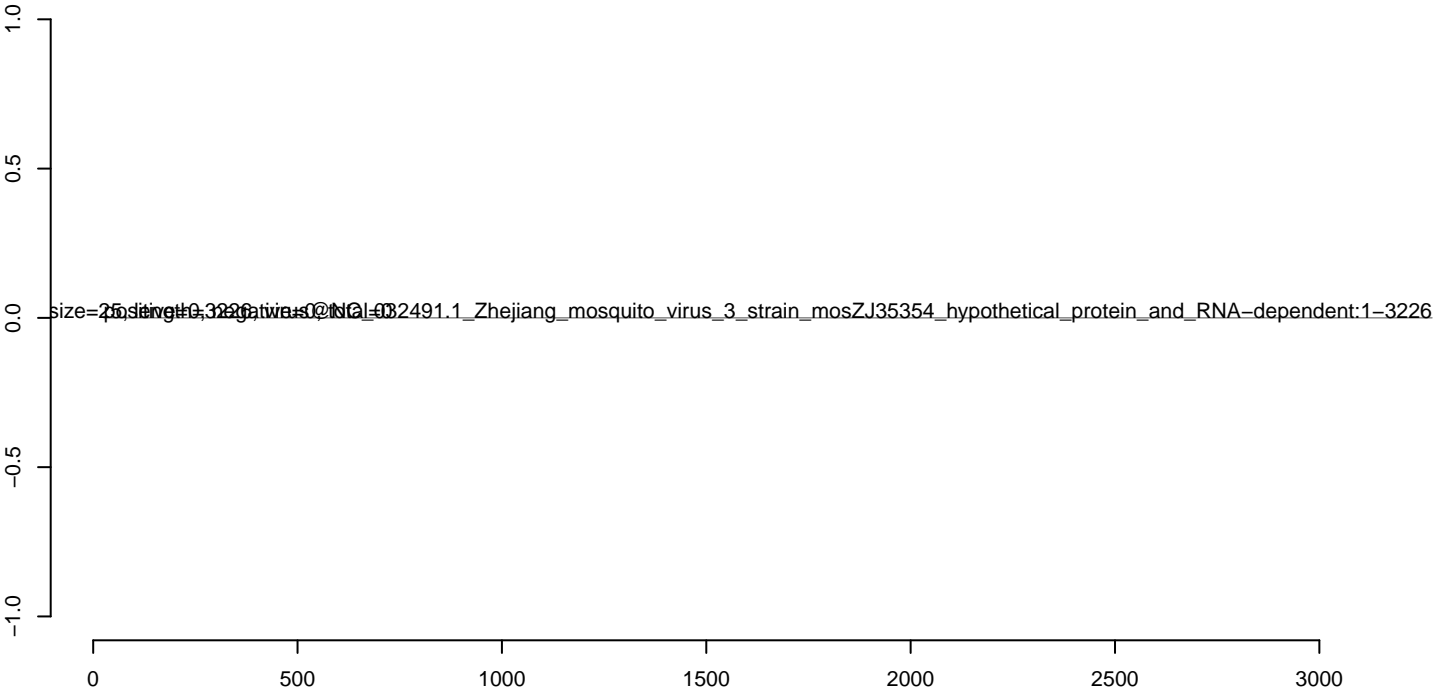
AeAeg_Aag2.TC.Dmem.18_23.rep



AeAeg_Aag2.TC.Dmem.24_35.rep



AeAeg_Aag2.TC.Dmem.rep



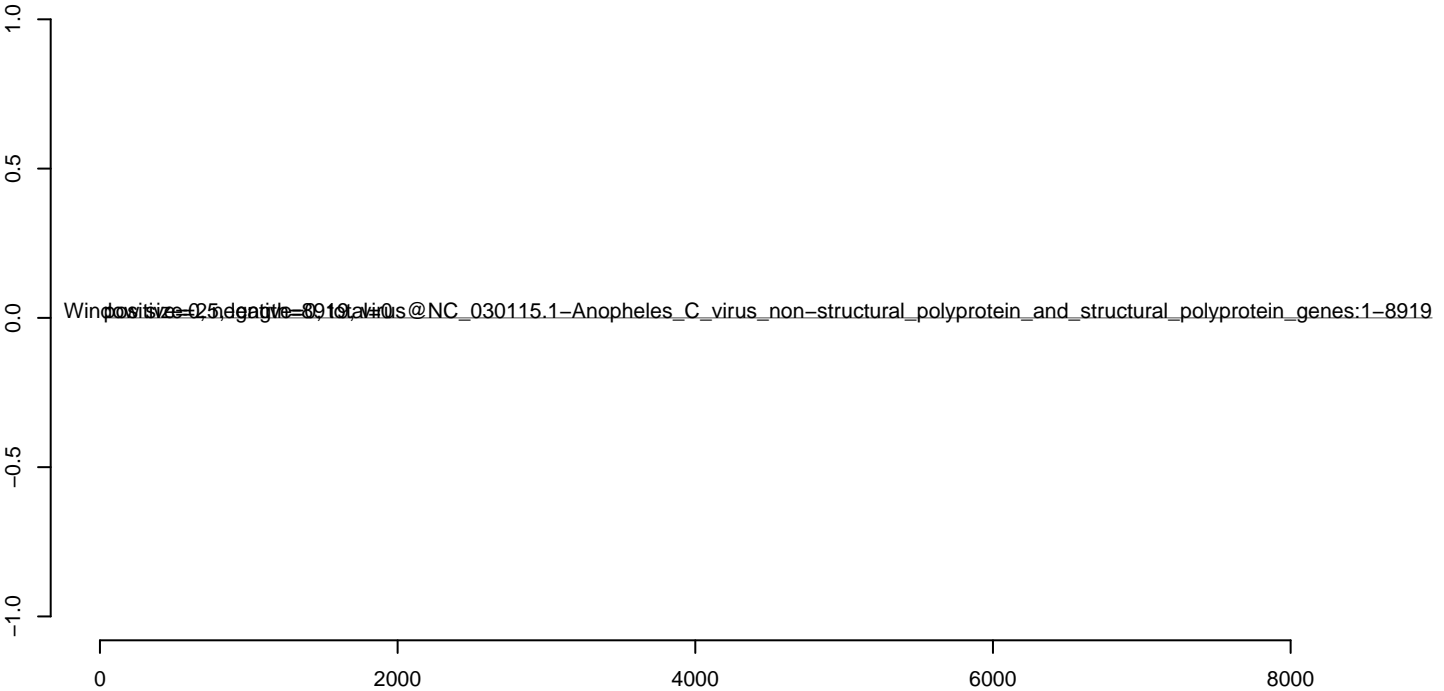
AeAeg_Aag2.TC.Dmem.18_23.rep



AeAeg_Aag2.TC.Dmem.24_35.rep



AeAeg_Aag2.TC.Dmem.rep




AeAeg_Aag2.TC.Dmem.18_23.rep



AeAeg_Aag2.TC.Dmem.24_35.rep



AeAeg_Aag2.TC.Dmem.rep



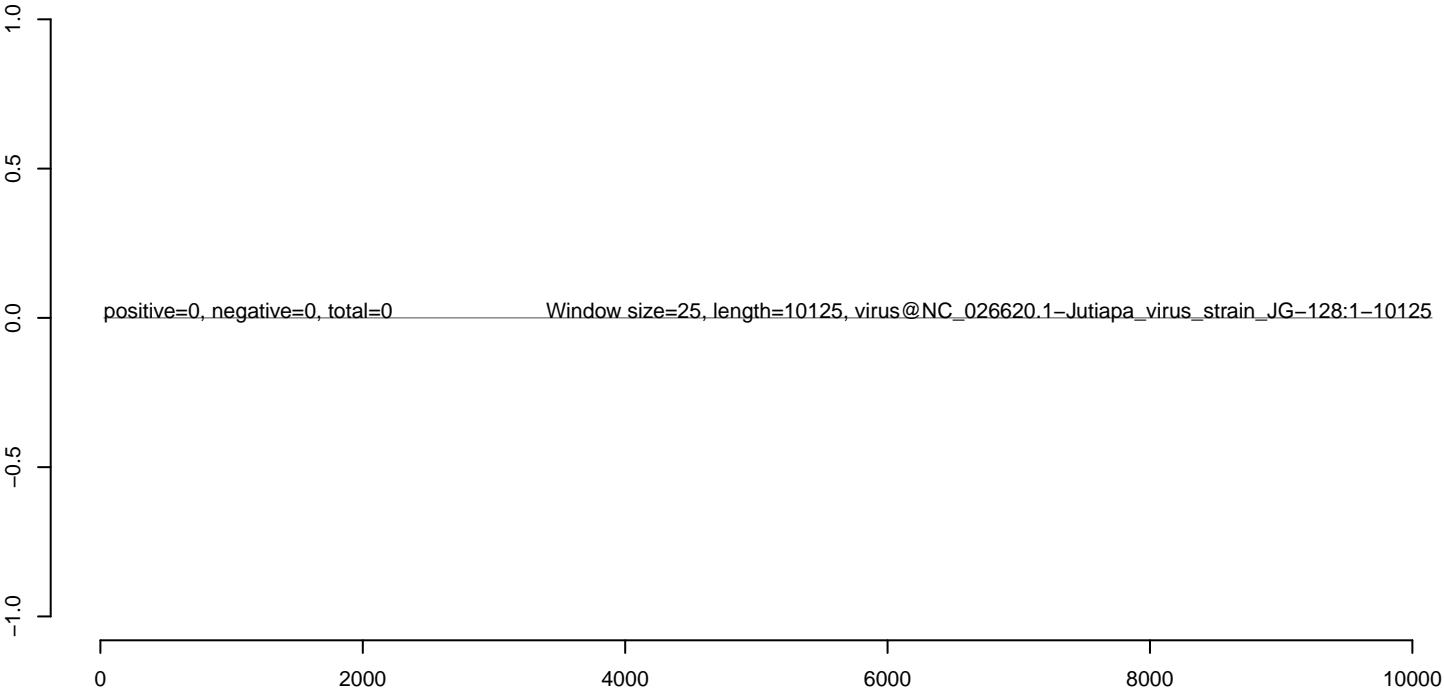
AeAeg_Aag2.TC.Dmem.18_23.rep



AeAeg_Aag2.TC.Dmem.24_35.rep



AeAeg_Aag2.TC.Dmem.rep



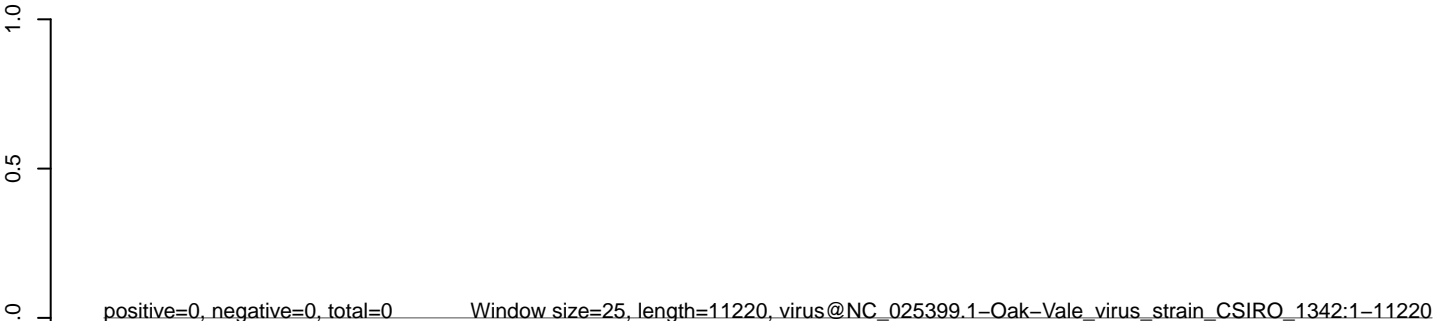
AeAeg_Aag2.TC.Dmem.18_23.rep



AeAeg_Aag2.TC.Dmem.24_35.rep



AeAeg_Aag2.TC.Dmem.rep



0 2000 4000 6000 8000 10000

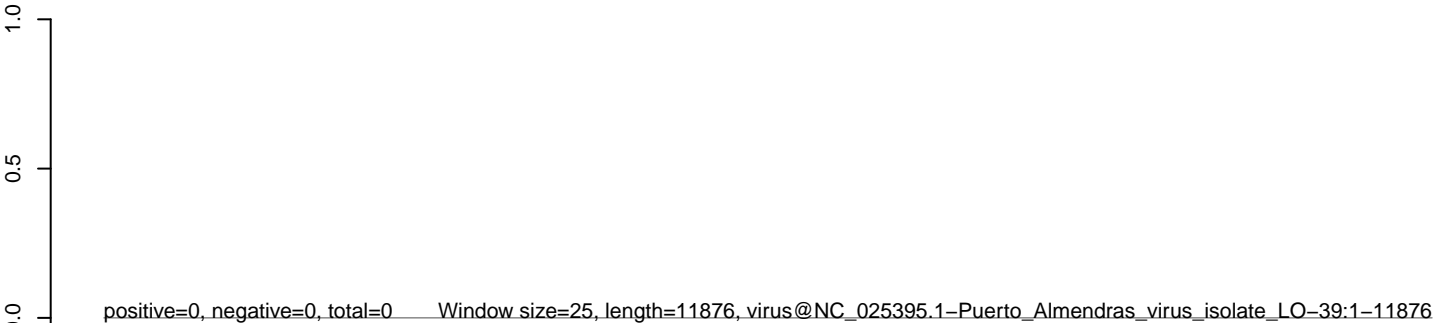
AeAeg_Aag2.TC.Dmem.18_23.rep



AeAeg_Aag2.TC.Dmem.24_35.rep



AeAeg_Aag2.TC.Dmem.rep



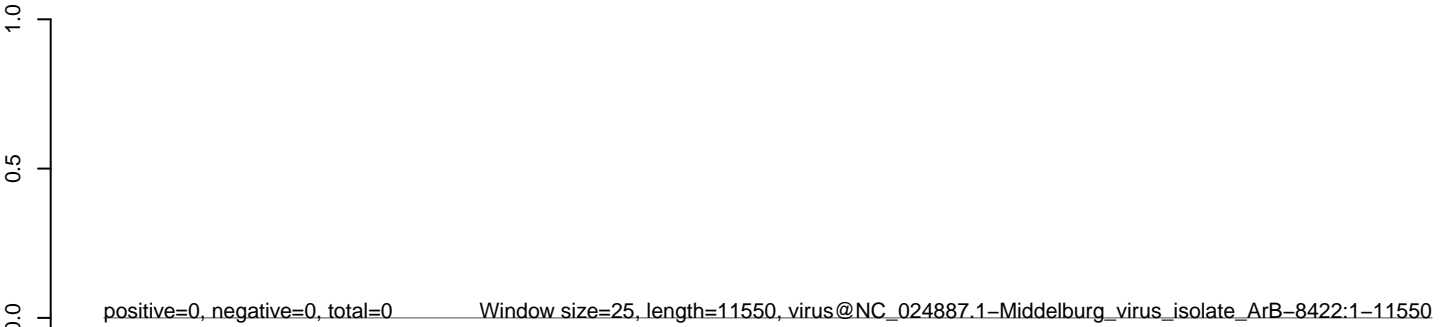
AeAeg_Aag2.TC.Dmem.18_23.rep



AeAeg_Aag2.TC.Dmem.24_35.rep



AeAeg_Aag2.TC.Dmem.rep



0 2000 4000 6000 8000 10000 12000


AeAeg_Aag2.TC.Dmem.18_23.rep



AeAeg_Aag2.TC.Dmem.24_35.rep



AeAeg_Aag2.TC.Dmem.rep



0 2000 4000 6000 8000 10000

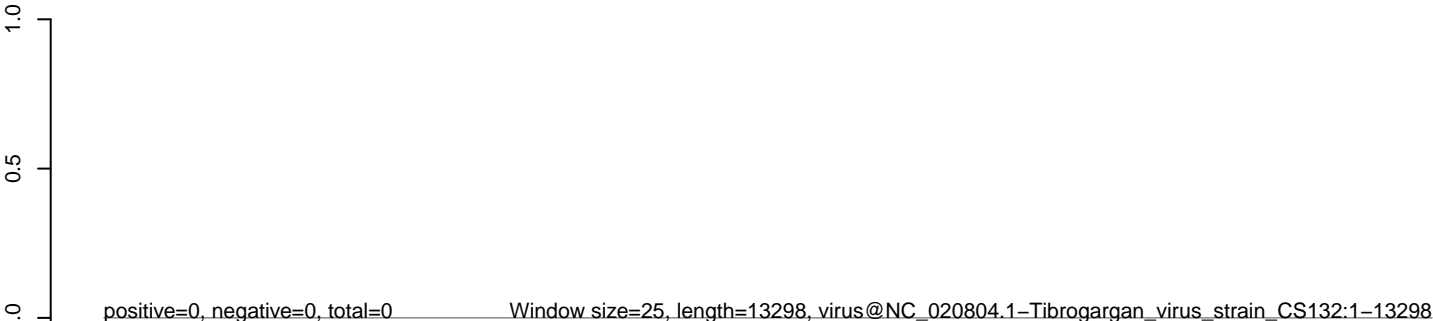
AeAeg_Aag2.TC.Dmem.18_23.rep



AeAeg_Aag2.TC.Dmem.24_35.rep



AeAeg_Aag2.TC.Dmem.rep




0 2000 4000 6000 8000 10000 12000

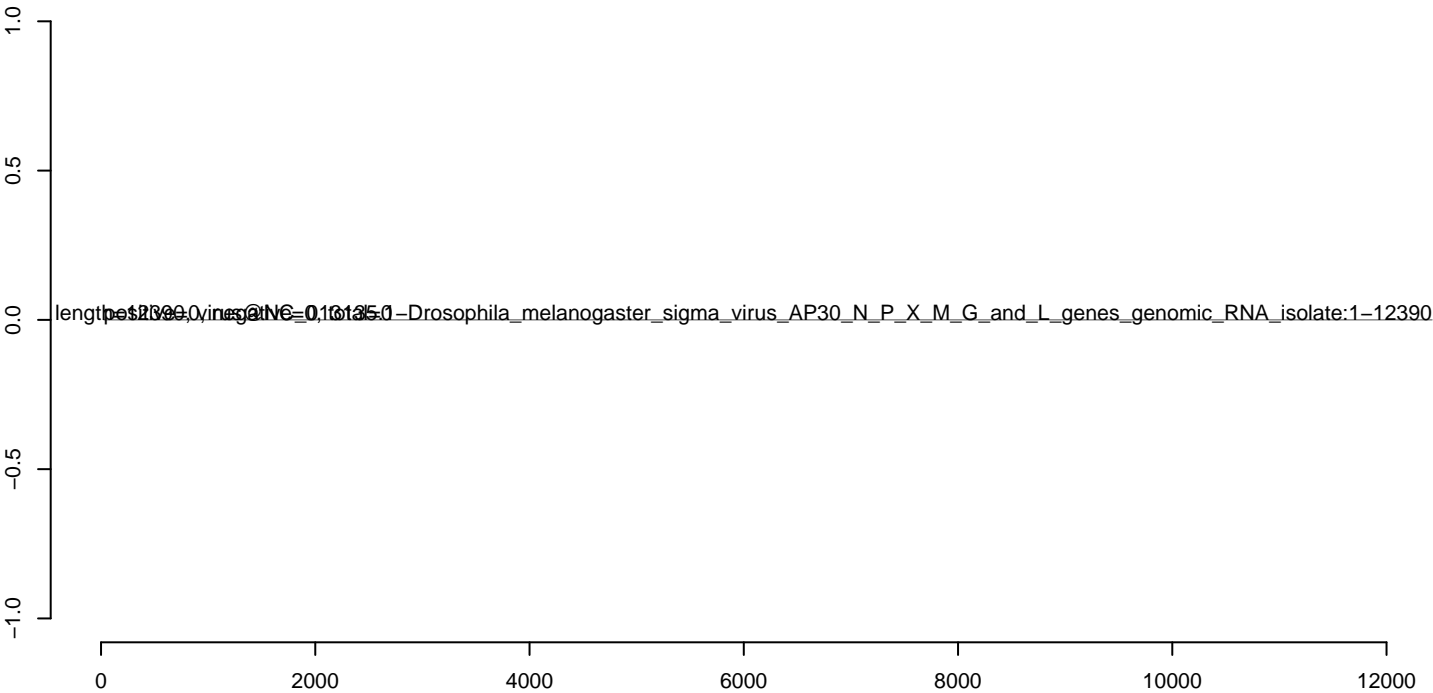
AeAeg_Aag2.TC.Dmem.18_23.rep



AeAeg_Aag2.TC.Dmem.24_35.rep



AeAeg_Aag2.TC.Dmem.rep




AeAeg_Aag2.TC.Dmem.18_23.rep



AeAeg_Aag2.TC.Dmem.24_35.rep



AeAeg_Aag2.TC.Dmem.rep



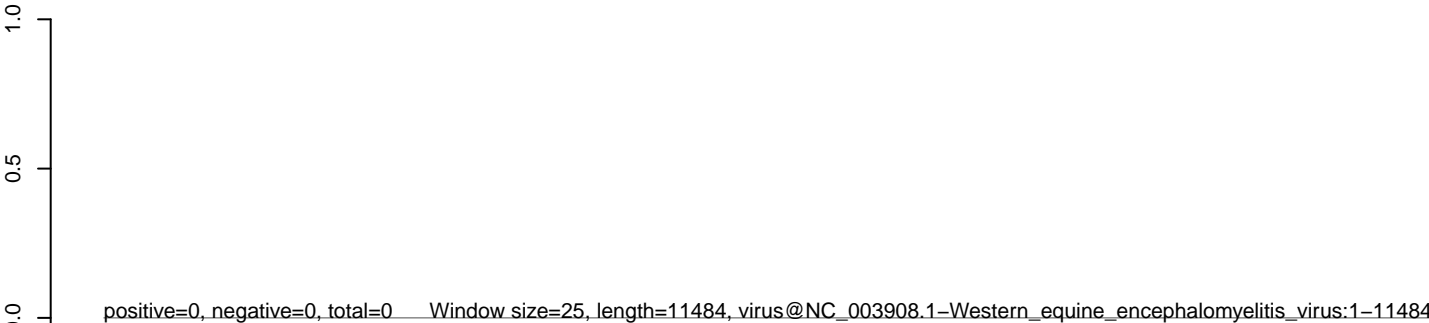
AeAeg_Aag2.TC.Dmem.18_23.rep



AeAeg_Aag2.TC.Dmem.24_35.rep



AeAeg_Aag2.TC.Dmem.rep



0 2000 4000 6000 8000 10000


AeAeg_Aag2.TC.Dmem.18_23.rep



AeAeg_Aag2.TC.Dmem.24_35.rep




AeAeg_Aag2.TC.Dmem.rep



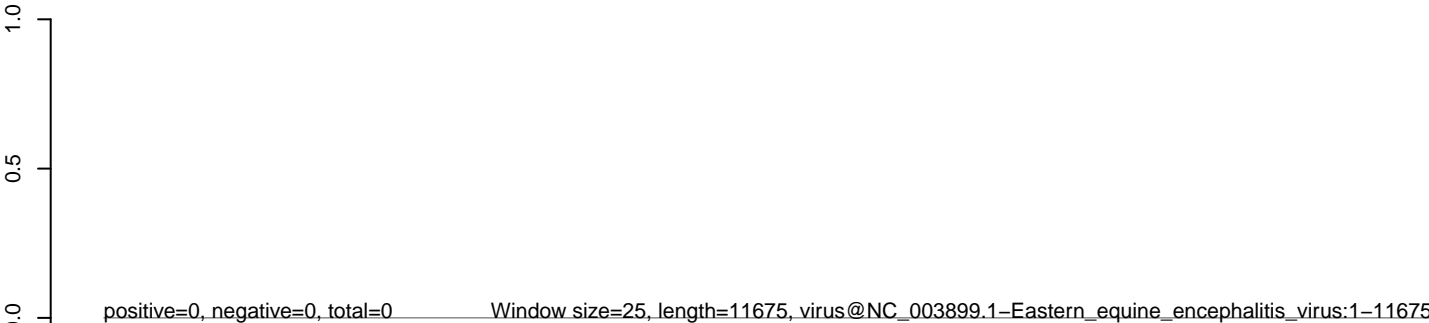
AeAeg_Aag2.TC.Dmem.18_23.rep



AeAeg_Aag2.TC.Dmem.24_35.rep



AeAeg_Aag2.TC.Dmem.rep



0 2000 4000 6000 8000 10000 12000


AeAeg_Aag2.TC.Dmem.18_23.rep




AeAeg_Aag2.TC.Dmem.24_35.rep




AeAeg_Aag2.TC.Dmem.rep



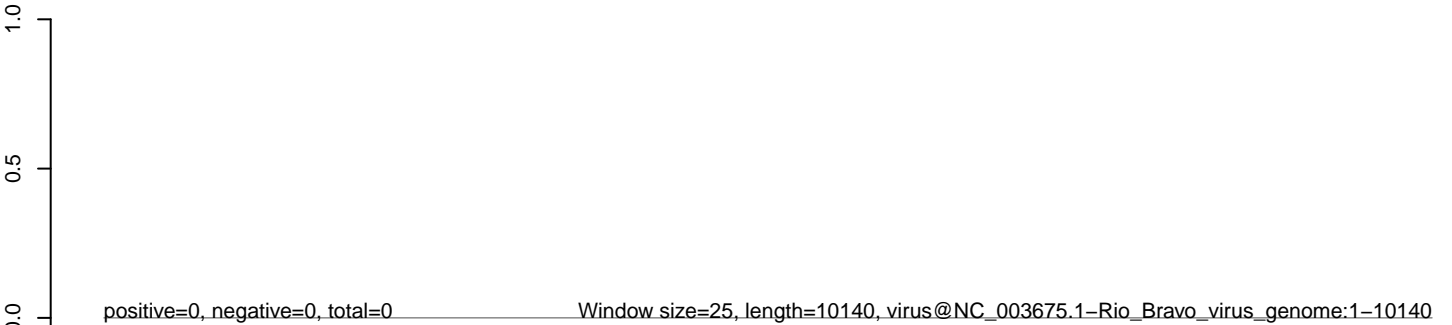
AeAeg_Aag2.TC.Dmem.18_23.rep



AeAeg_Aag2.TC.Dmem.24_35.rep



AeAeg_Aag2.TC.Dmem.rep



0 2000 4000 6000 8000 10000


AeAeg_Aag2.TC.Dmem.18_23.rep



AeAeg_Aag2.TC.Dmem.24_35.rep



AeAeg_Aag2.TC.Dmem.rep



0 2000 4000 6000 8000 10000


AeAeg_Aag2.TC.Dmem.18_23.rep



AeAeg_Aag2.TC.Dmem.24_35.rep



AeAeg_Aag2.TC.Dmem.rep



0 2000 4000 6000 8000 10000

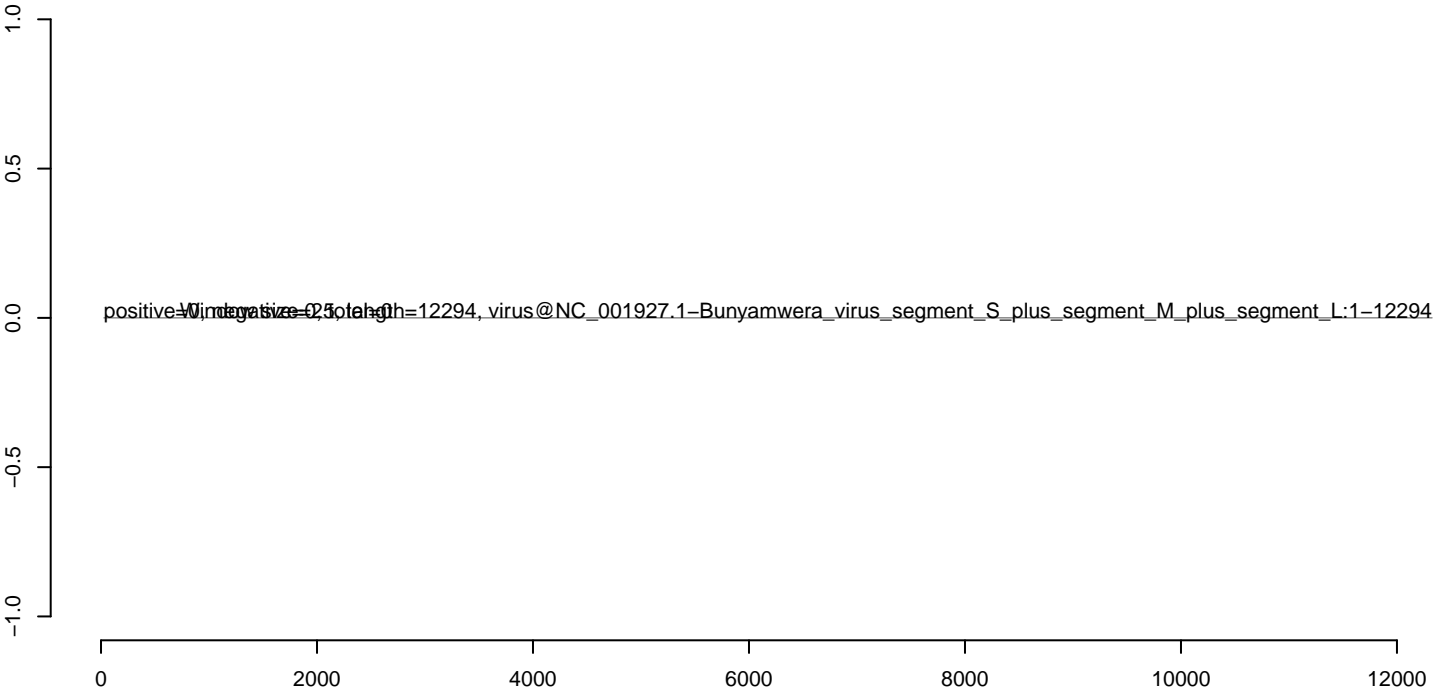
AeAeg_Aag2.TC.Dmem.18_23.rep



AeAeg_Aag2.TC.Dmem.24_35.rep



AeAeg_Aag2.TC.Dmem.rep



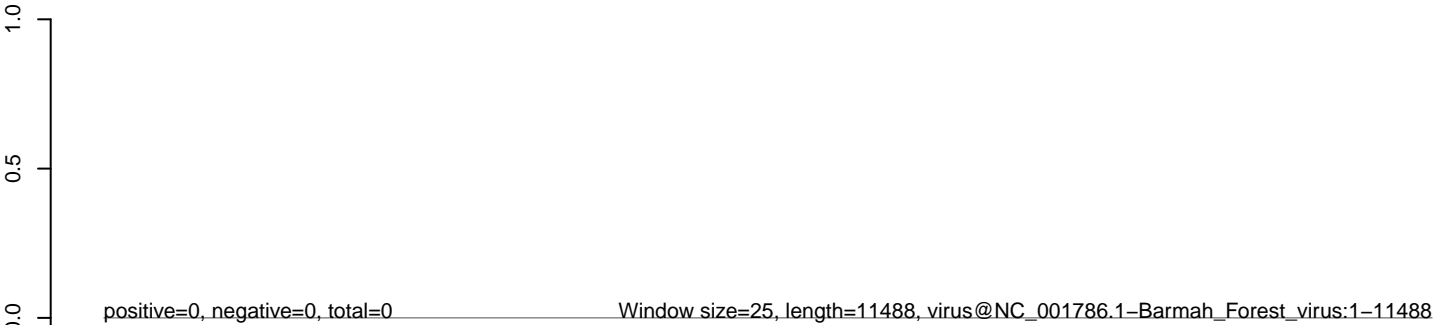
AeAeg_Aag2.TC.Dmem.18_23.rep



AeAeg_Aag2.TC.Dmem.24_35.rep



AeAeg_Aag2.TC.Dmem.rep



0 2000 4000 6000 8000 10000


AeAeg_Aag2.TC.Dmem.18_23.rep



AeAeg_Aag2.TC.Dmem.24_35.rep



AeAeg_Aag2.TC.Dmem.rep



AeAeg_Aag2.TC.Dmem.18_23.rep



AeAeg_Aag2.TC.Dmem.24_35.rep



AeAeg_Aag2.TC.Dmem.rep




AeAeg_Aag2.TC.Dmem.18_23.rep



AeAeg_Aag2.TC.Dmem.24_35.rep



AeAeg_Aag2.TC.Dmem.rep



AeAeg_Aag2.TC.Dmem.18_23.rep



AeAeg_Aag2.TC.Dmem.24_35.rep



AeAeg_Aag2.TC.Dmem.rep



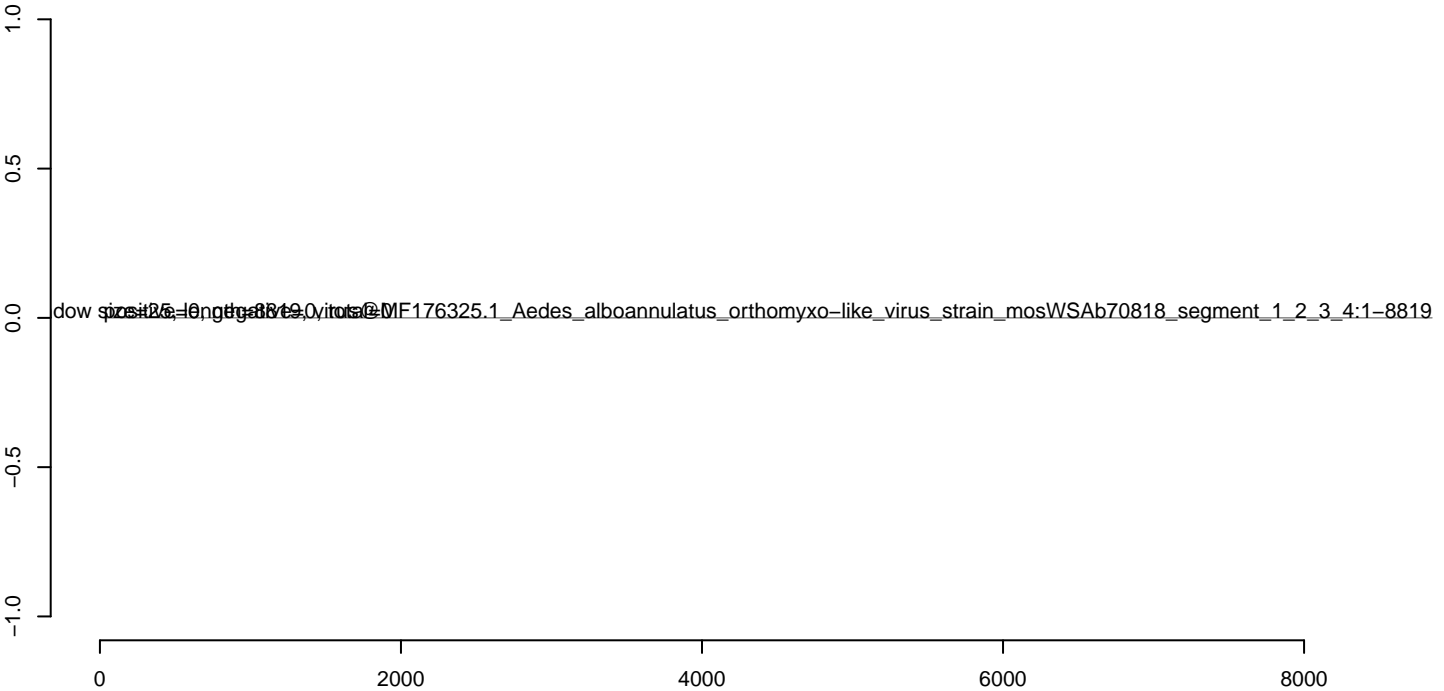
AeAeg_Aag2.TC.Dmem.18_23.rep



AeAeg_Aag2.TC.Dmem.24_35.rep



AeAeg_Aag2.TC.Dmem.rep



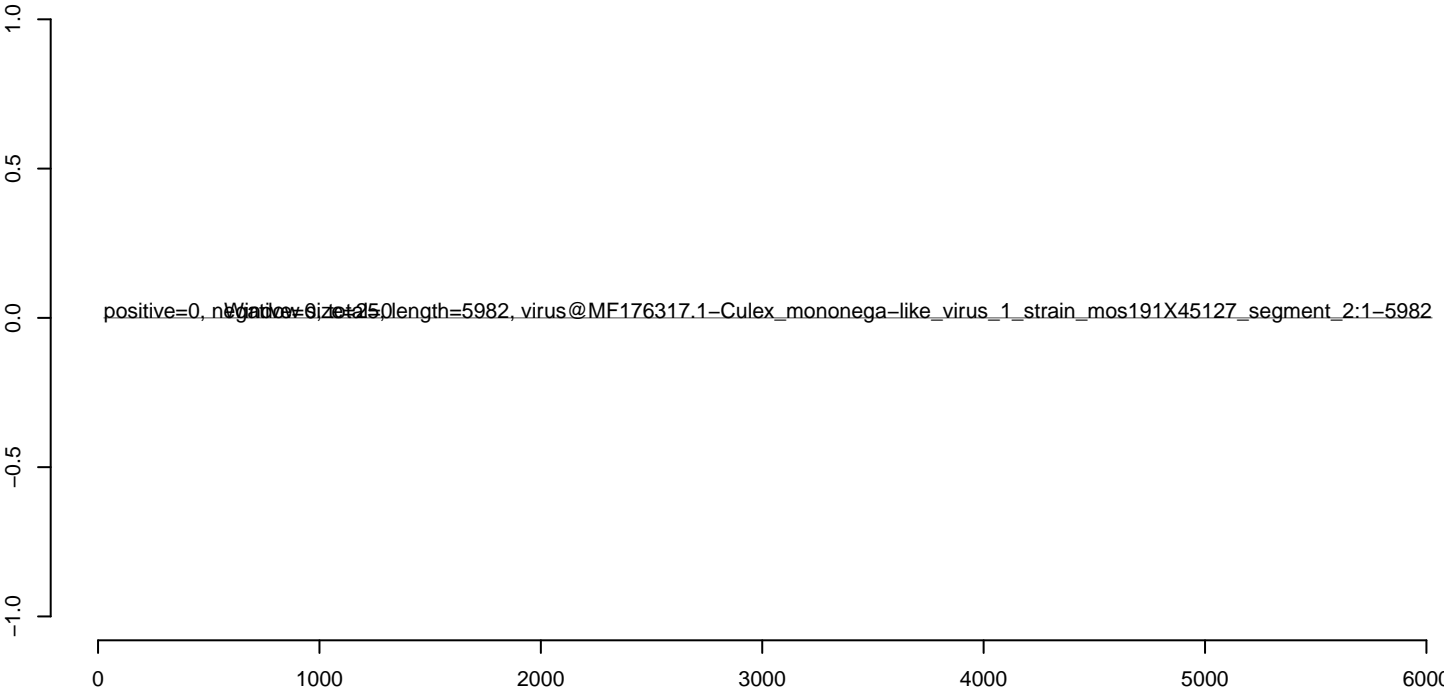
AeAeg_Aag2.TC.Dmem.18_23.rep



AeAeg_Aag2.TC.Dmem.24_35.rep



AeAeg_Aag2.TC.Dmem.rep





AeAeg_Aag2.TC.Dmem.18_23.rep



AeAeg_Aag2.TC.Dmem.24_35.rep



AeAeg_Aag2.TC.Dmem.rep



AeAeg_Aag2.TC.Dmem.18_23.rep



AeAeg_Aag2.TC.Dmem.24_35.rep



AeAeg_Aag2.TC.Dmem.rep



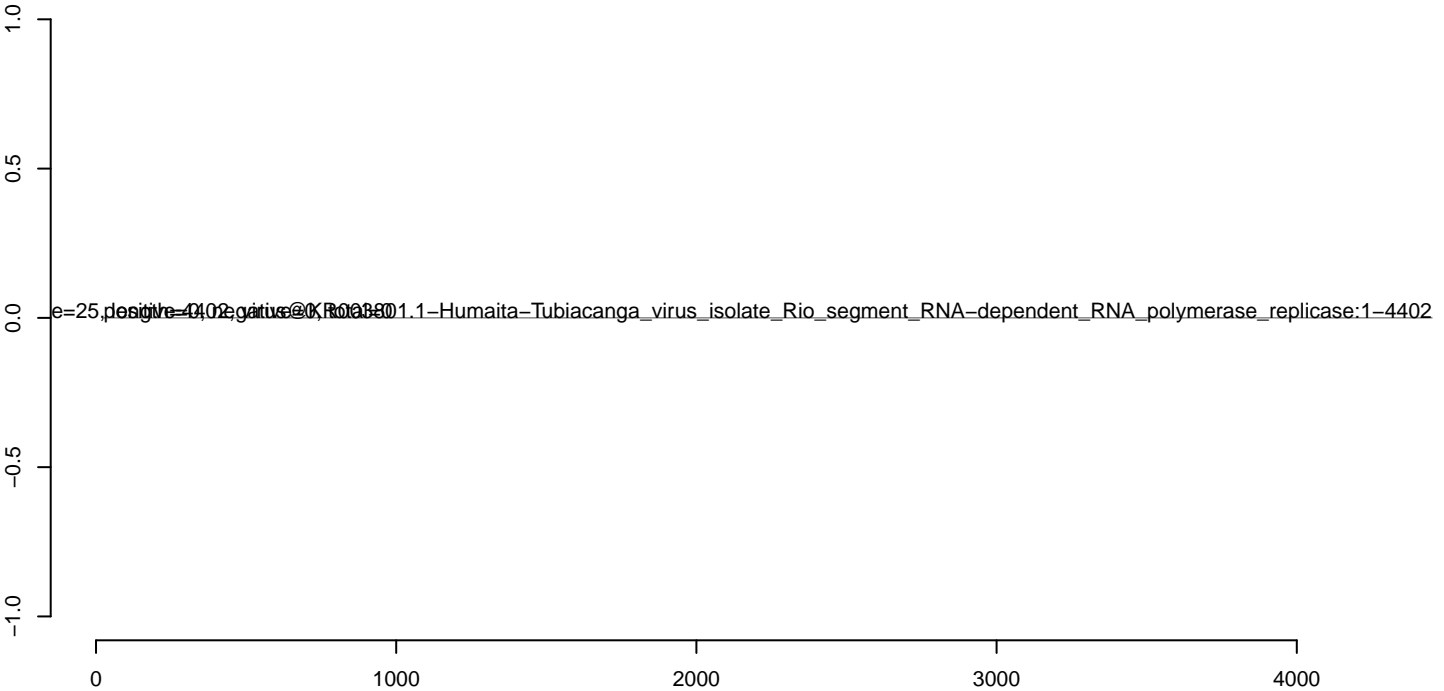
AeAeg_Aag2.TC.Dmem.18_23.rep



AeAeg_Aag2.TC.Dmem.24_35.rep



AeAeg_Aag2.TC.Dmem.rep



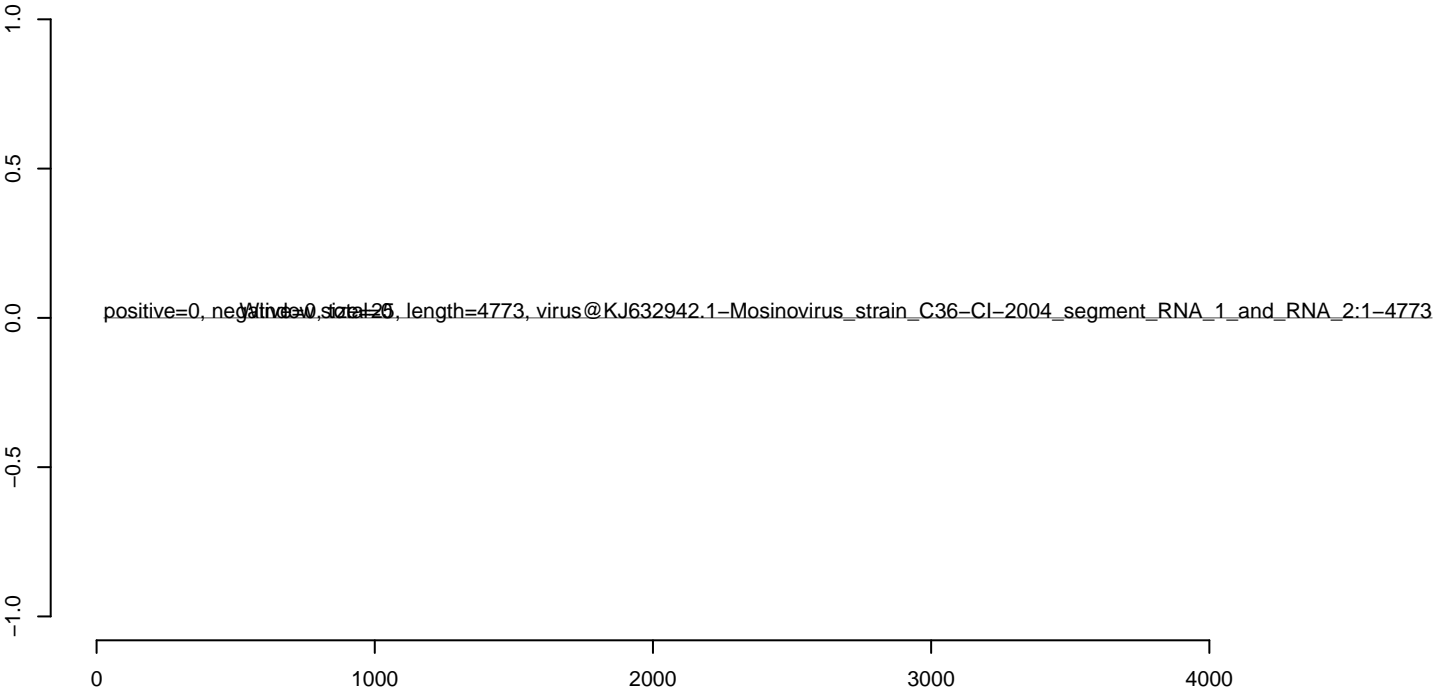
AeAeg_Aag2.TC.Dmem.18_23.rep



AeAeg_Aag2.TC.Dmem.24_35.rep



AeAeg_Aag2.TC.Dmem.rep



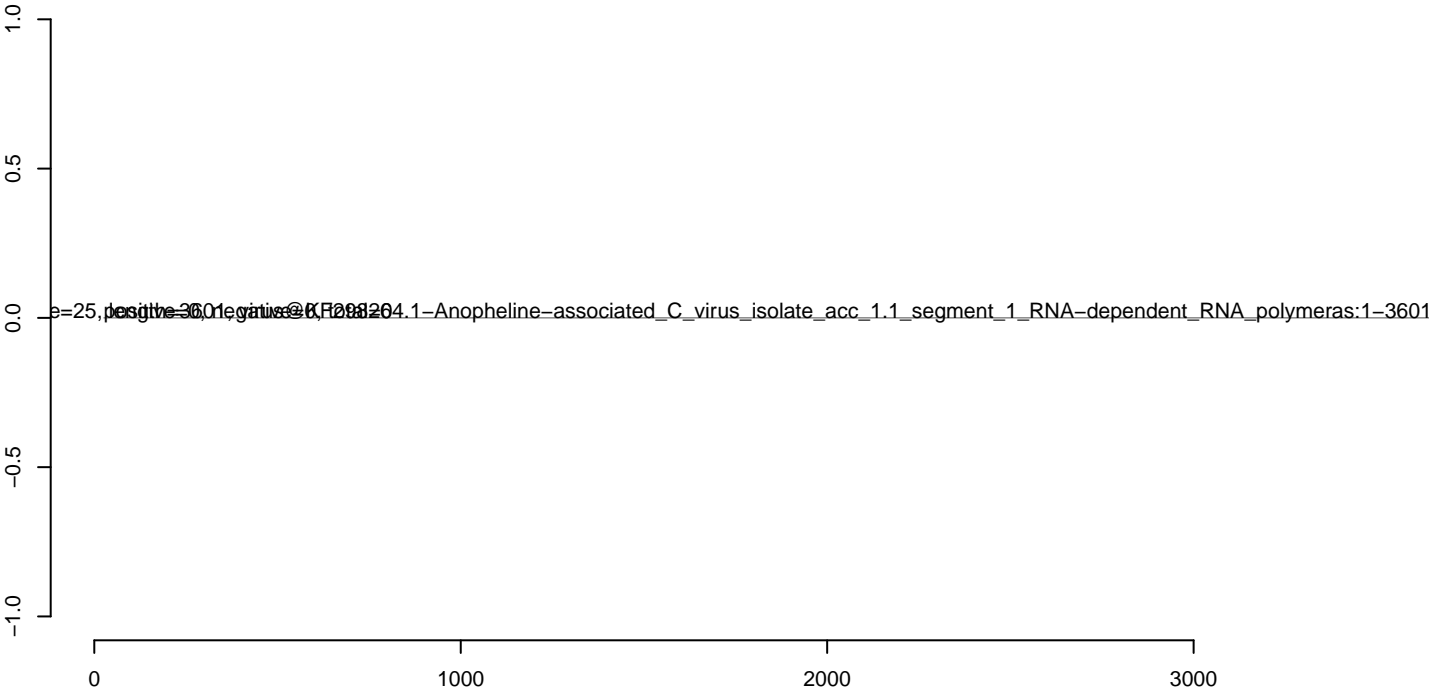
AeAeg_Aag2.TC.Dmem.18_23.rep



AeAeg_Aag2.TC.Dmem.24_35.rep



AeAeg_Aag2.TC.Dmem.rep



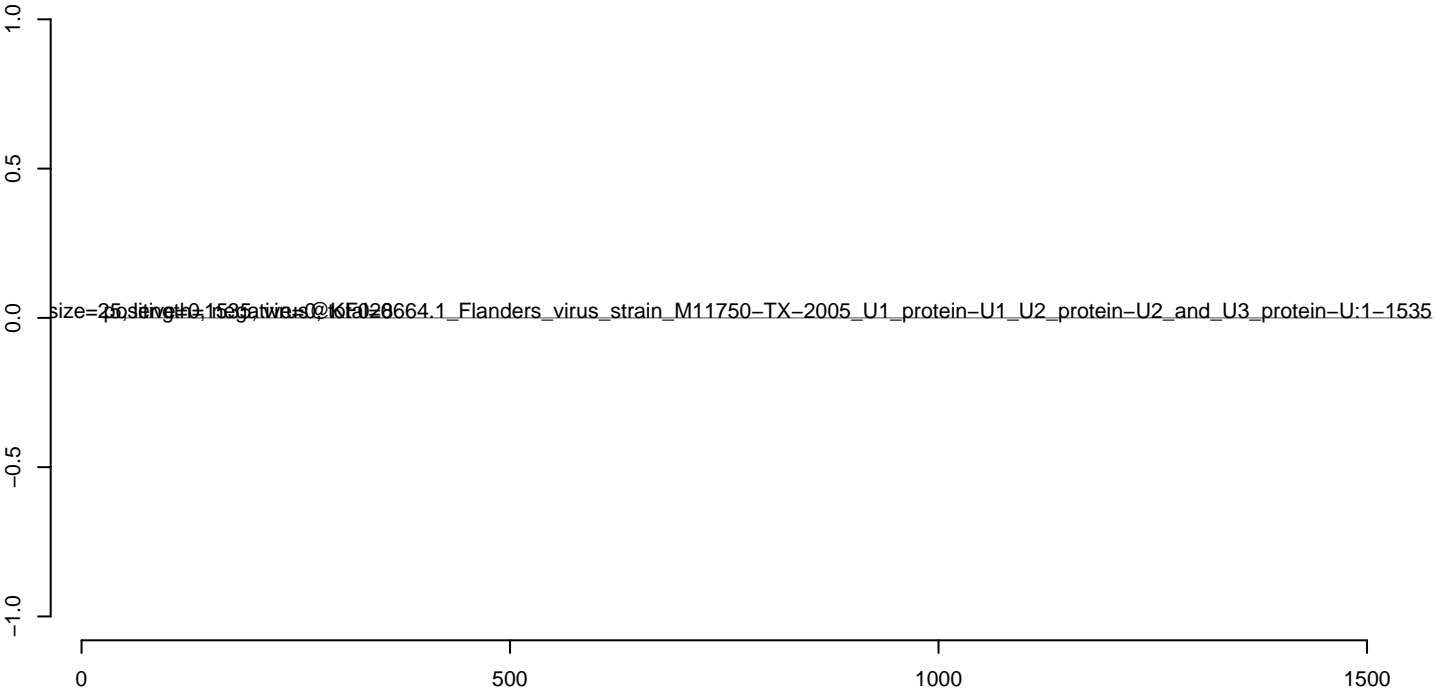
AeAeg_Aag2.TC.Dmem.18_23.rep



AeAeg_Aag2.TC.Dmem.24_35.rep



AeAeg_Aag2.TC.Dmem.rep




AeAeg_Aag2.TC.Dmem.18_23.rep



AeAeg_Aag2.TC.Dmem.24_35.rep




AeAeg_Aag2.TC.Dmem.rep




Window size=25, length=12297, positive=0, negative=0, total=0
Virus@KC608151.1-Ilesha_virus_strain_ILESHA_8e_segment_S_plus_segment_M_plus_segment_L:1-12297

AeAeg_Aag2.TC.Dmem.18_23.rep



AeAeg_Aag2.TC.Dmem.24_35.rep



AeAeg_Aag2.TC.Dmem.rep



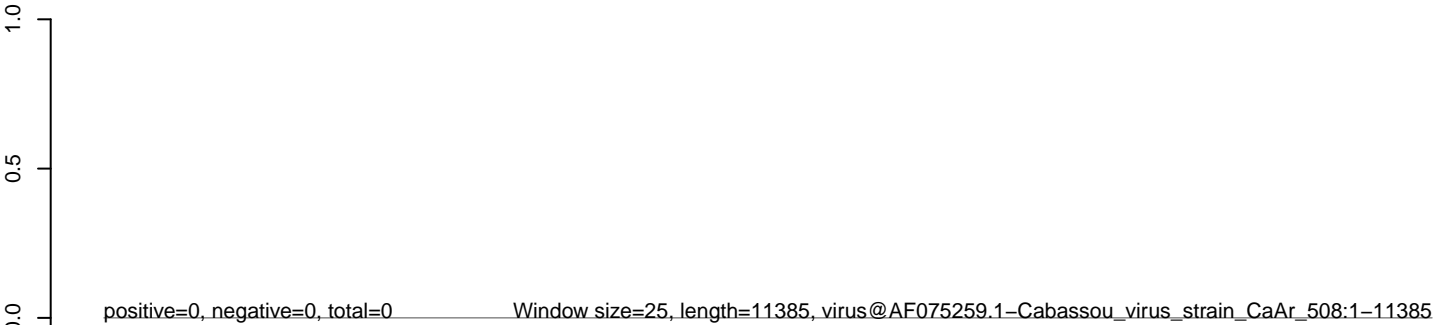
AeAeg_Aag2.TC.Dmem.18_23.rep



AeAeg_Aag2.TC.Dmem.24_35.rep



AeAeg_Aag2.TC.Dmem.rep



0 2000 4000 6000 8000 10000

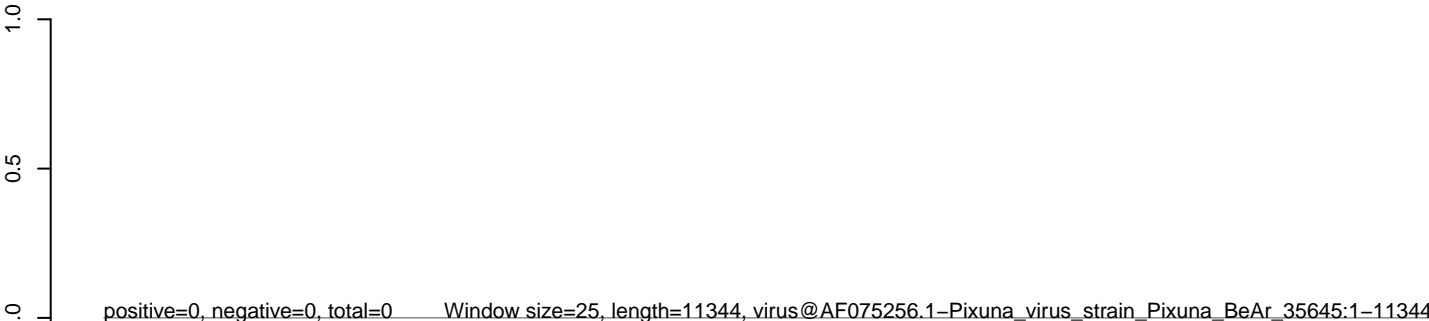
AeAeg_Aag2.TC.Dmem.18_23.rep



AeAeg_Aag2.TC.Dmem.24_35.rep



AeAeg_Aag2.TC.Dmem.rep



0 2000 4000 6000 8000 10000

AeAeg_Aag2.TC.Dmem.18_23.rep



AeAeg_Aag2.TC.Dmem.24_35.rep



AeAeg_Aag2.TC.Dmem.rep



0 2000 4000 6000 8000 10000 12000