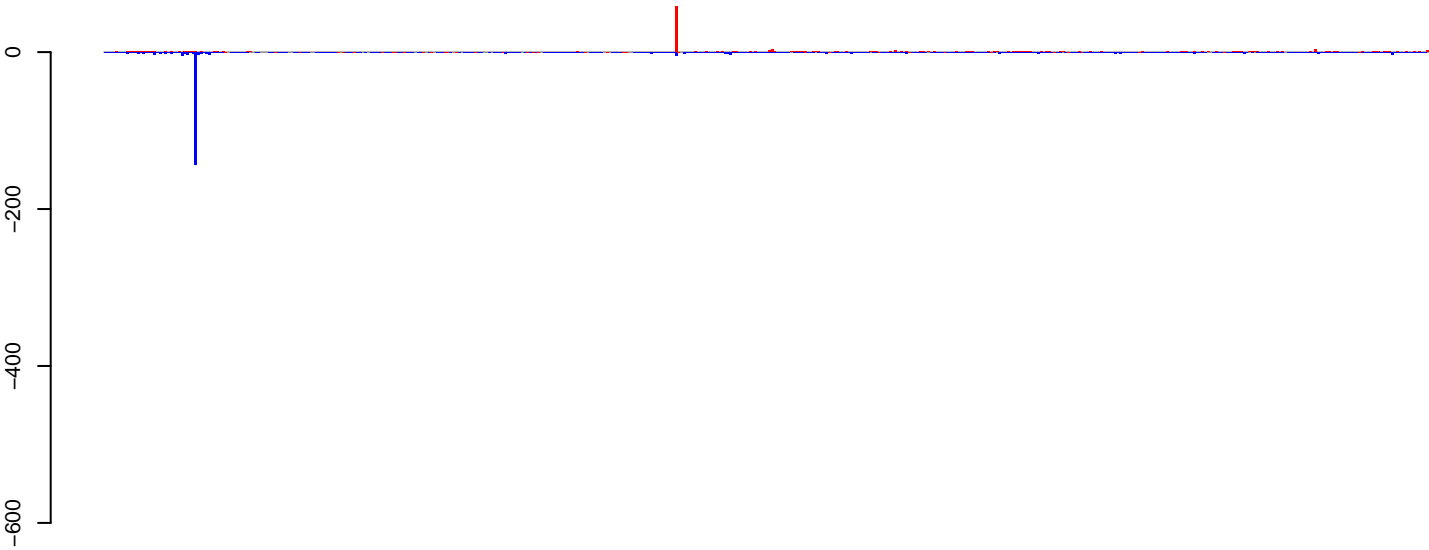
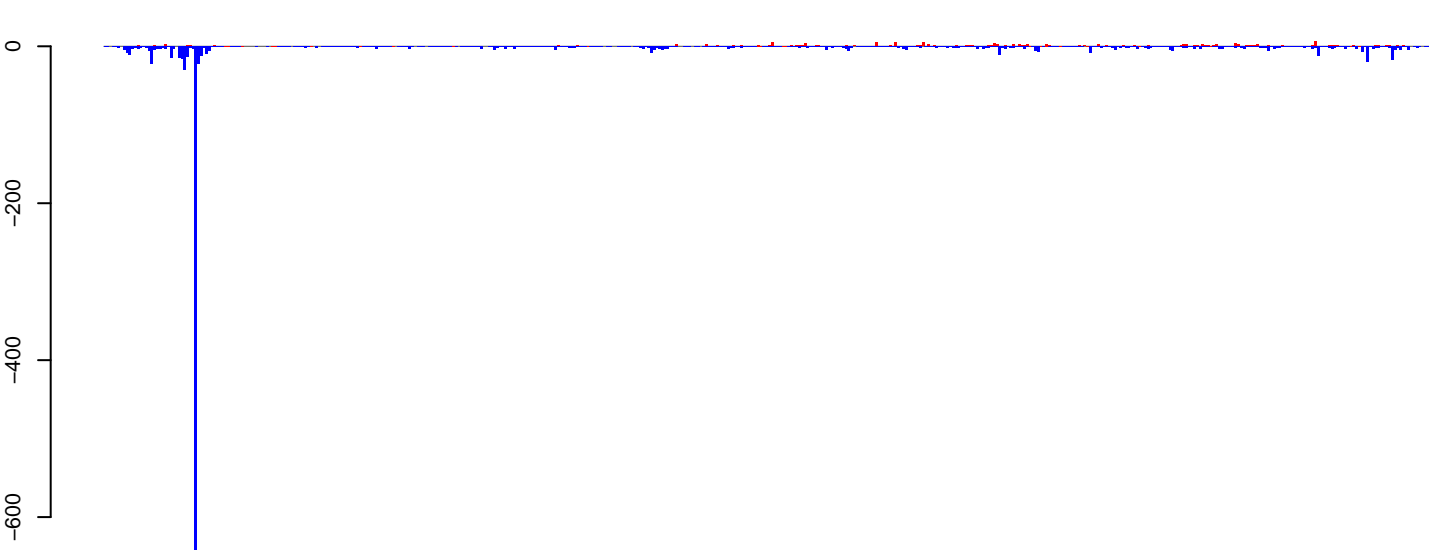


AeAeg_Aag2.TC.M3.18_23.rep



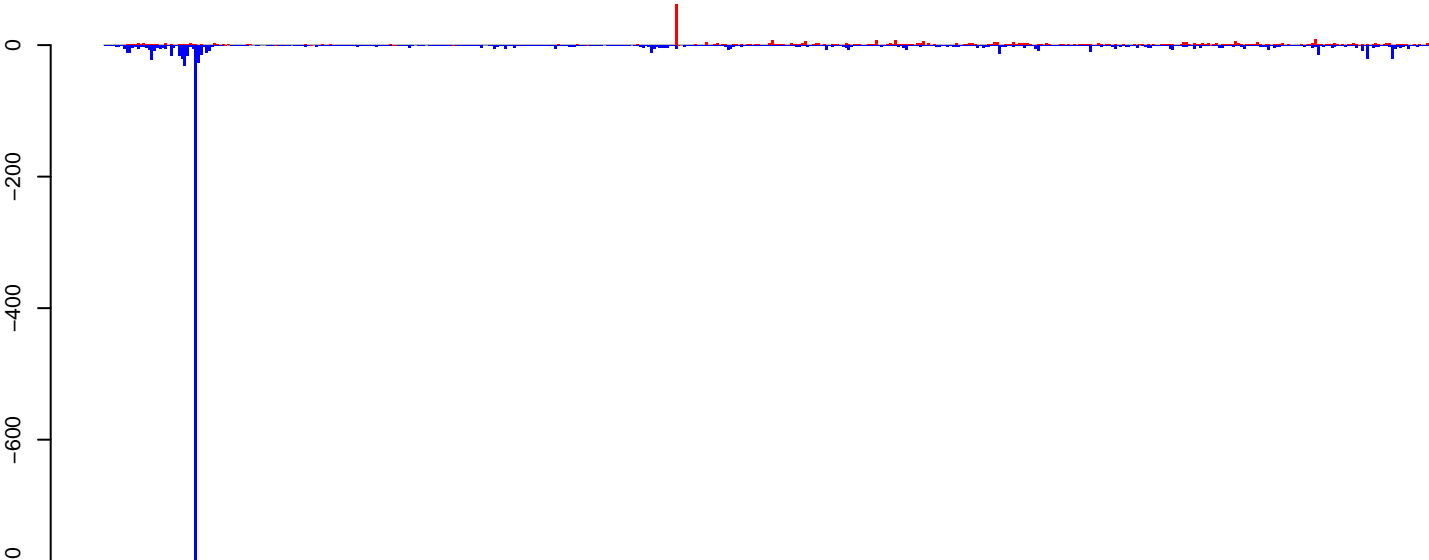
positive=188, negative=341, total=530

AeAeg_Aag2.TC.M3.24_35.rep



positive=226, negative=1414, total=1640

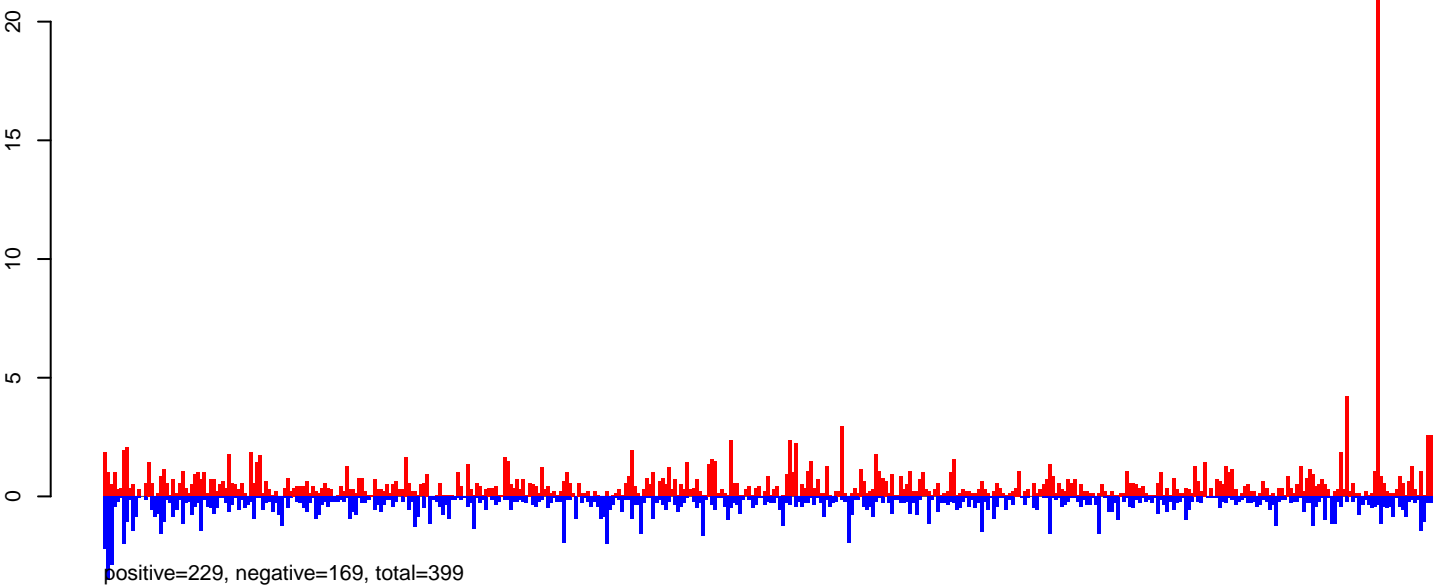
AeAeg_Aag2.TC.M3.rep



positive=209, negative=1758, total=1967
@NC_058266.1=2169
si_Charoen-like_virus_isolate_Rio_segment_S_plus_segment_M_plus_segment_L_Nucle:1-12099

0 2000 4000 6000 8000 10000 12000

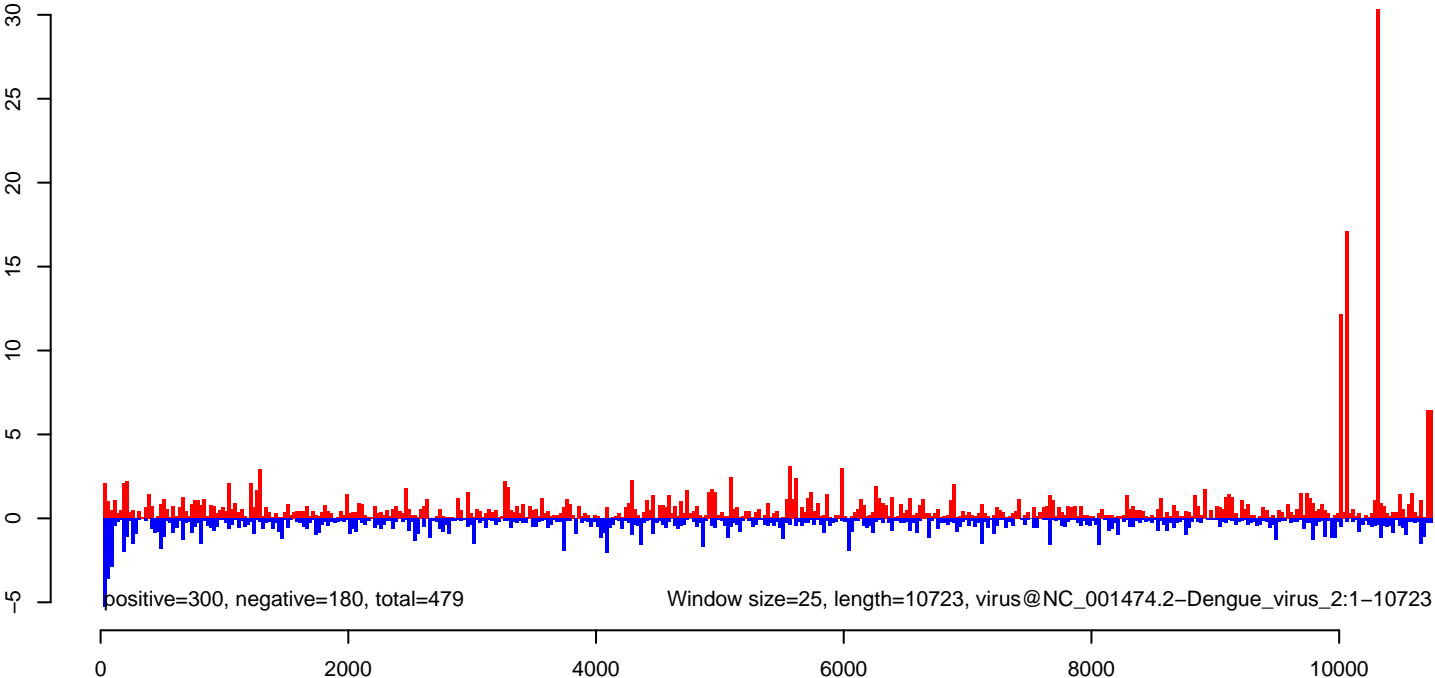
AeAeg_Aag2.TC.M3.18_23.rep



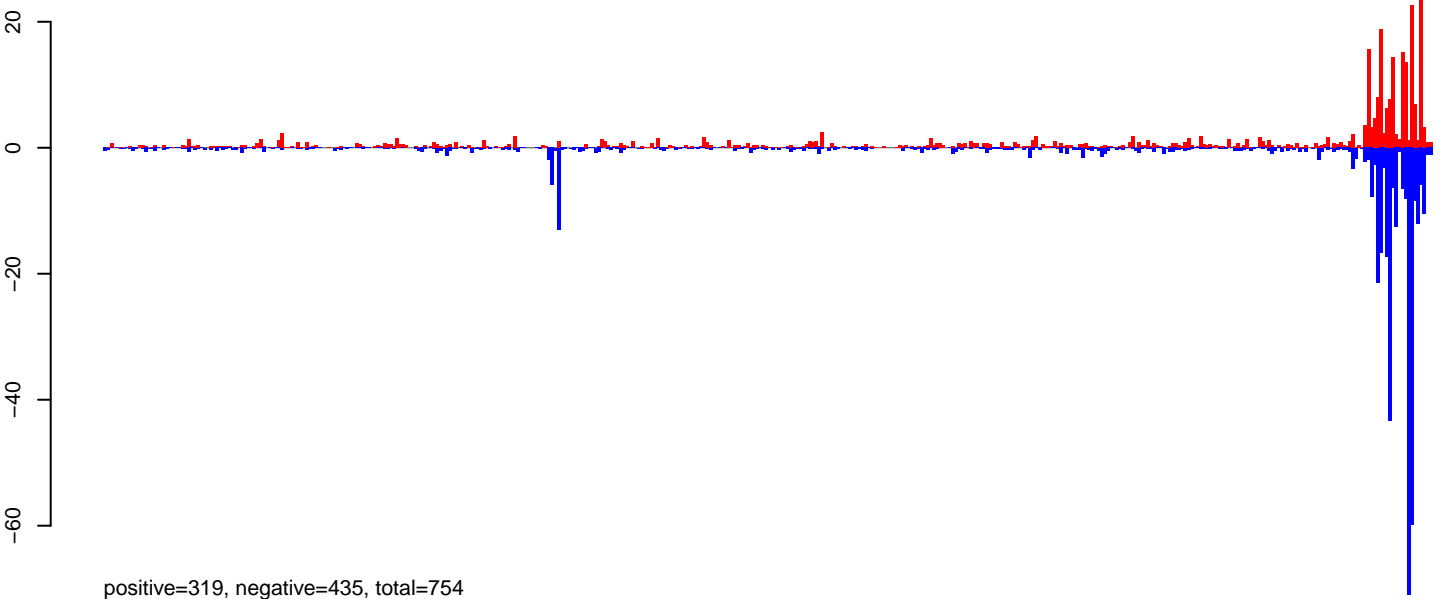
AeAeg_Aag2.TC.M3.24_35.rep



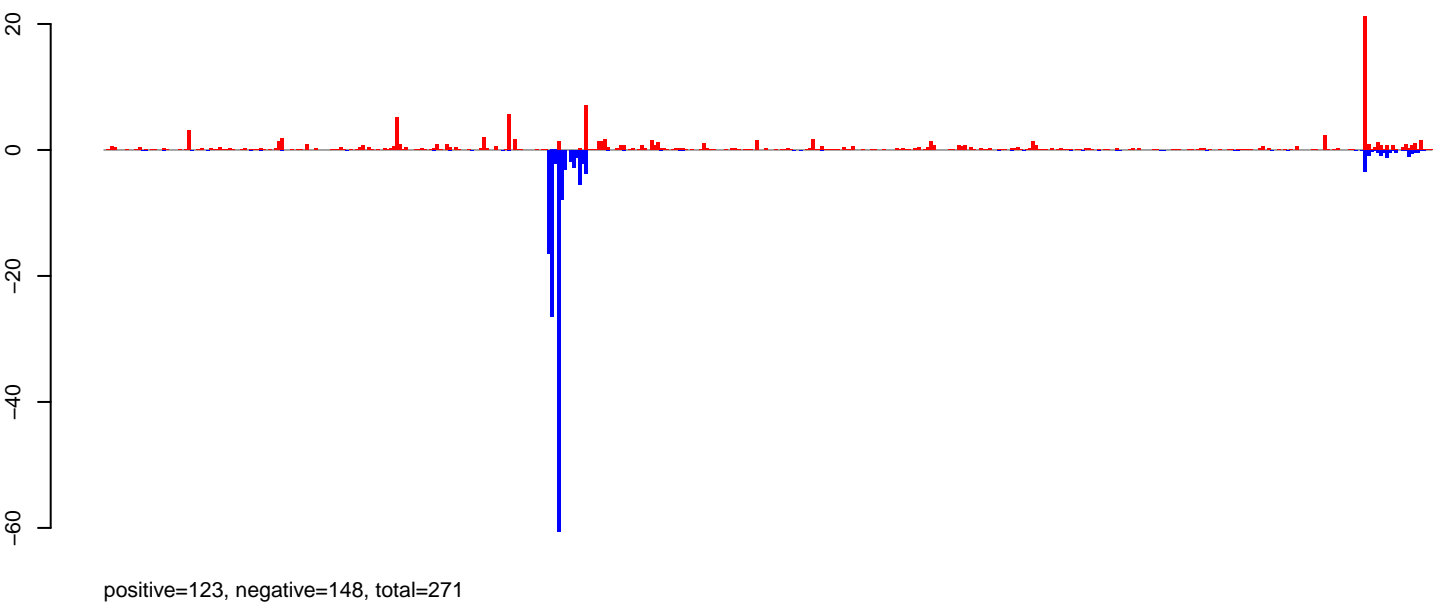
AeAeg_Aag2.TC.M3.rep



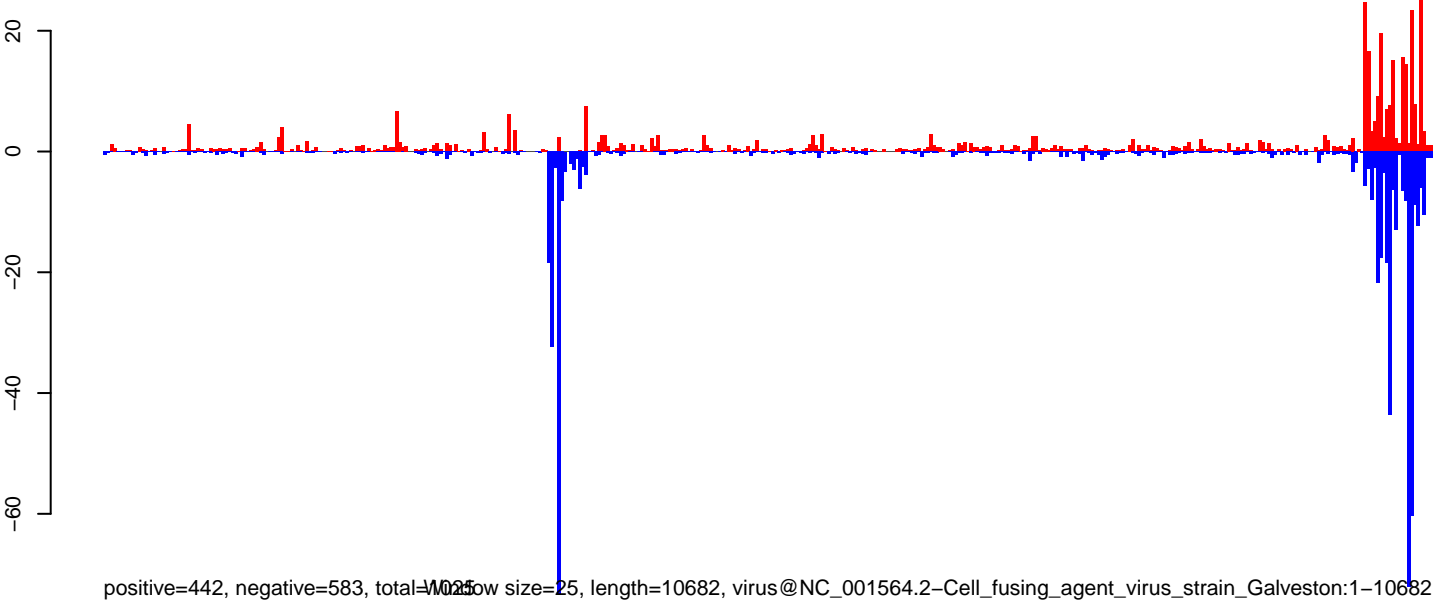
AeAeg_Aag2.TC.M3.18_23.rep



AeAeg_Aag2.TC.M3.24_35.rep



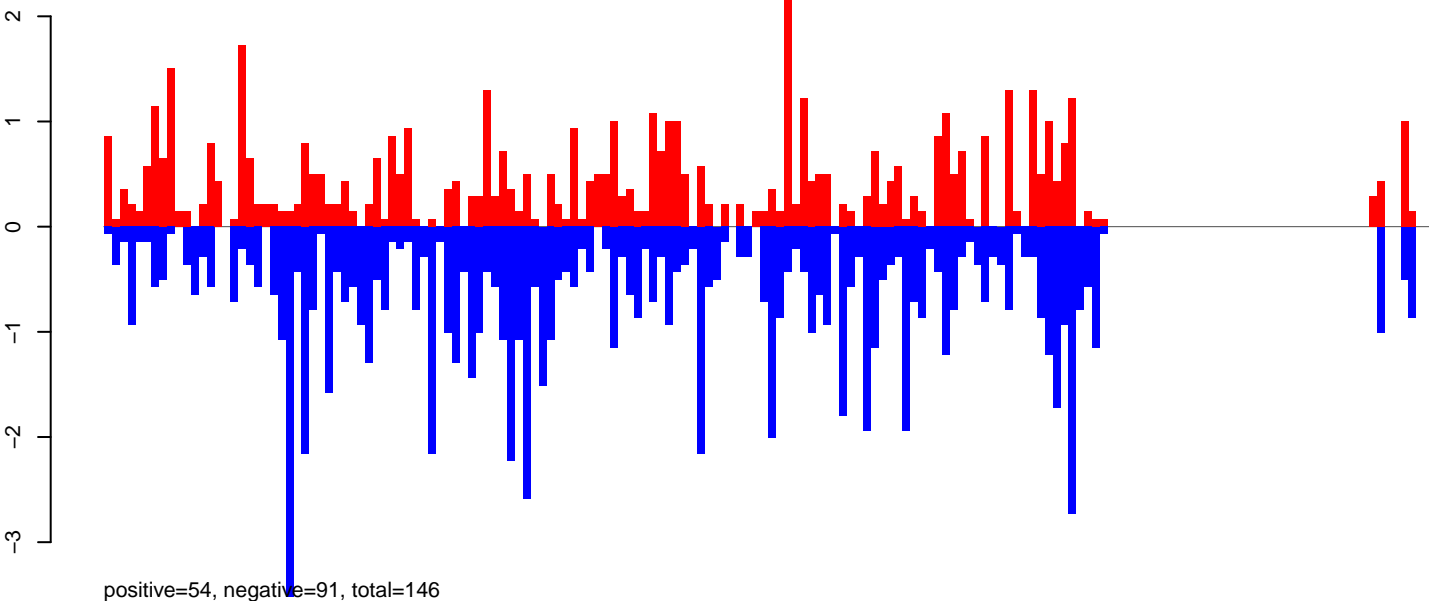
AeAeg_Aag2.TC.M3.rep



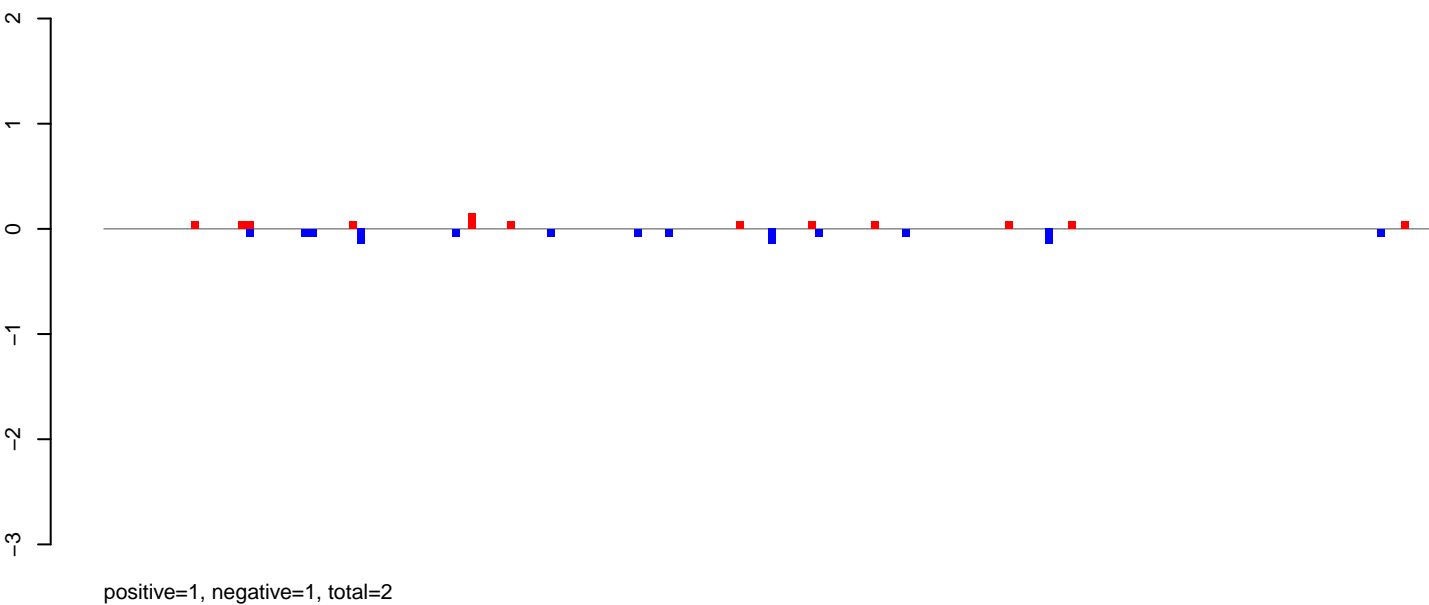
Window size=25, length=10682, virus@NC_001564.2-Cell_fusing_agent_virus_strain_Galveston:1-10682



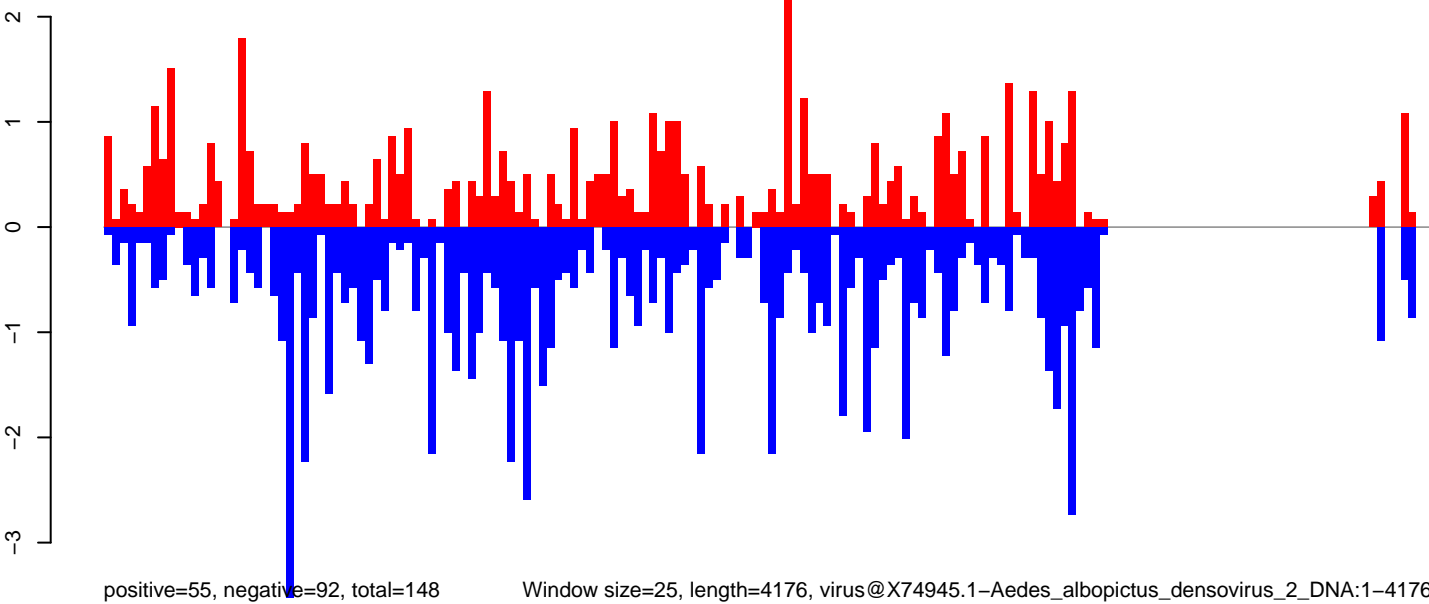
AeAeg_Aag2.TC.M3.18_23.rep



AeAeg_Aag2.TC.M3.24_35.rep



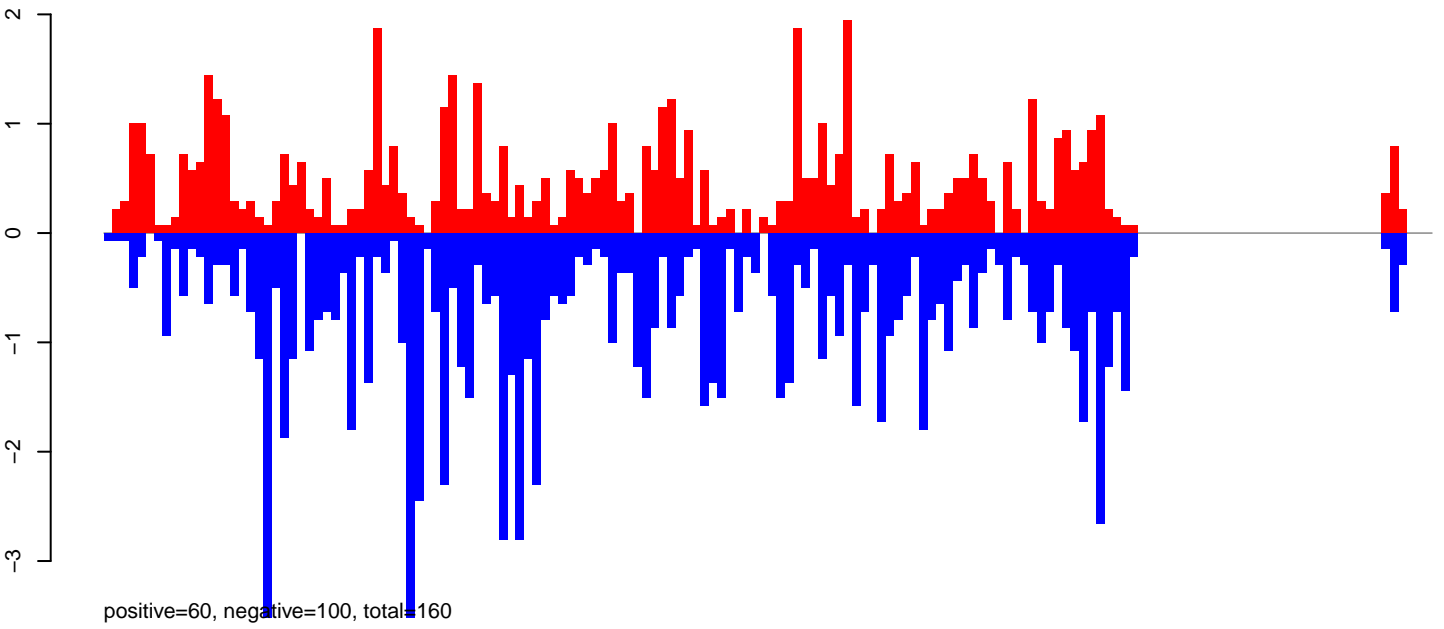
AeAeg_Aag2.TC.M3.rep



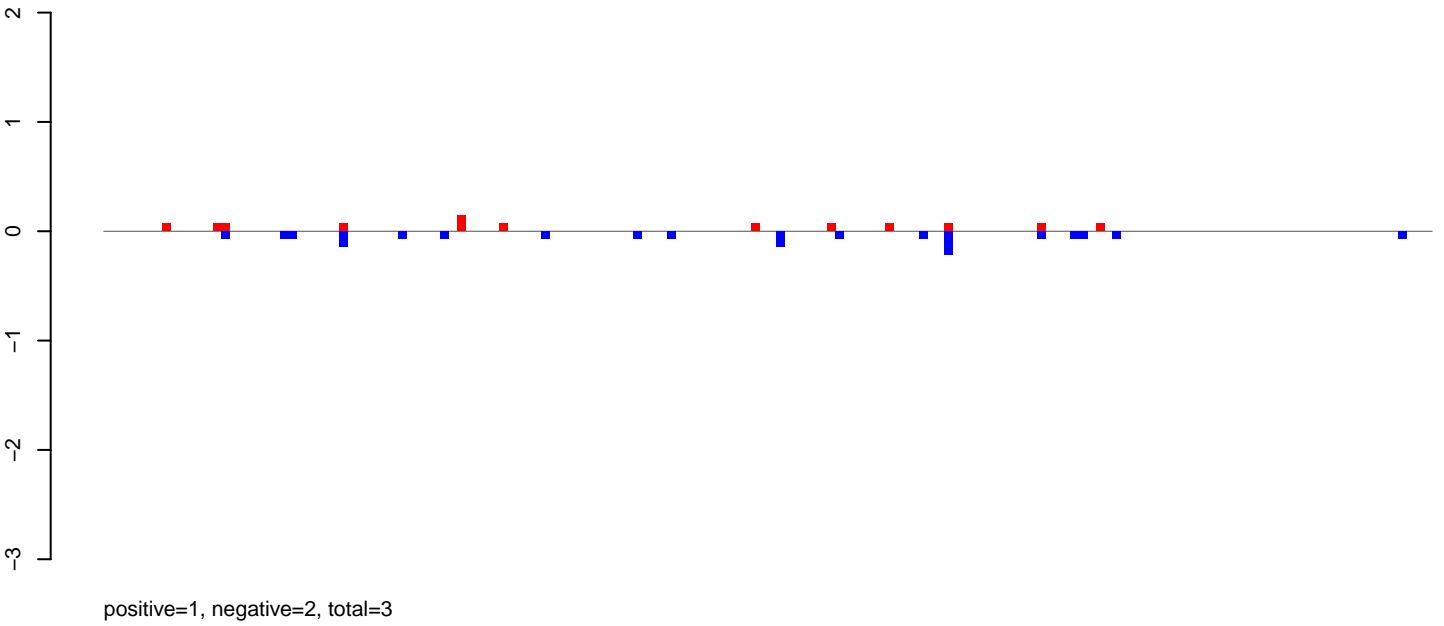
Window size=25, length=4176, virus@X74945.1-Aedes_albopictus_densovirus_2_DNA:1-4176

0 1000 2000 3000 4000

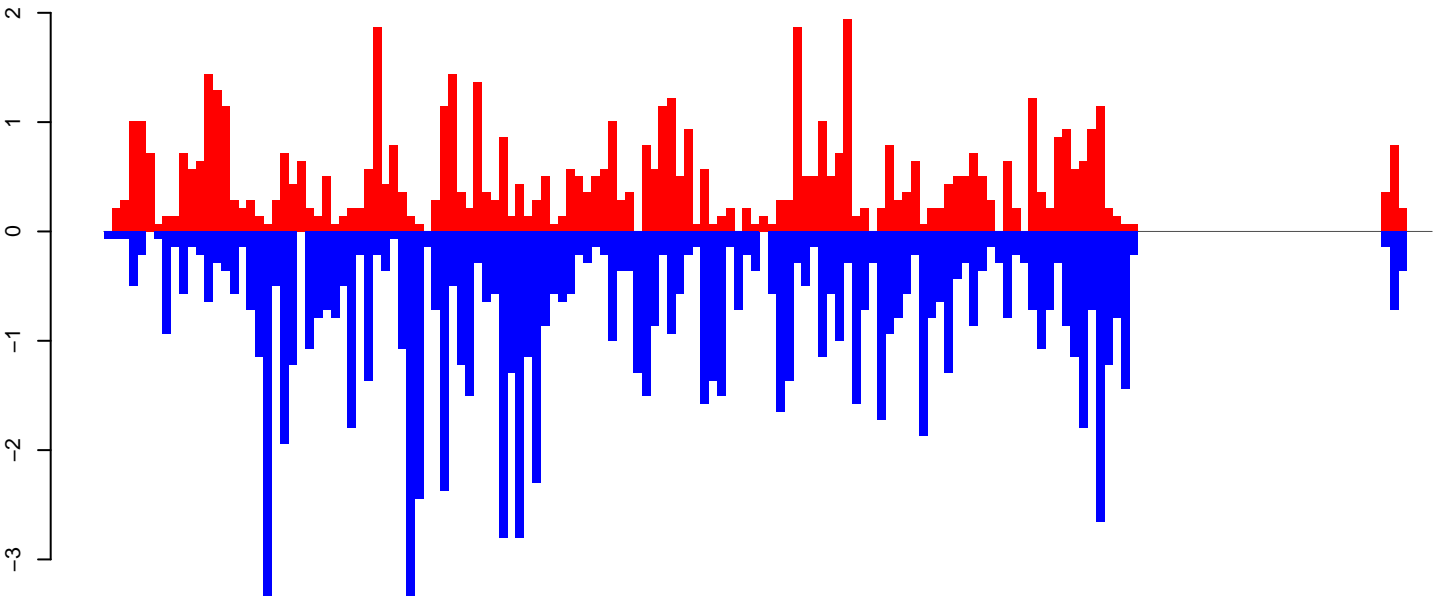
AeAeg_Aag2.TC.M3.18_23.rep



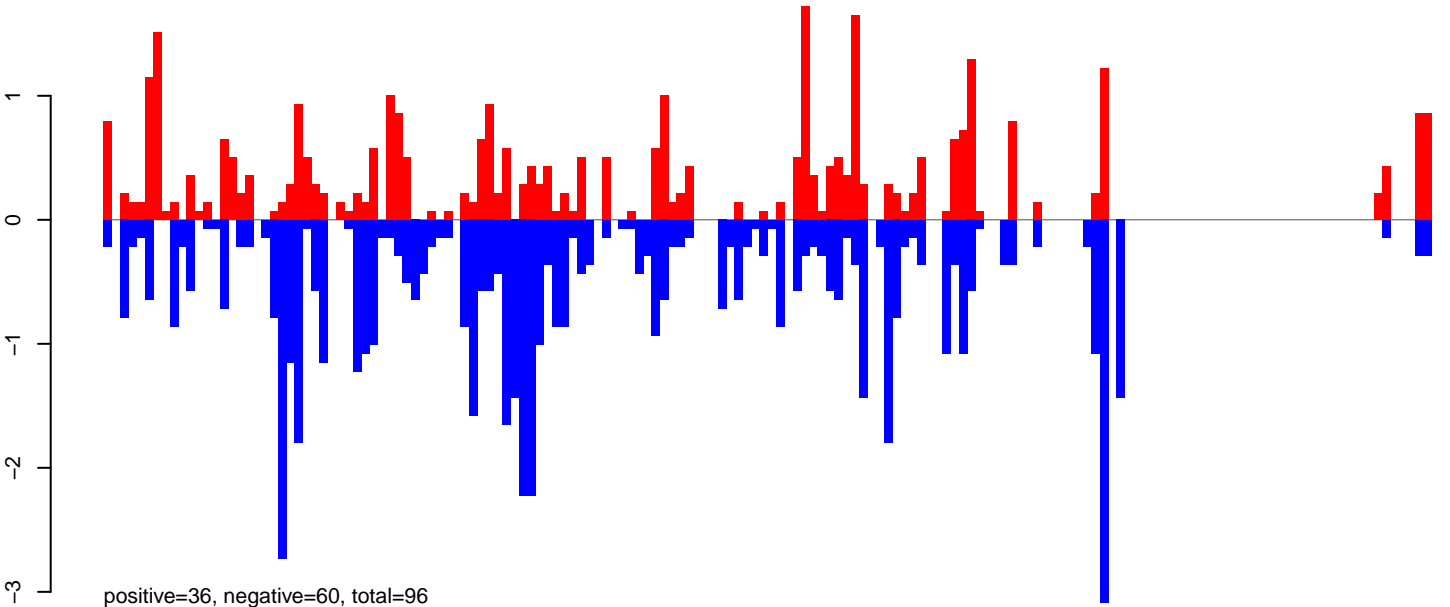
AeAeg_Aag2.TC.M3.24_35.rep



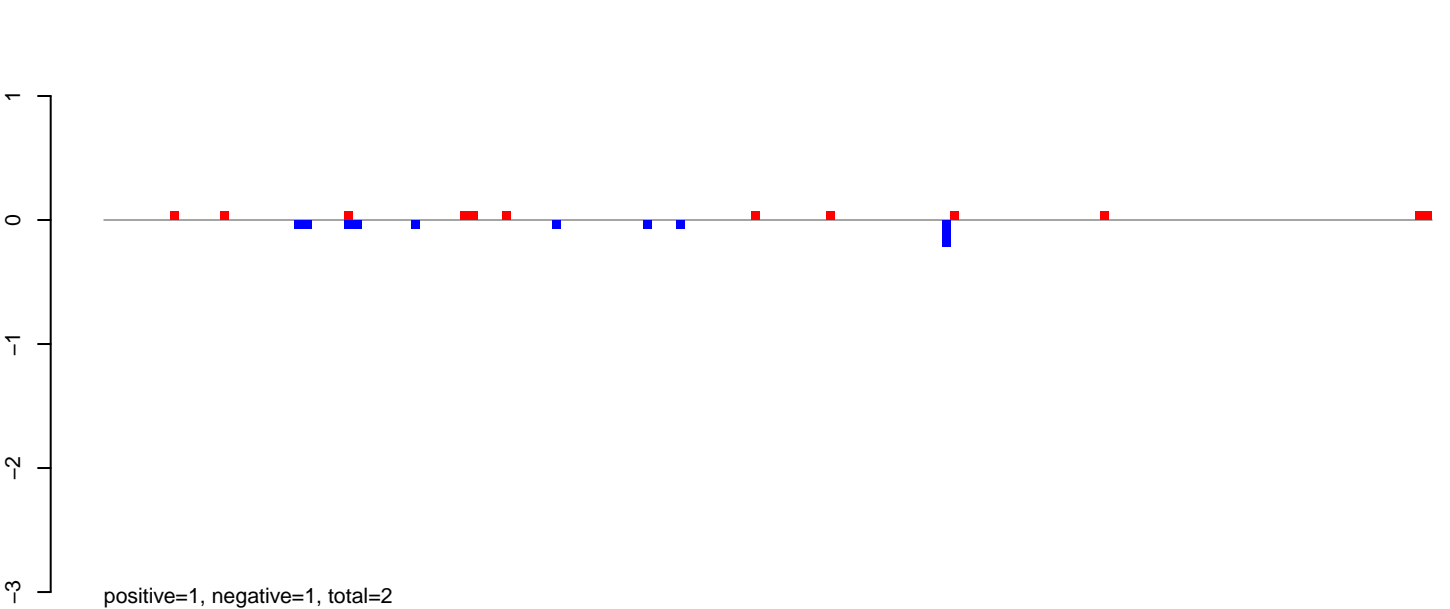
AeAeg_Aag2.TC.M3.rep



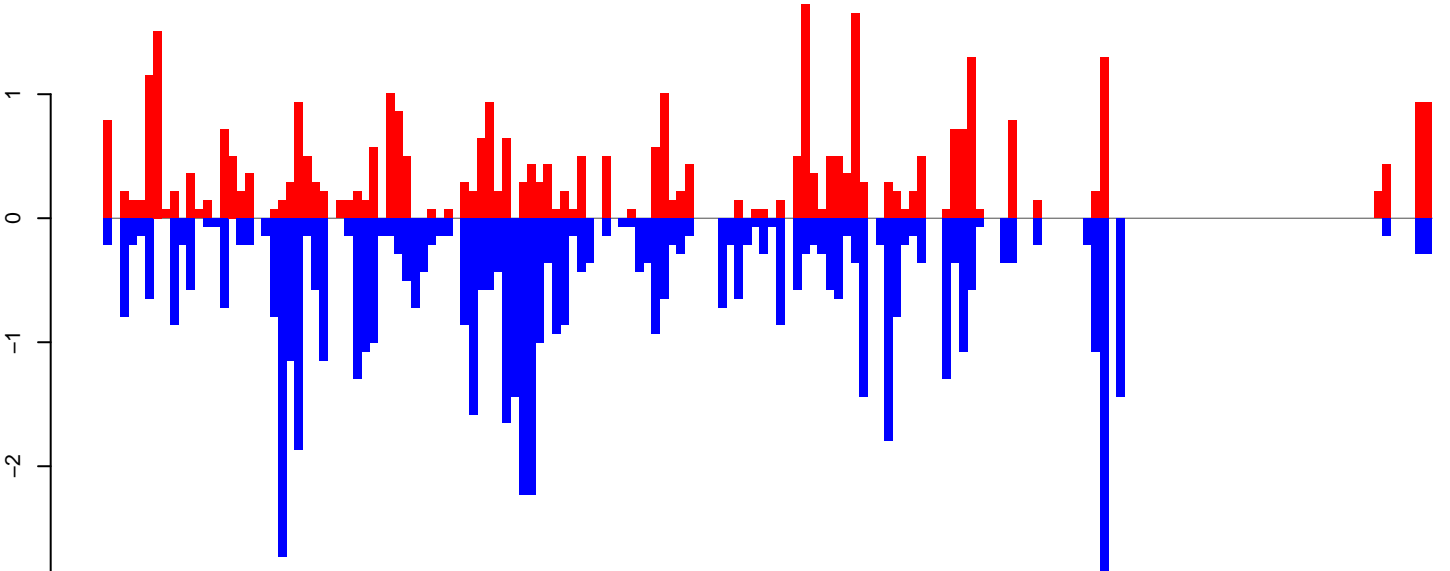
AeAeg_Aag2.TC.M3.18_23.rep



AeAeg_Aag2.TC.M3.24_35.rep




AeAeg_Aag2.TC.M3.rep



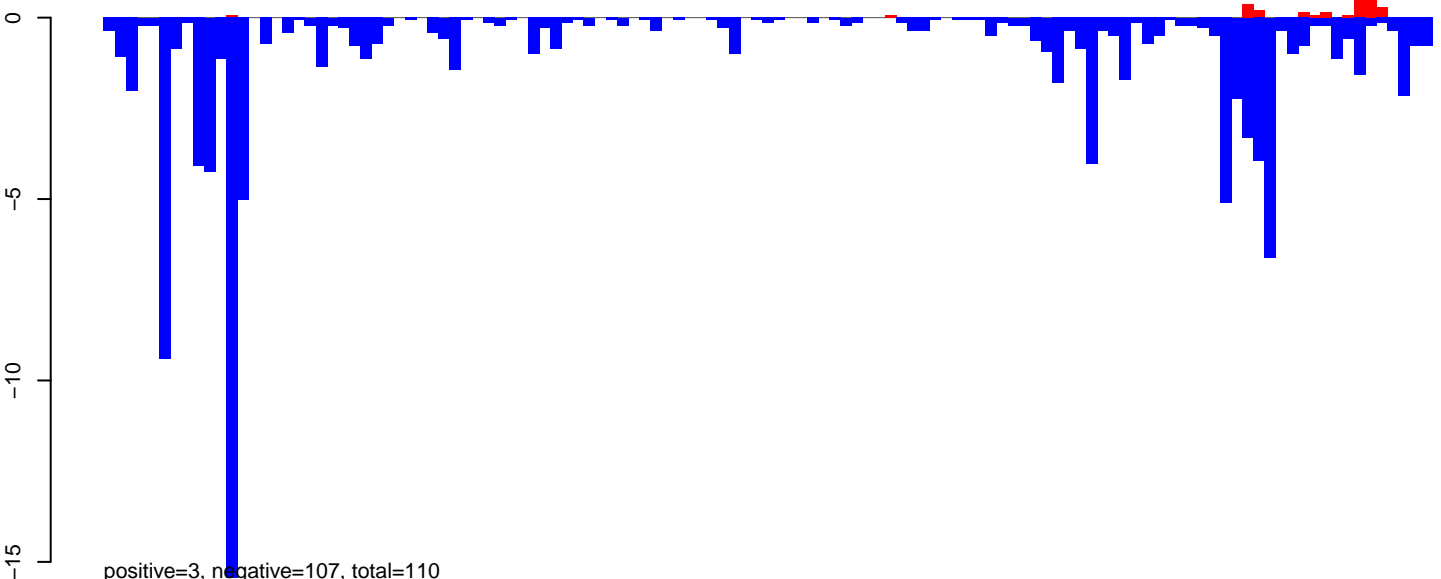
NCBI Reference Sequence: NC_015555.1-Haemagogus_equinus_densovirus_nonstructural_protein_1_nonstructural_protein_2_and_c:1-3986

0 1000 2000 3000 4000

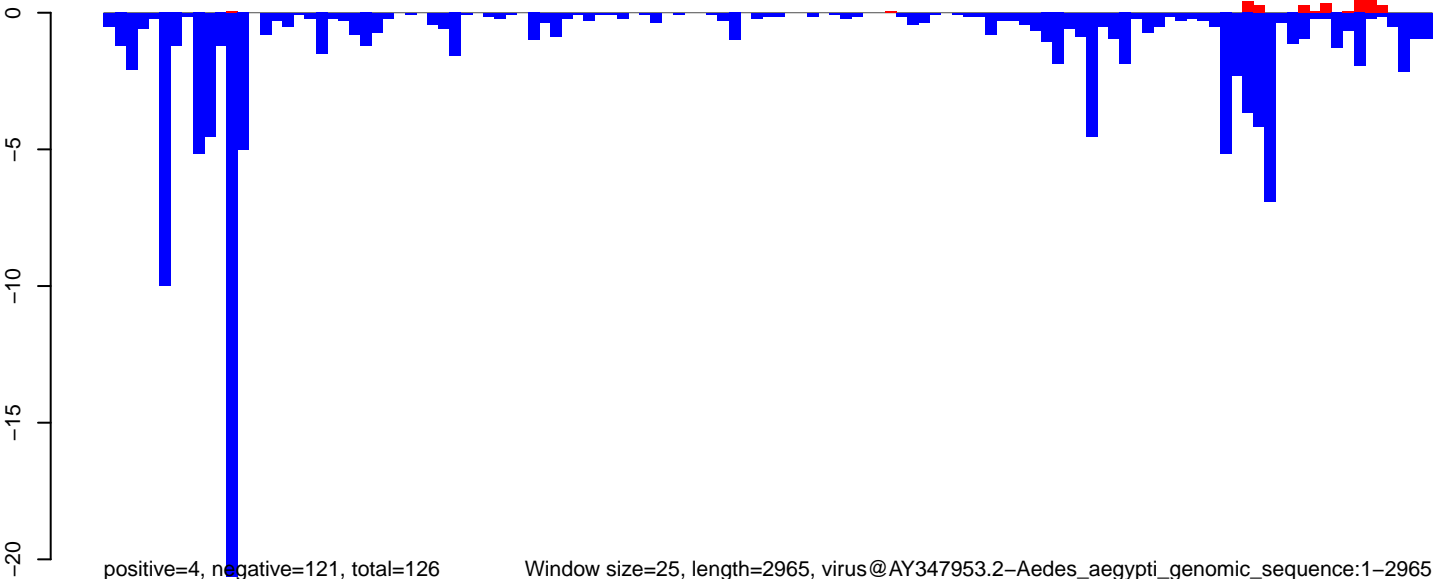
AeAeg_Aag2.TC.M3.18_23.rep



AeAeg_Aag2.TC.M3.24_35.rep



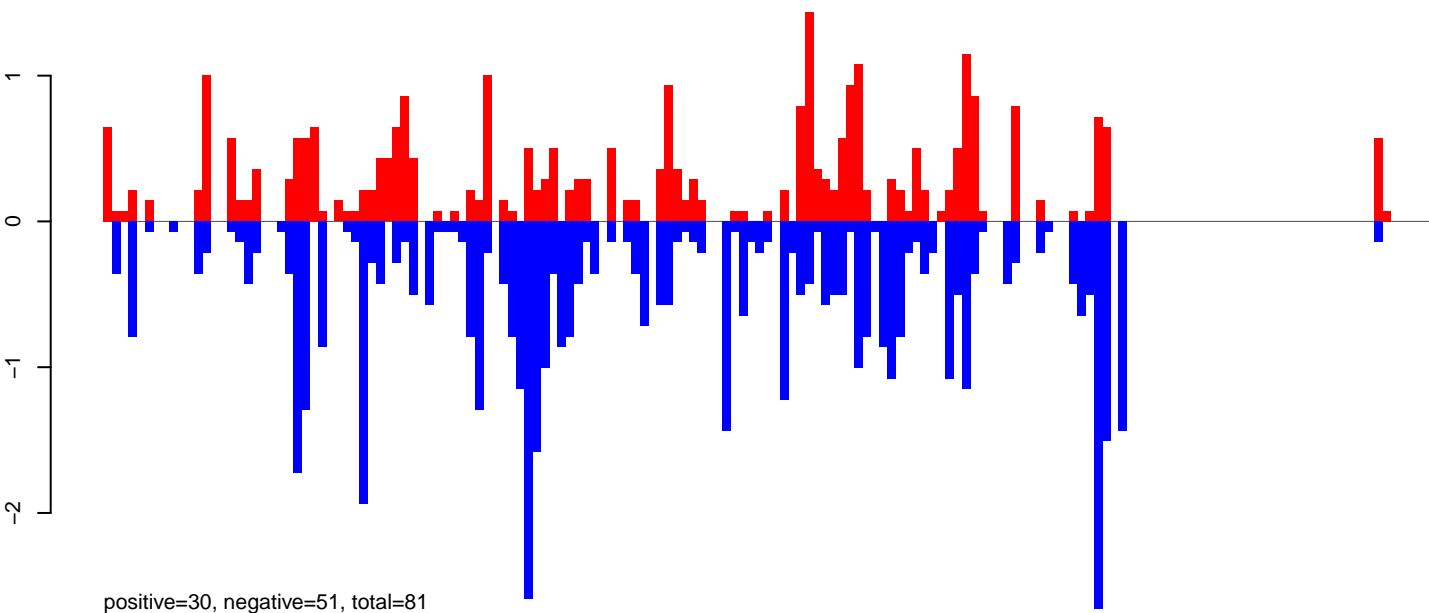
AeAeg_Aag2.TC.M3.rep



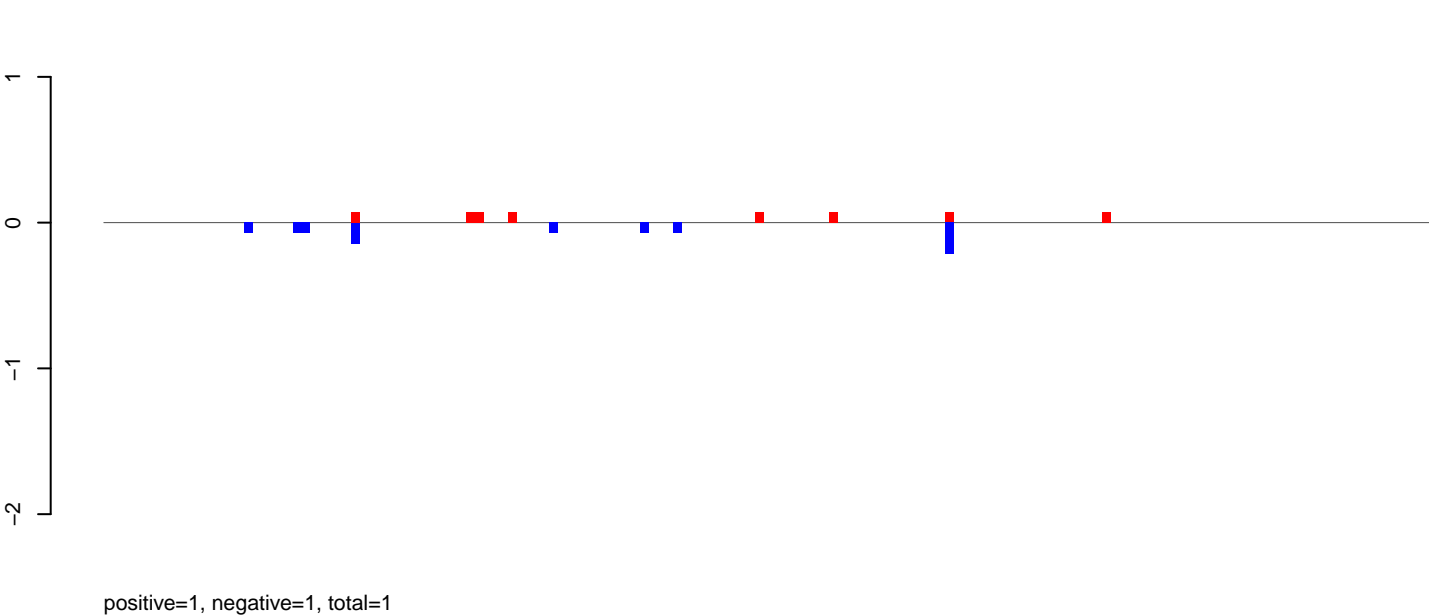
Window size=25, length=2965, virus@AY347953.2-Aedes_aegypti_genomic_sequence:1-2965

0 500 1000 1500 2000 2500 3000

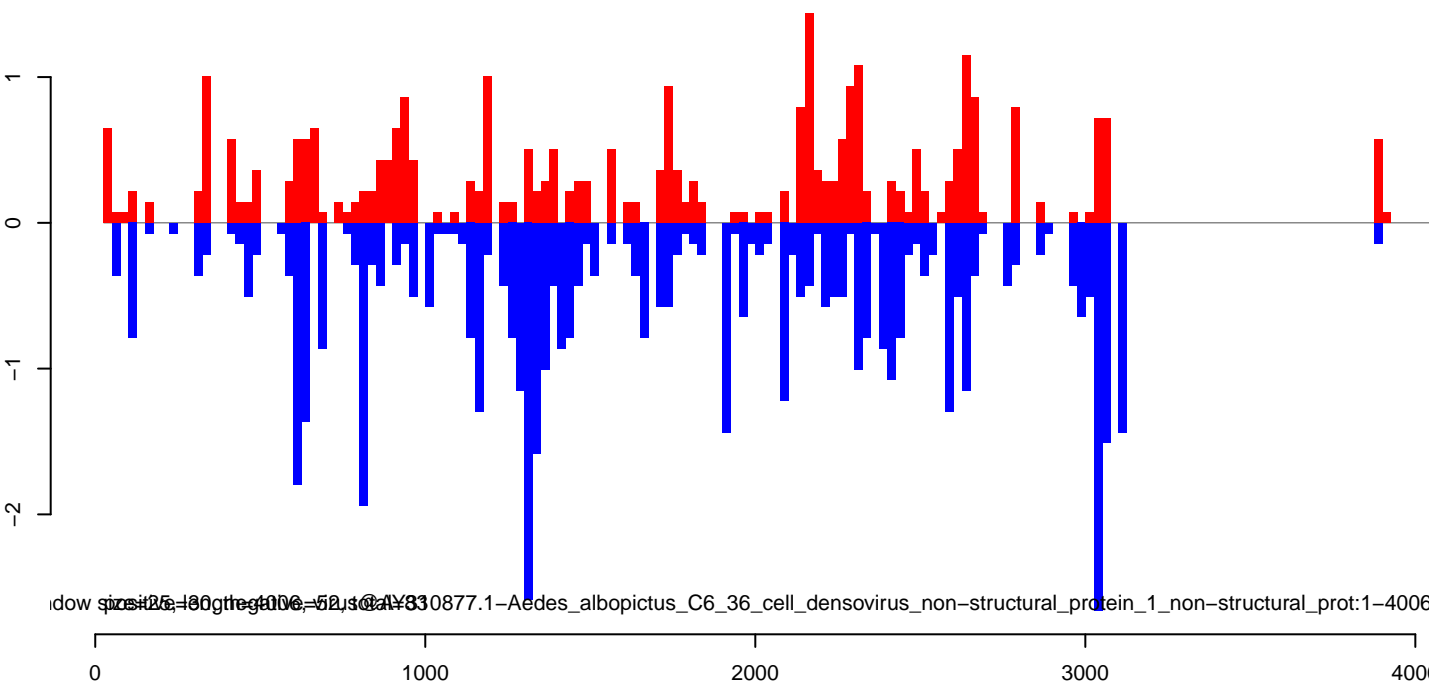
AeAeg_Aag2.TC.M3.18_23.rep



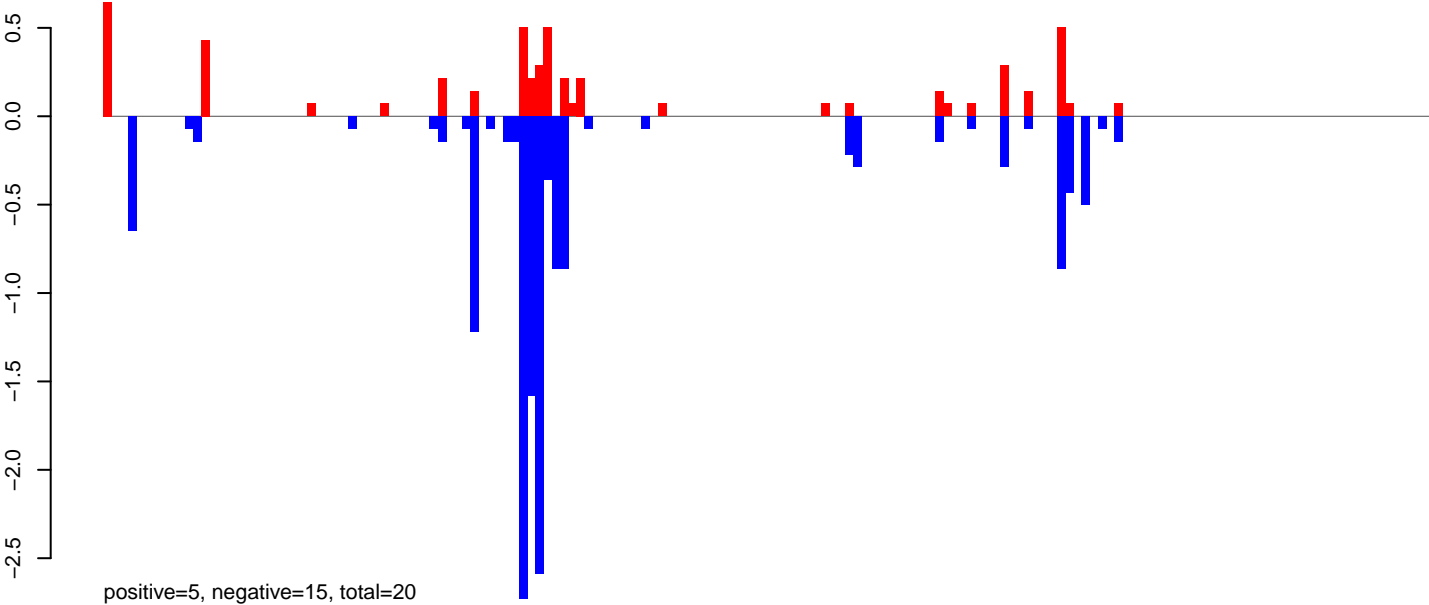
AeAeg_Aag2.TC.M3.24_35.rep




AeAeg_Aag2.TC.M3.rep



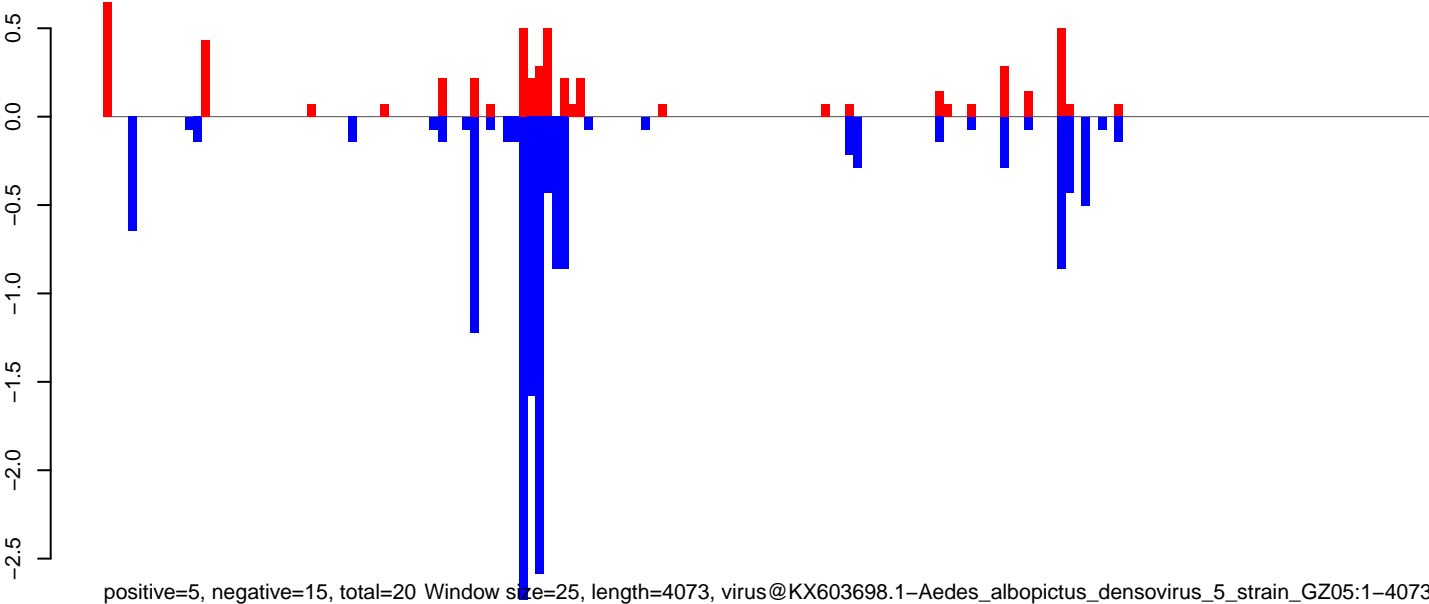
AeAeg_Aag2.TC.M3.18_23.rep



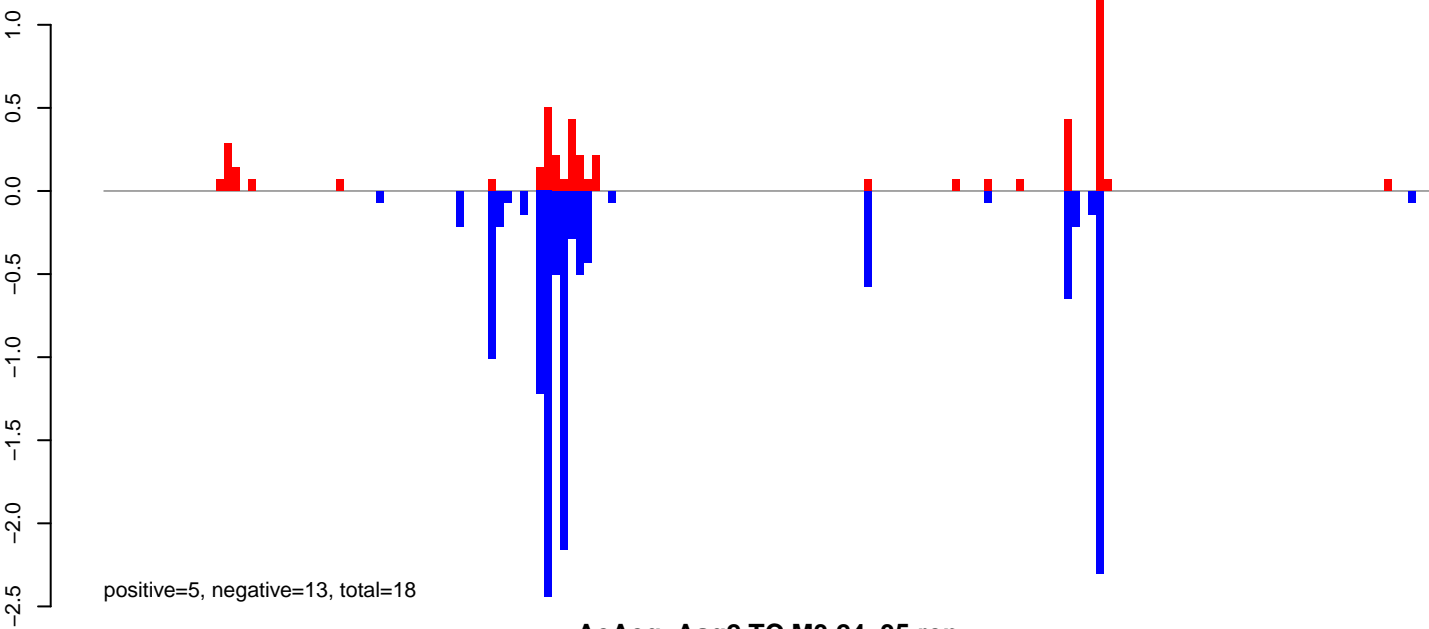
AeAeg_Aag2.TC.M3.24_35.rep




AeAeg_Aag2.TC.M3.rep



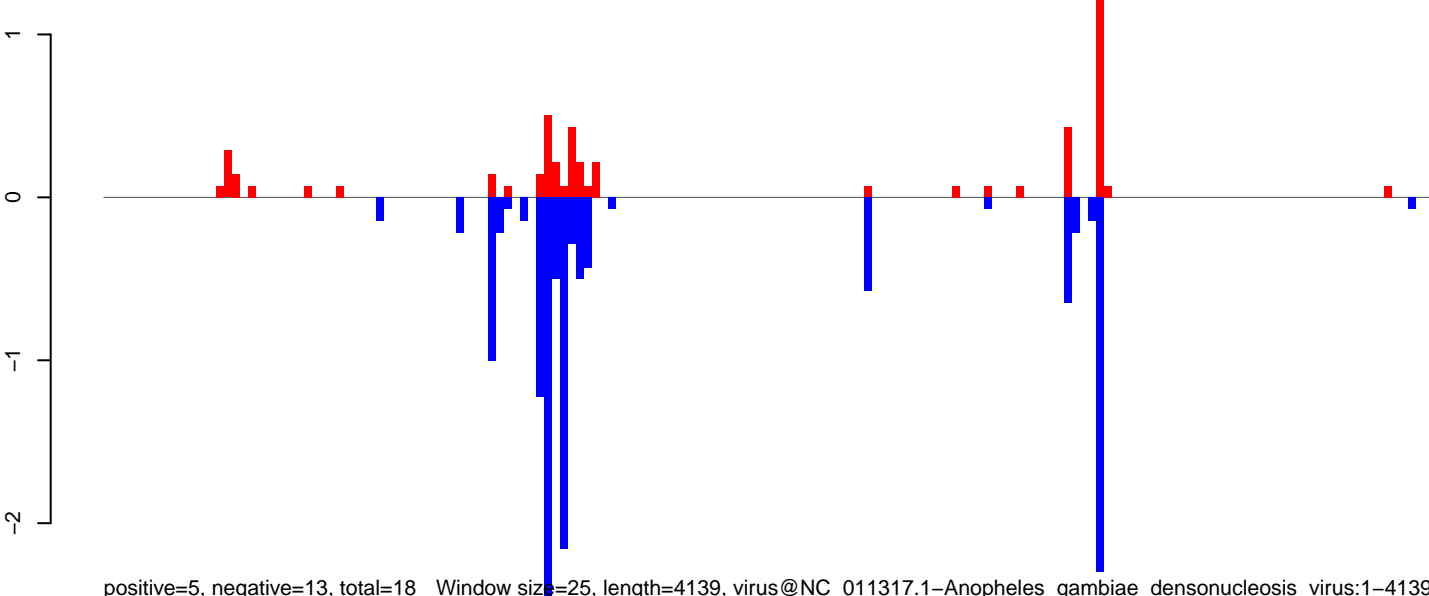
AeAeg_Aag2.TC.M3.18_23.rep



AeAeg_Aag2.TC.M3.24_35.rep



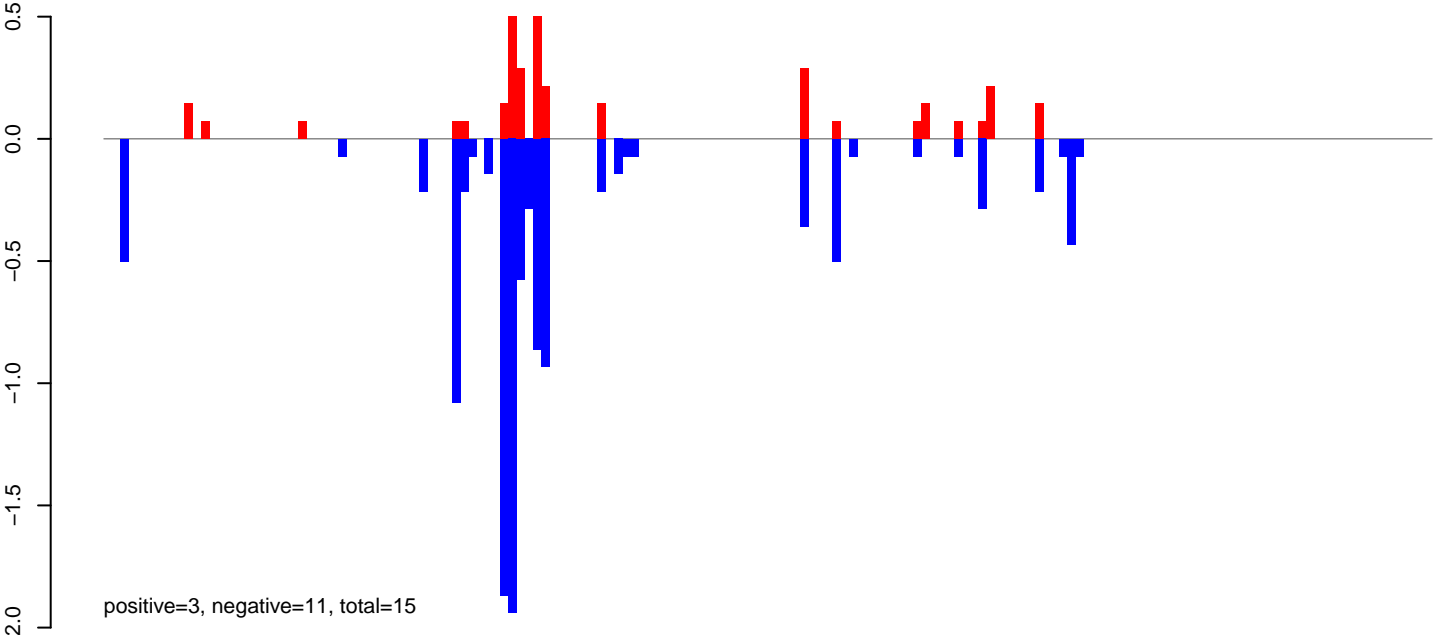
AeAeg_Aag2.TC.M3.rep




Window size=25, length=4139, virus@NC_011317.1-Anopheles_gambiae_densovirus:1-4139

0 1000 2000 3000 4000

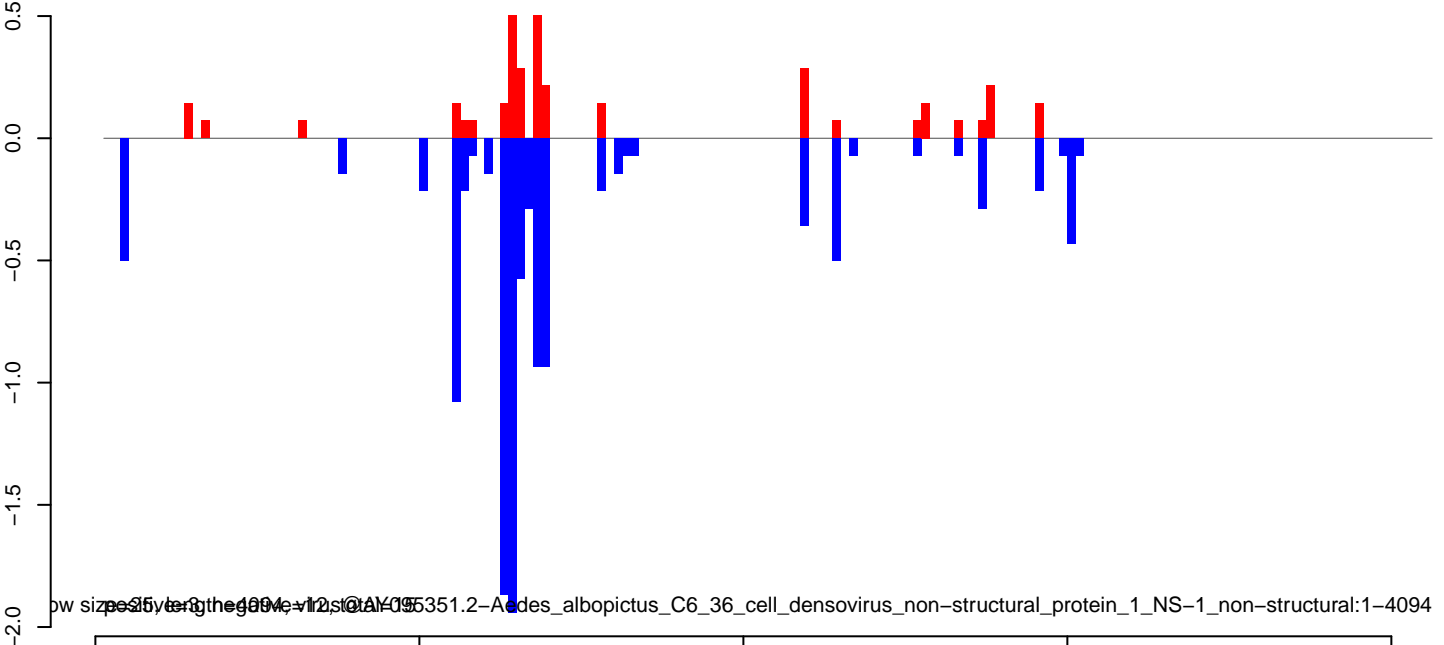
AeAeg_Aag2.TC.M3.18_23.rep



AeAeg_Aag2.TC.M3.24_35.rep



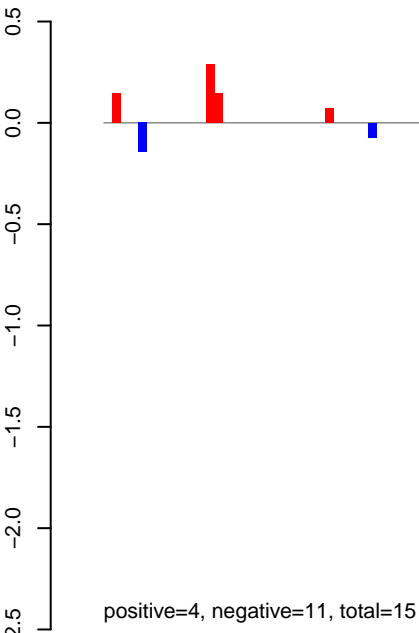
AeAeg_Aag2.TC.M3.rep



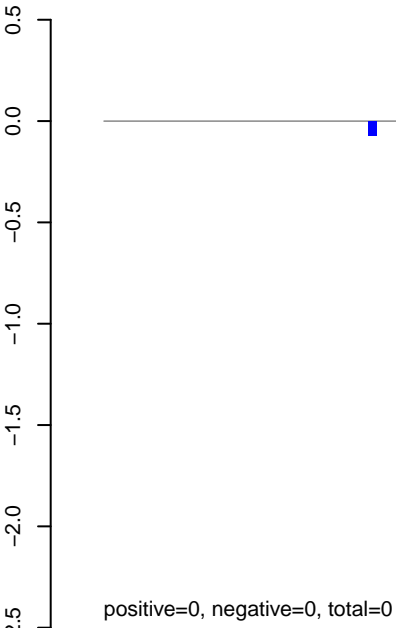
bow size 25, the 994, -12, 50, 195

351.2-Aedes_albopictus_C6_36_cell_densovirus_non-structural_protein_1_NS-1_non-structural:1-4094

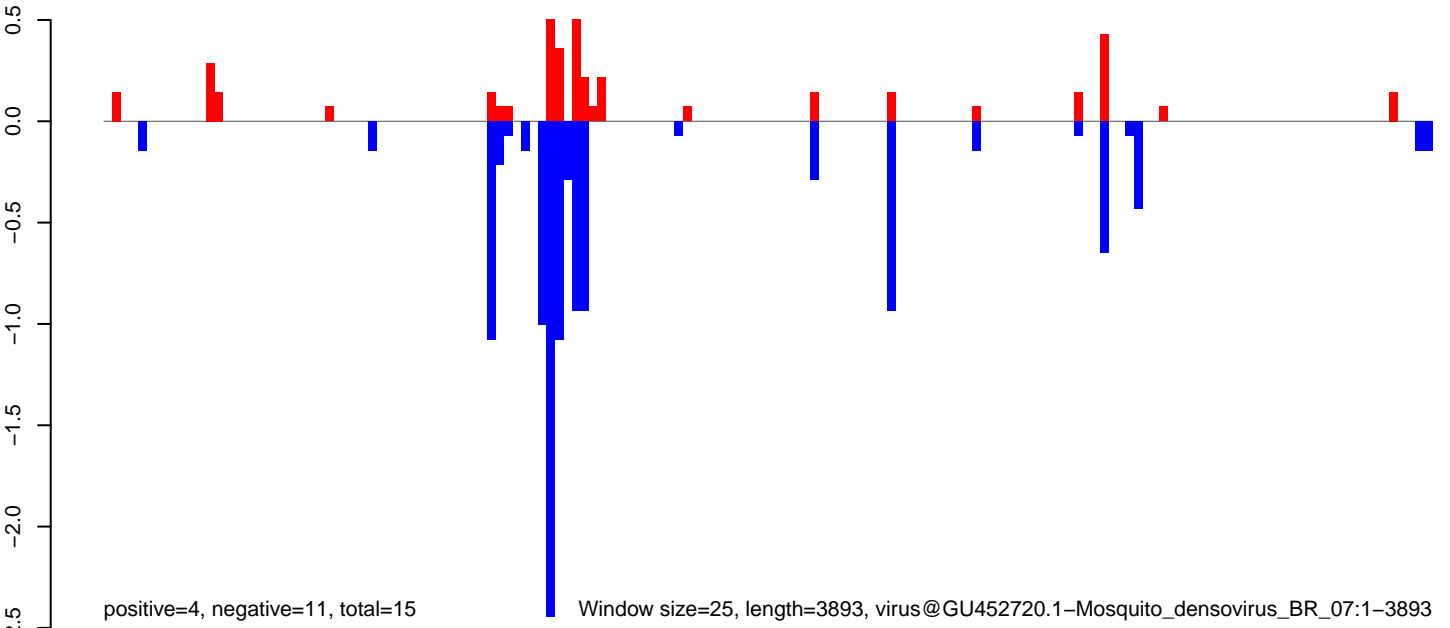
AeAeg_Aag2.TC.M3.18_23.rep



AeAeg_Aag2.TC.M3.24_35.rep

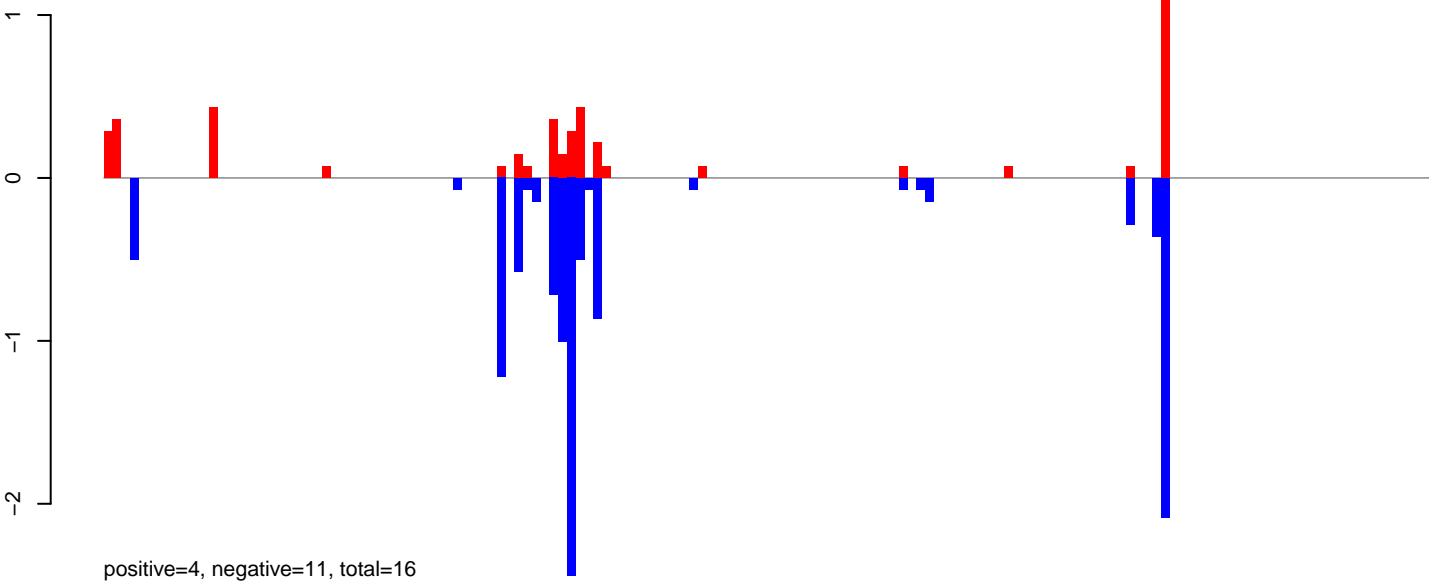


AeAeg_Aag2.TC.M3.rep




0 1000 2000 3000 4000

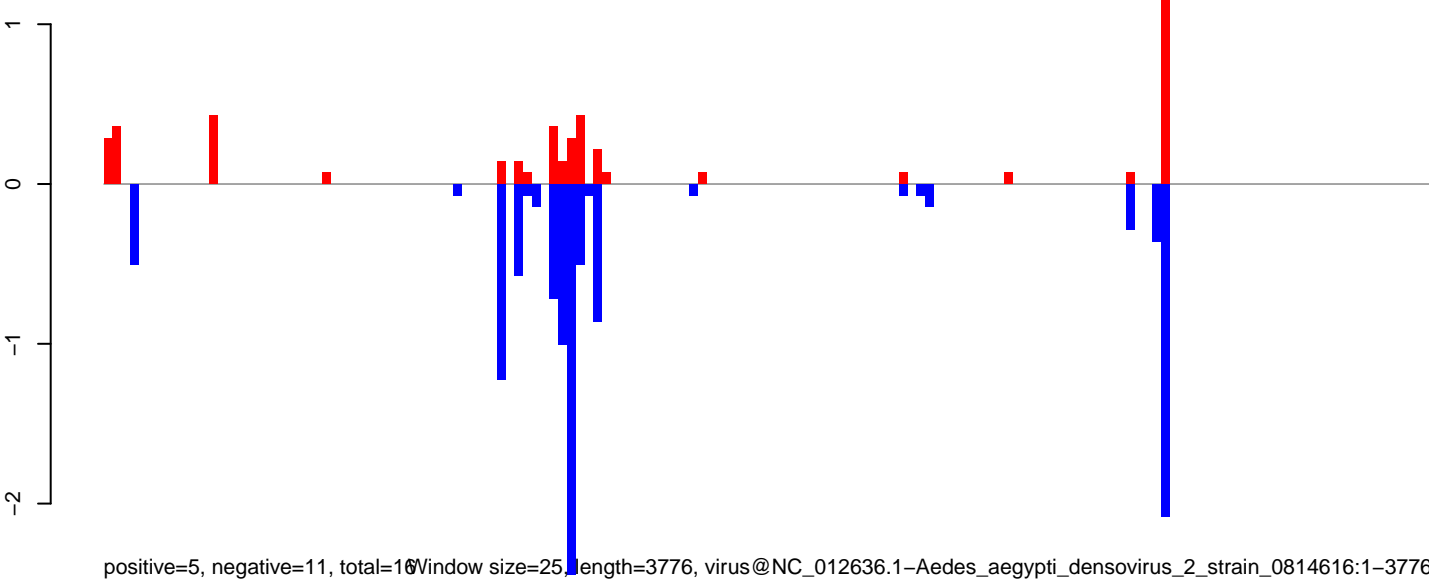
AeAeg_Aag2.TC.M3.18_23.rep



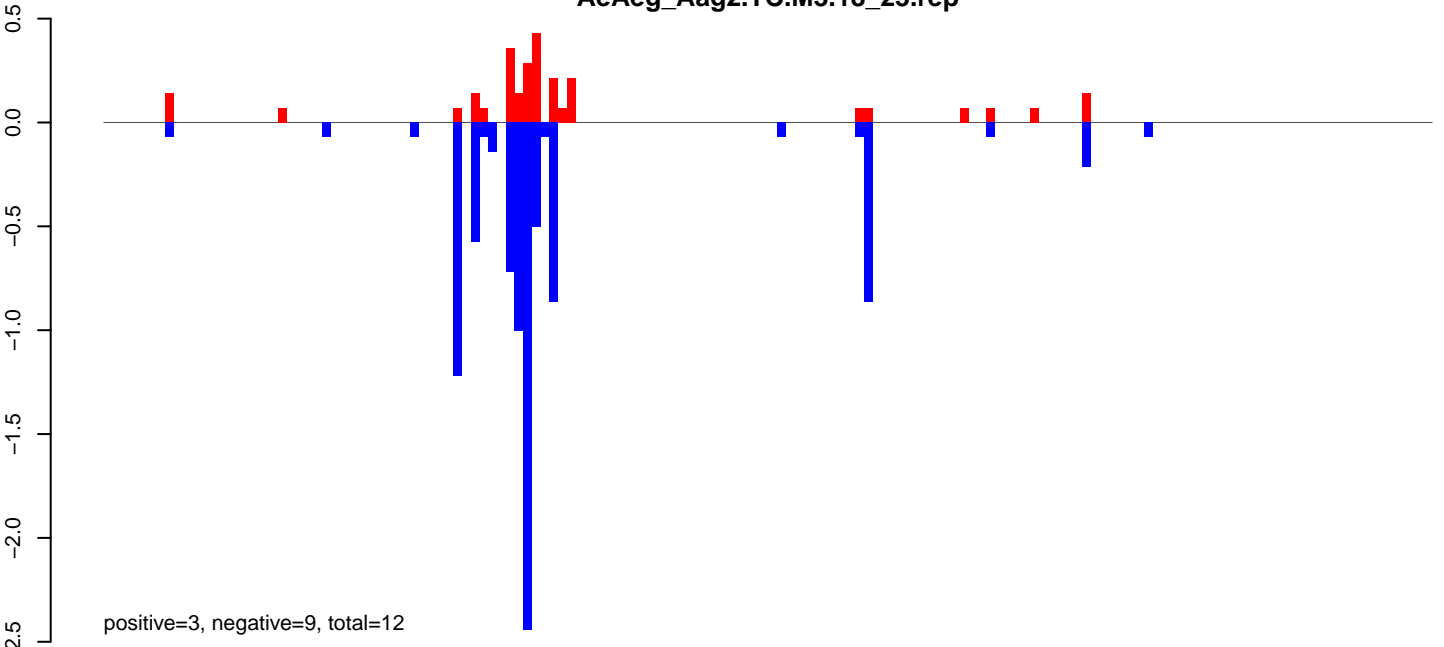
AeAeg_Aag2.TC.M3.24_35.rep




AeAeg_Aag2.TC.M3.rep



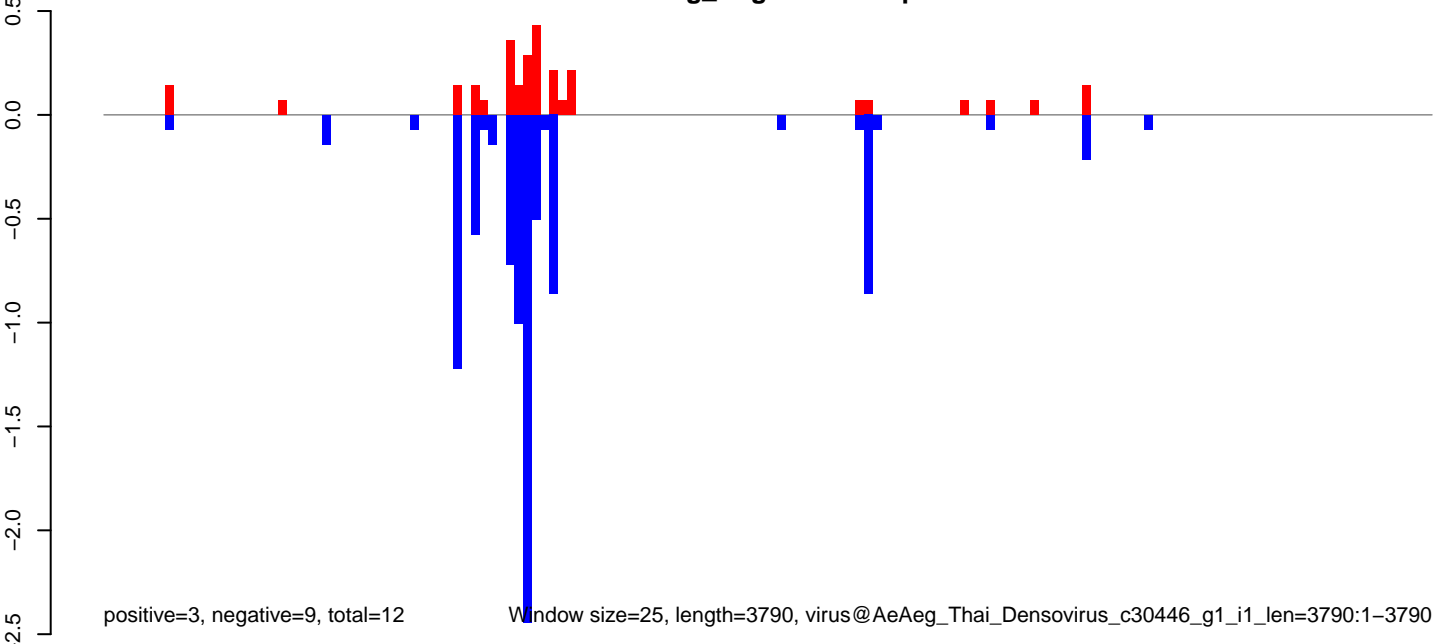
AeAeg_Aag2.TC.M3.18_23.rep



AeAeg_Aag2.TC.M3.24_35.rep

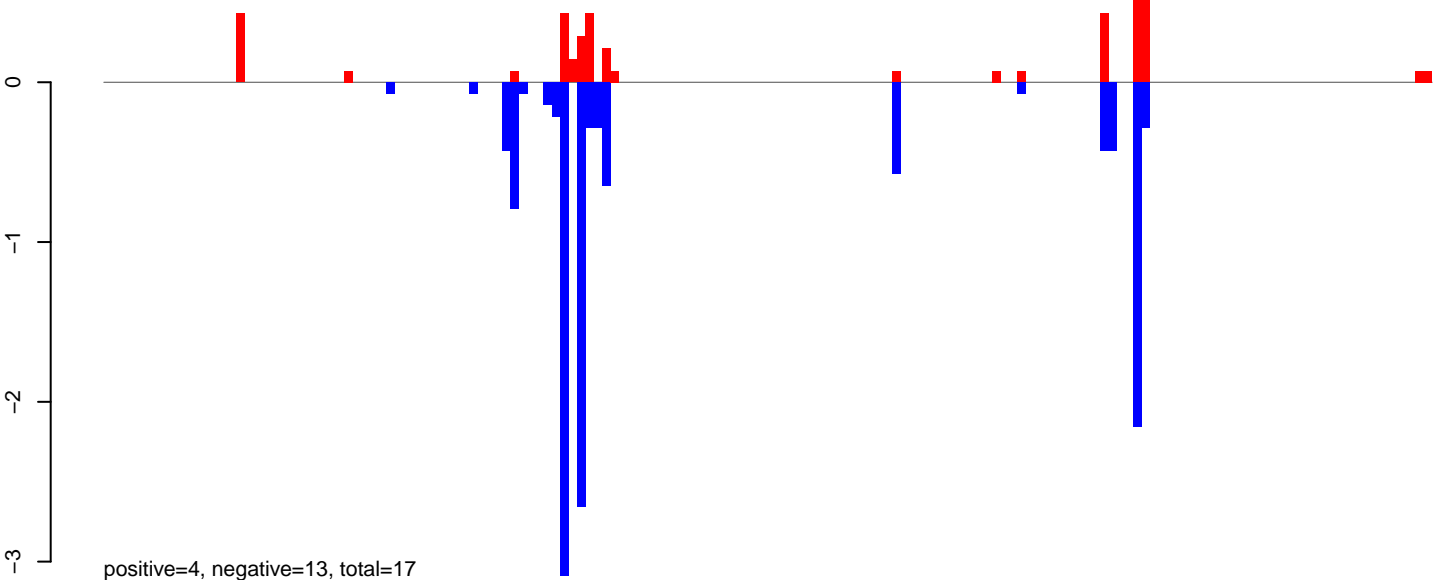


AeAeg_Aag2.TC.M3.rep




0 1000 2000 3000

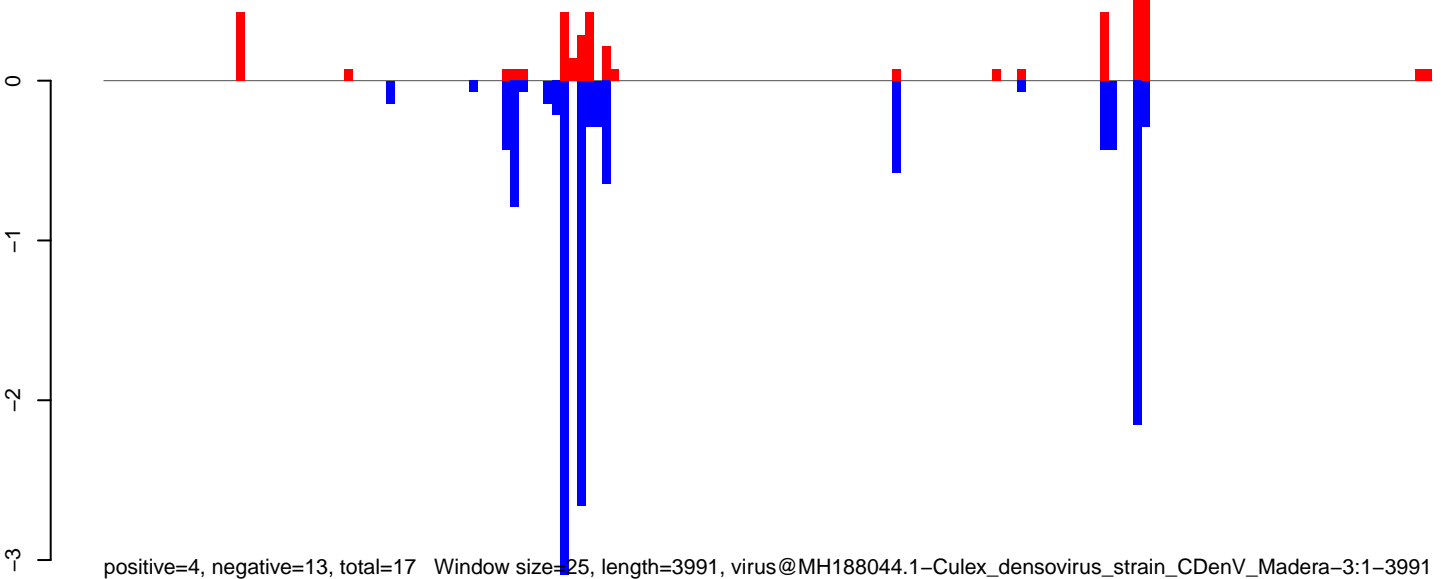
AeAeg_Aag2.TC.M3.18_23.rep



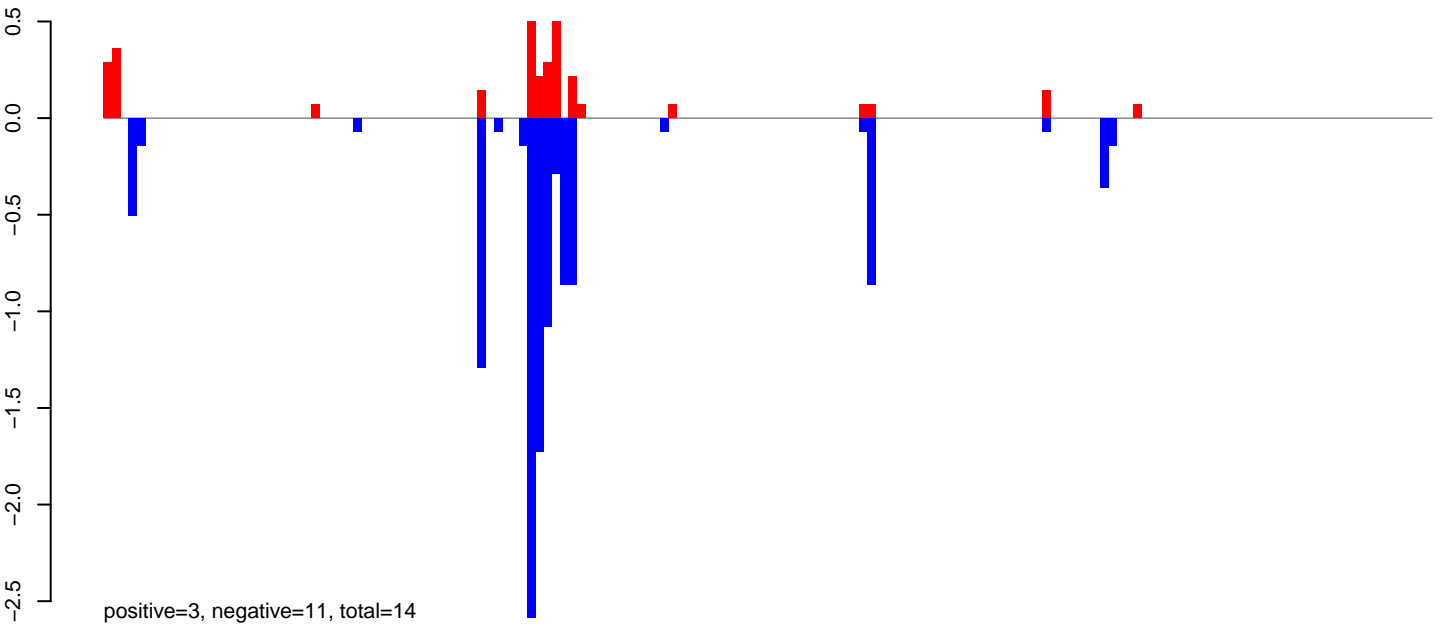
AeAeg_Aag2.TC.M3.24_35.rep




AeAeg_Aag2.TC.M3.rep



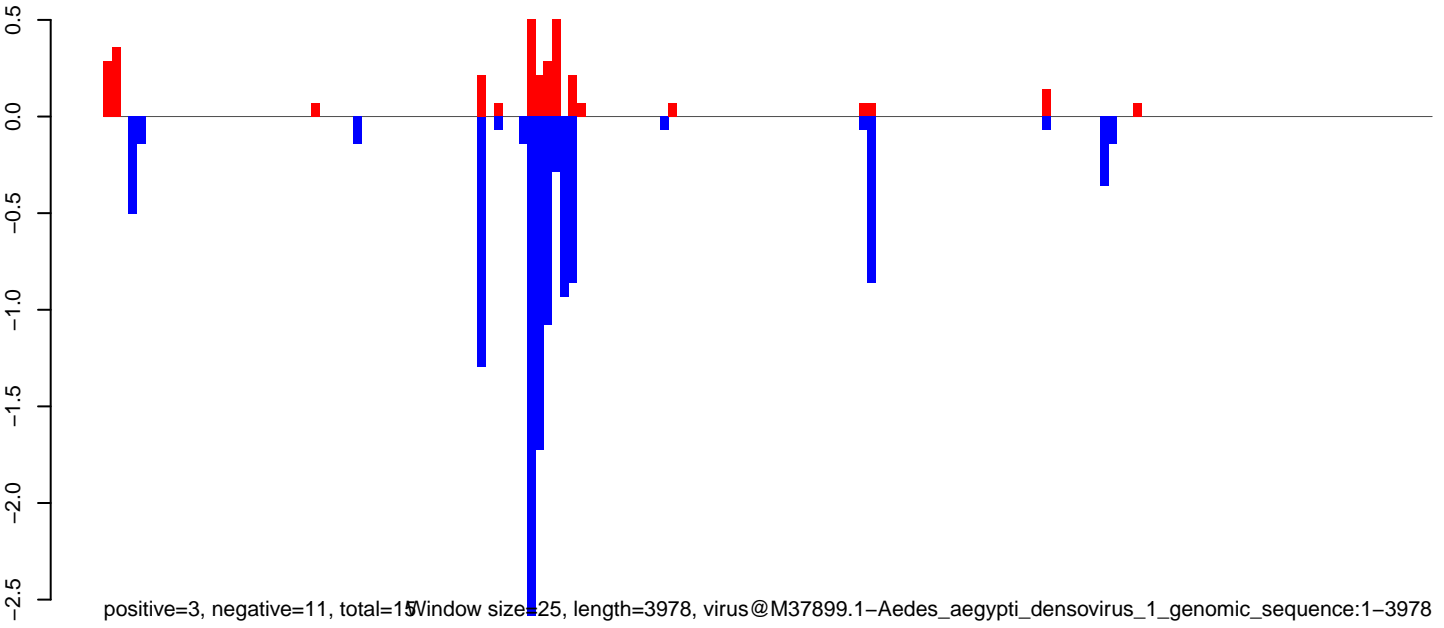
AeAeg_Aag2.TC.M3.18_23.rep



AeAeg_Aag2.TC.M3.24_35.rep

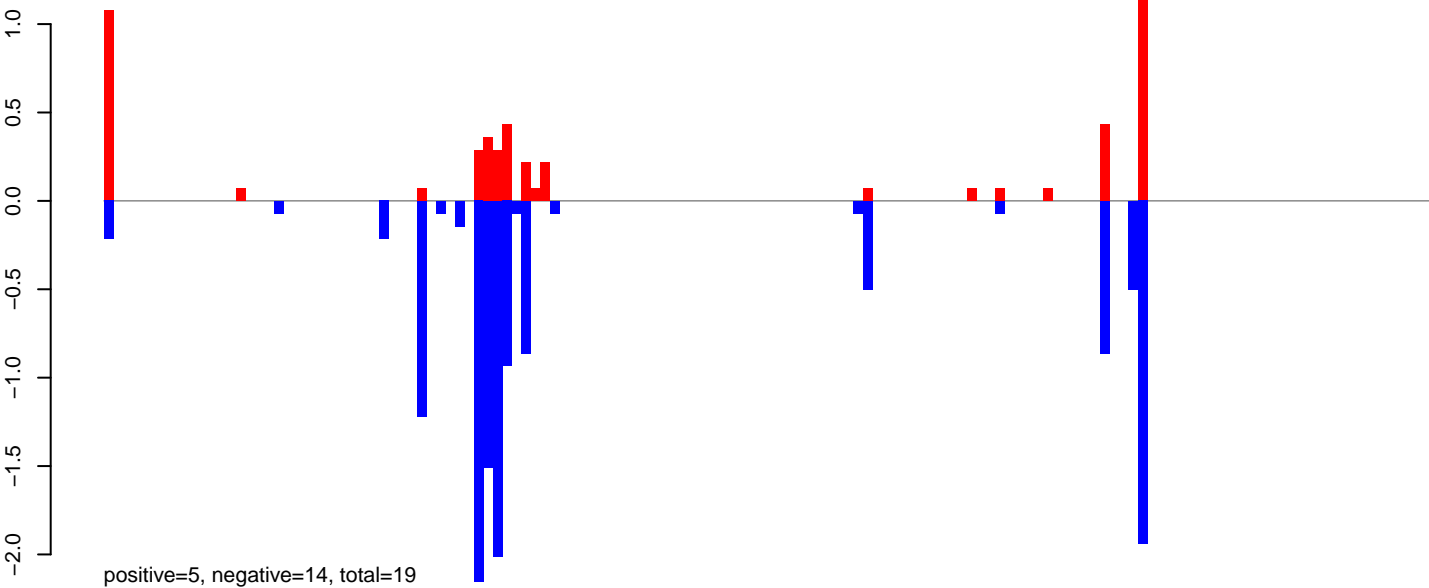


AeAeg_Aag2.TC.M3.rep



Window size=25, length=3978, virus@M37899.1-Aedes_aegypti_densovirus_1_genomic_sequence:1-3978

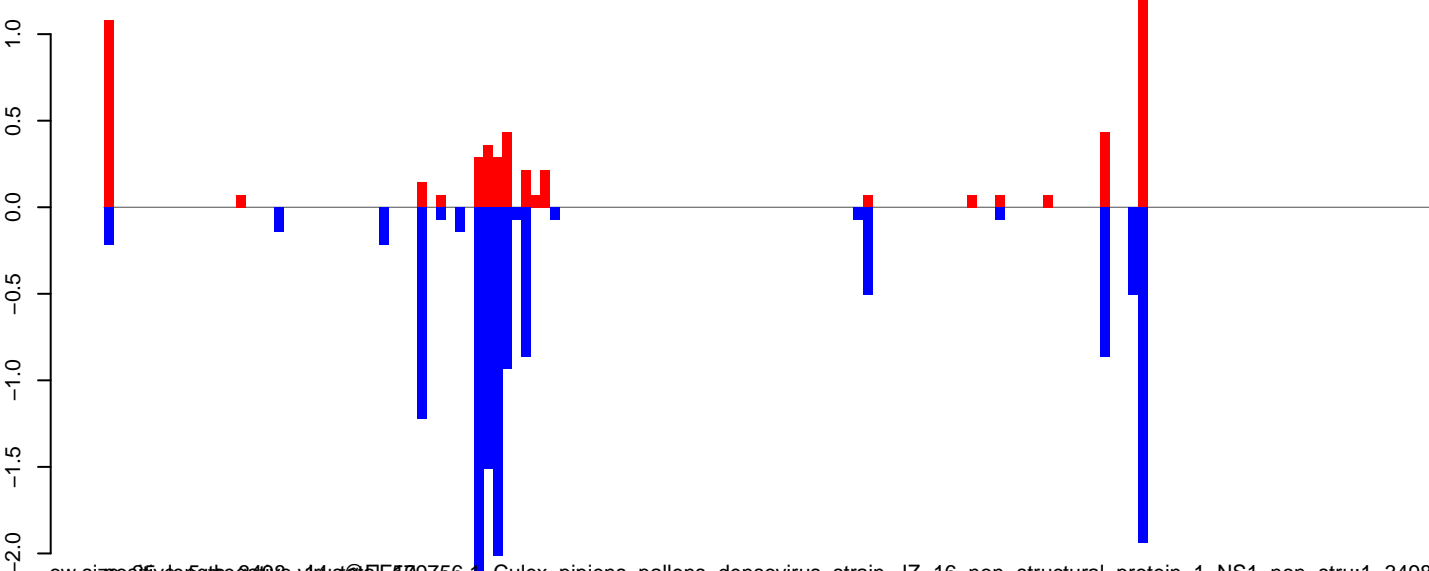
AeAeg_Aag2.TC.M3.18_23.rep



AeAeg_Aag2.TC.M3.24_35.rep



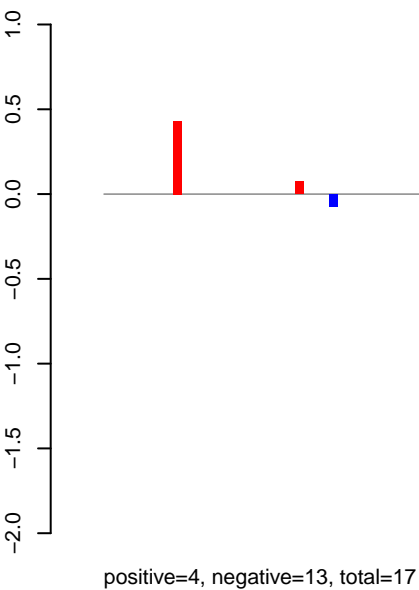
AeAeg_Aag2.TC.M3.rep



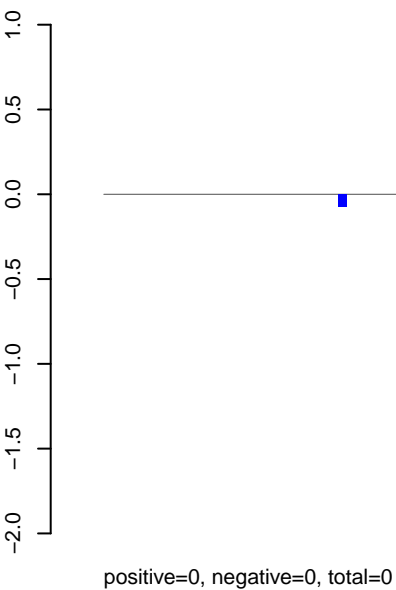
row sizes: 25, 49, 3498, 14, 10, 59, 756, 1 - Culex pipiens pallens densovirus strain JZ-16 non-structural protein_1_NS1_non-stru:1-3498

0 500 1000 1500 2000 2500 3000 3500

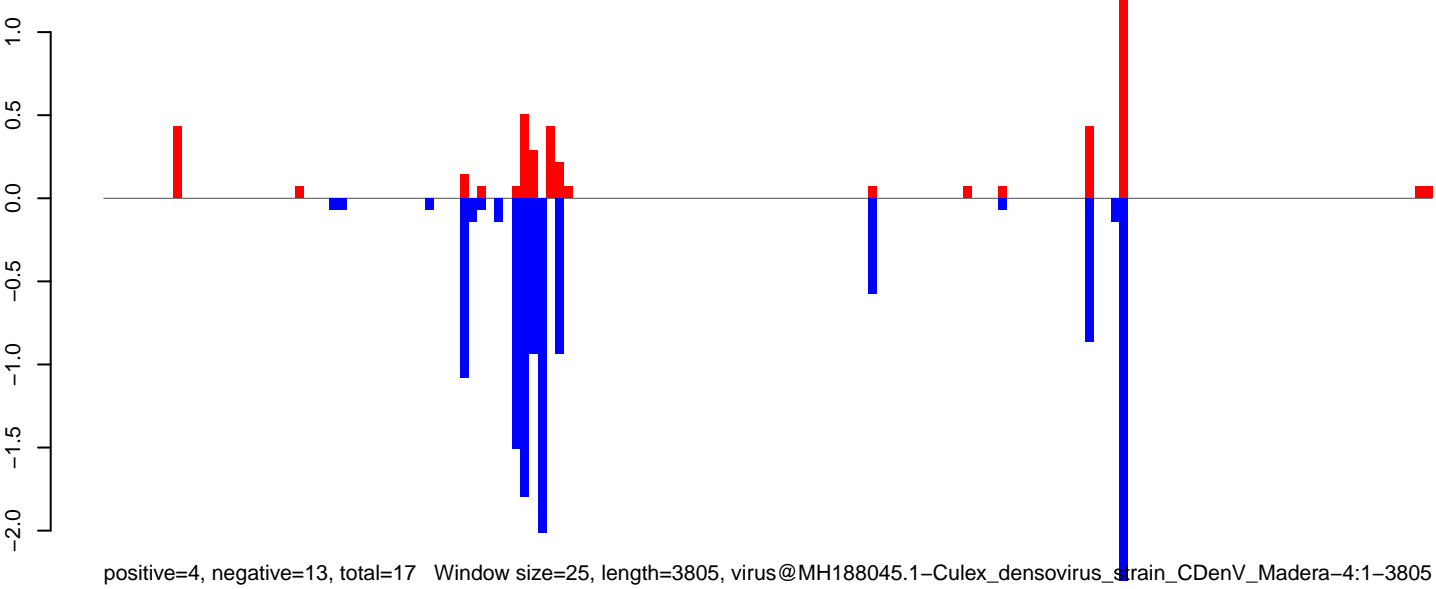
AeAeg_Aag2.TC.M3.18_23.rep



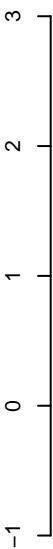
AeAeg_Aag2.TC.M3.24_35.rep



AeAeg_Aag2.TC.M3.rep

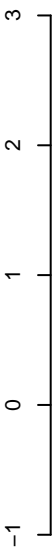


AeAeg_Aag2.TC.M3.18_23.rep



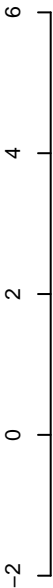
positive=8, negative=4, total=11

AeAeg_Aag2.TC.M3.24_35.rep



positive=8, negative=1, total=9

AeAeg_Aag2.TC.M3.rep

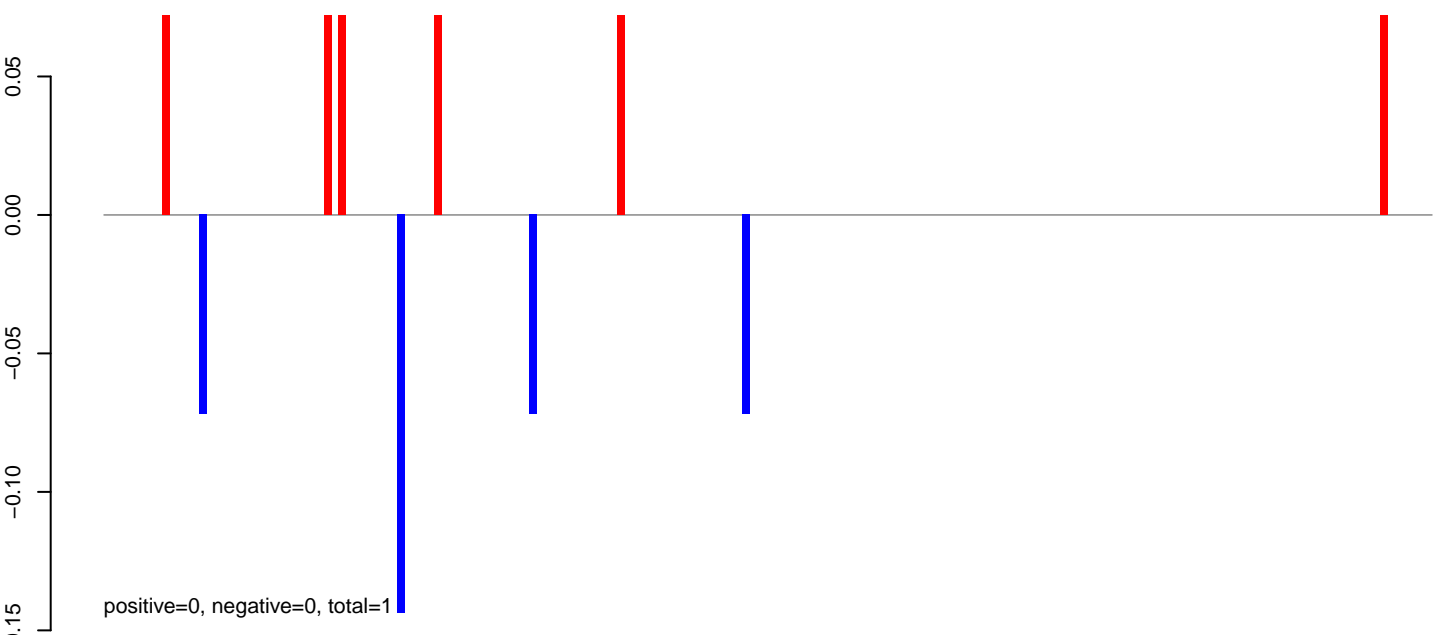


positive=15, negative=5, total=20

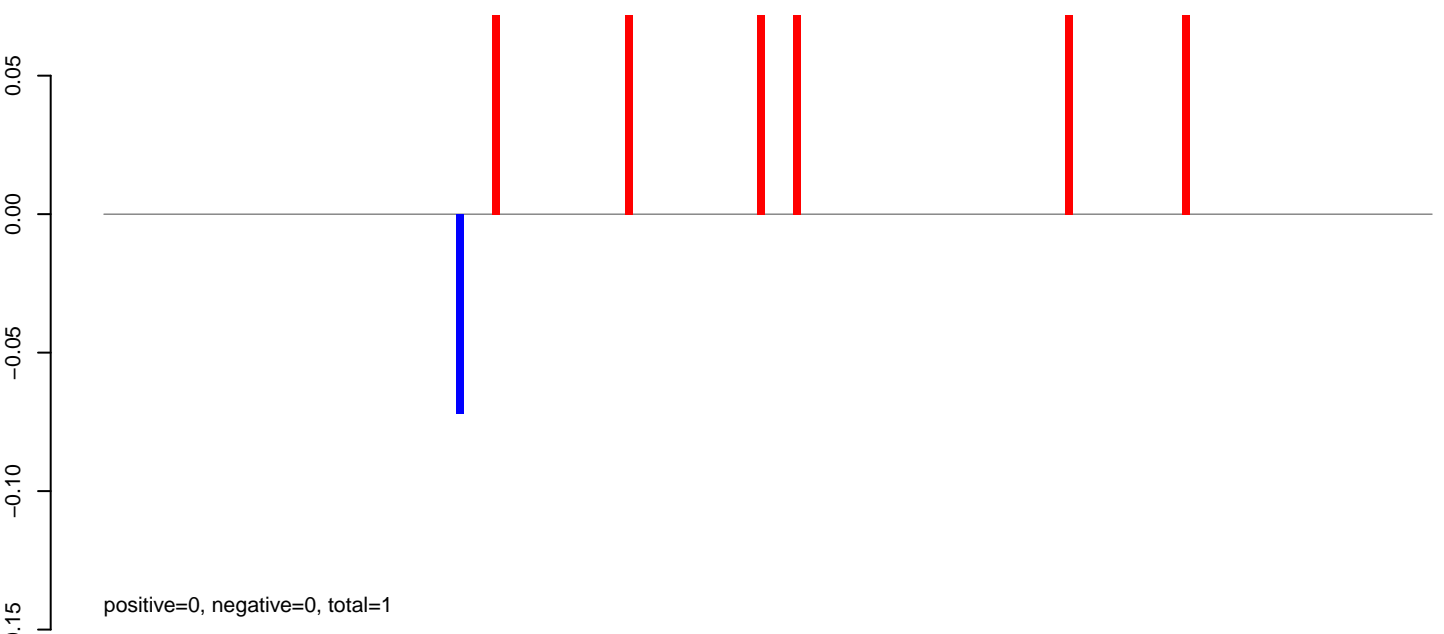
Window size=25, length=10735, virus@NC_001477.1-Dengue_virus_1:1-10735



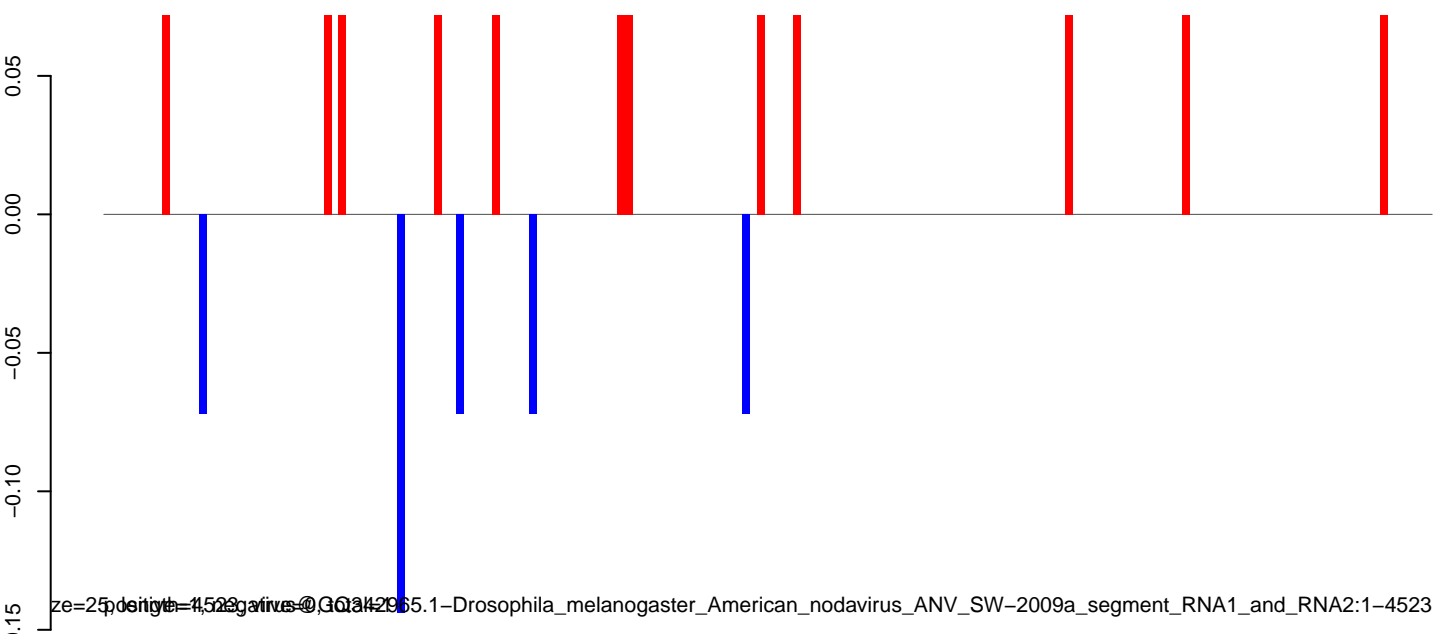
AeAeg_Aag2.TC.M3.18_23.rep




AeAeg_Aag2.TC.M3.24_35.rep




AeAeg_Aag2.TC.M3.rep



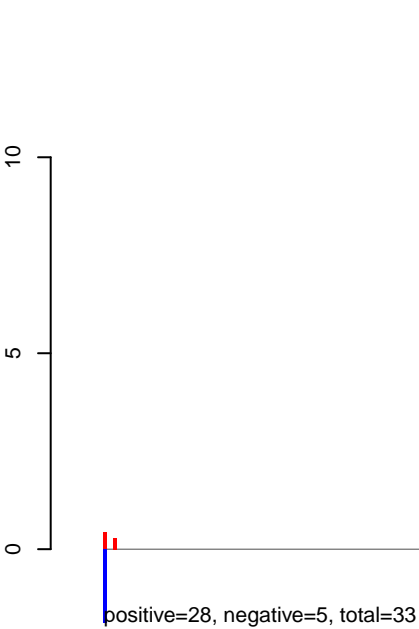
AeAeg_Aag2.TC.M3.18_23.rep



AeAeg_Aag2.TC.M3.24_35.rep




AeAeg_Aag2.TC.M3.rep




Window size=25, length=10707, virus@NC_001475.2-Dengue_virus_3:1-10707

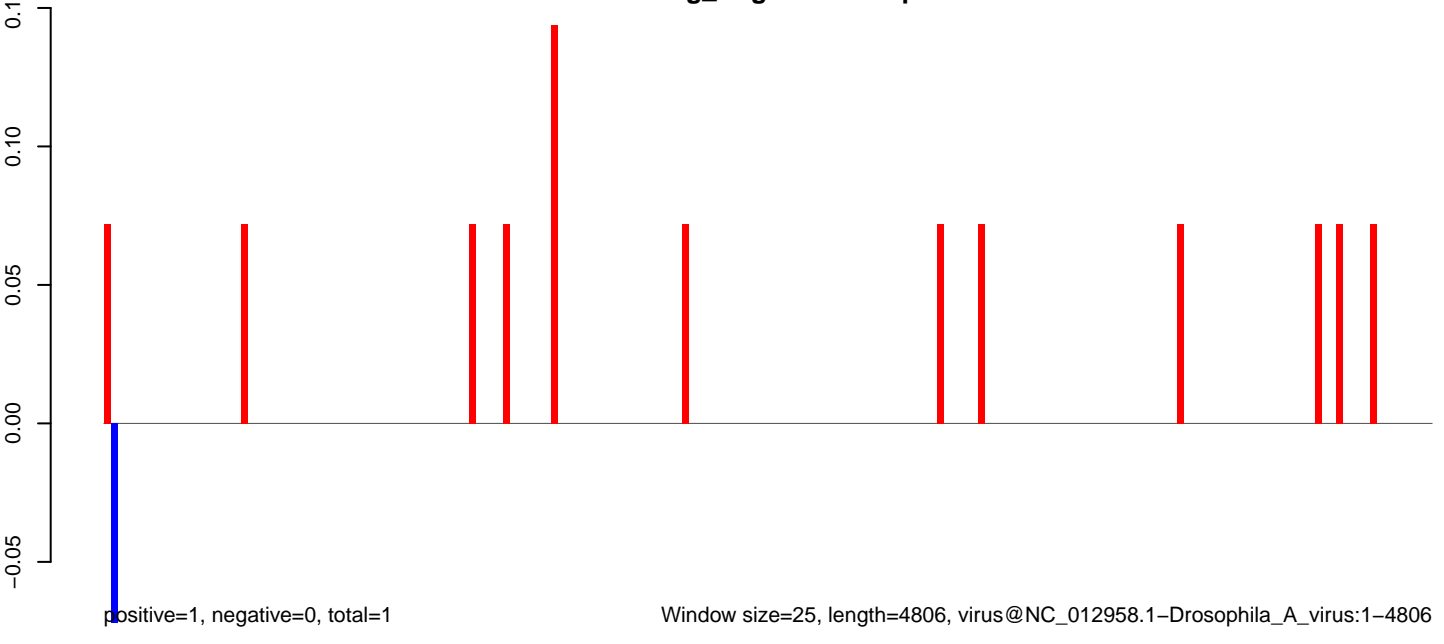
AeAeg_Aag2.TC.M3.18_23.rep



AeAeg_Aag2.TC.M3.24_35.rep




AeAeg_Aag2.TC.M3.rep




Window size=25, length=4806, virus@NC_012958.1-Drosophila_A_virus:1-4806

AeAeg_Aag2.TC.M3.18_23.rep



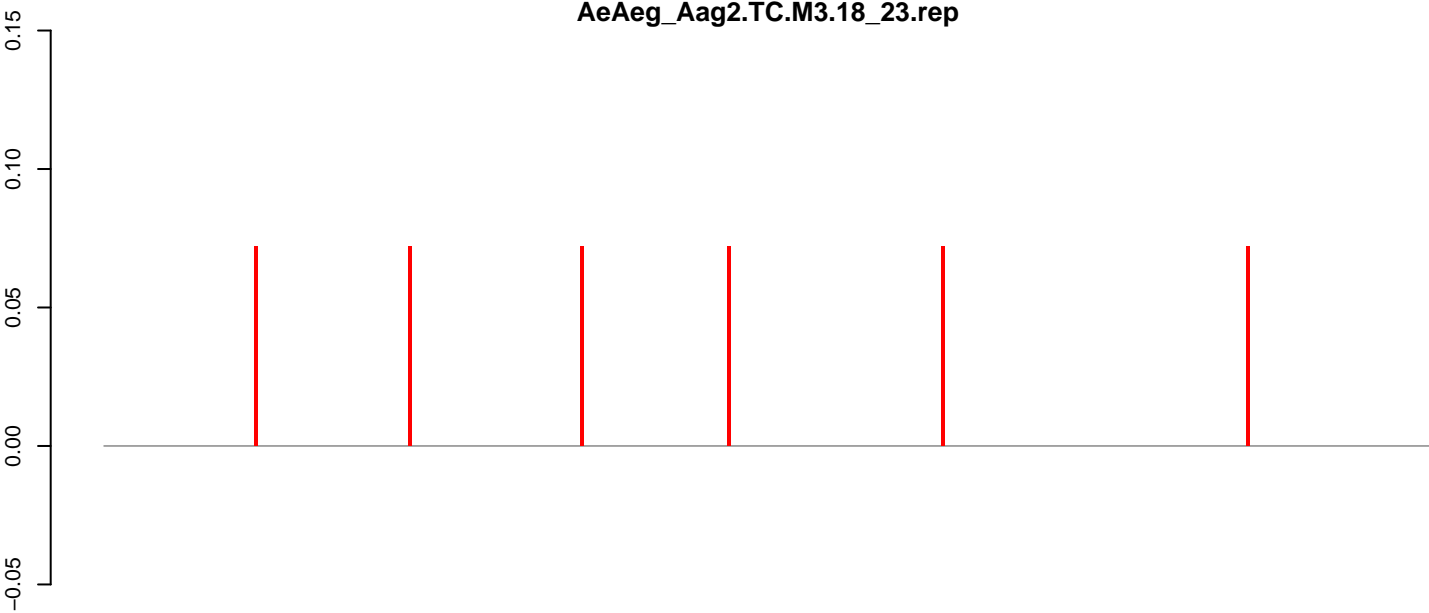
AeAeg_Aag2.TC.M3.24_35.rep



AeAeg_Aag2.TC.M3.rep




AeAeg_Aag2.TC.M3.18_23.rep



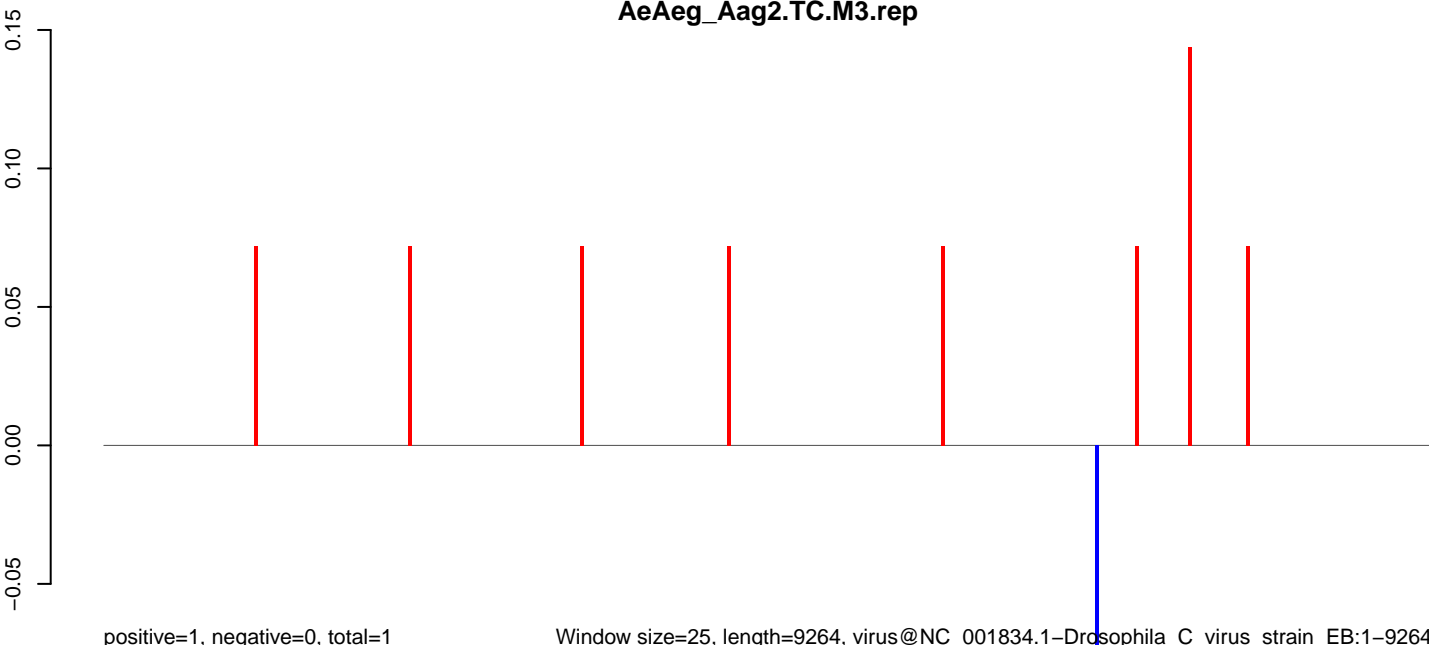
positive=0, negative=0, total=0

AeAeg_Aag2.TC.M3.24_35.rep



positive=0, negative=0, total=0

AeAeg_Aag2.TC.M3.rep




positive=1, negative=0, total=1


Window size=25, length=9264, virus@NC_001834.1-Drosophila_C_virus_strain_EB:1-9264

0 2000 4000 6000 8000

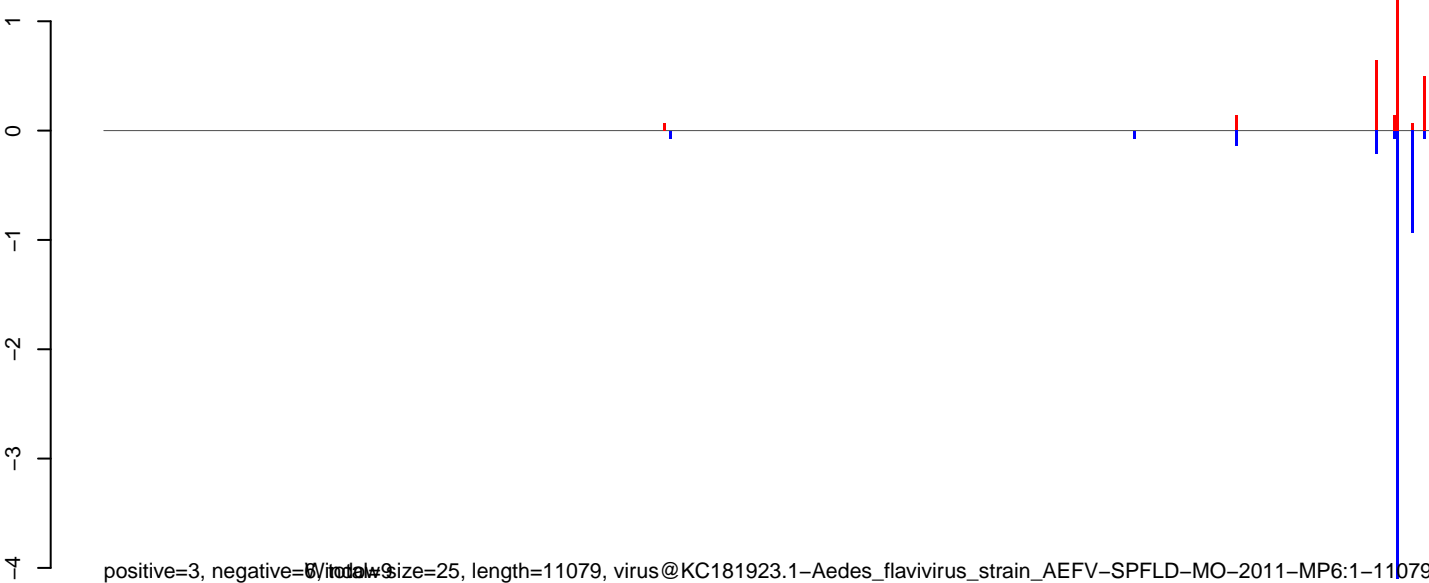
AeAeg_Aag2.TC.M3.18_23.rep



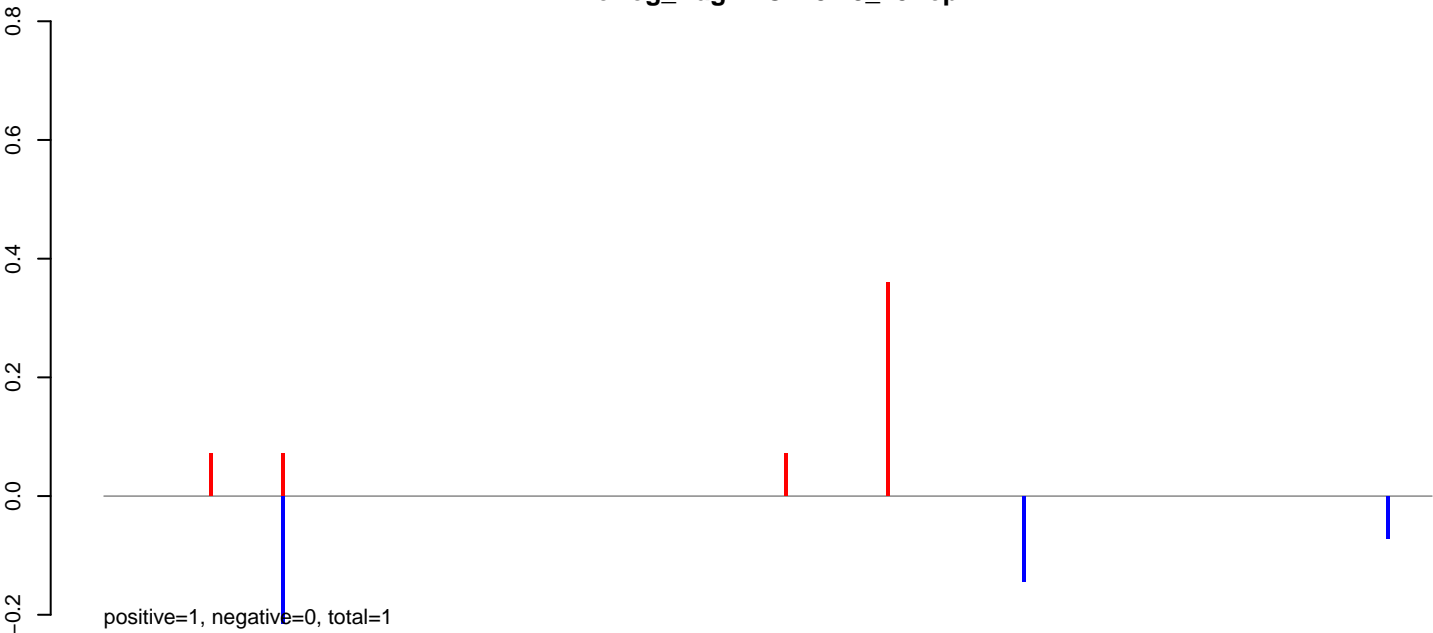
AeAeg_Aag2.TC.M3.24_35.rep




AeAeg_Aag2.TC.M3.rep



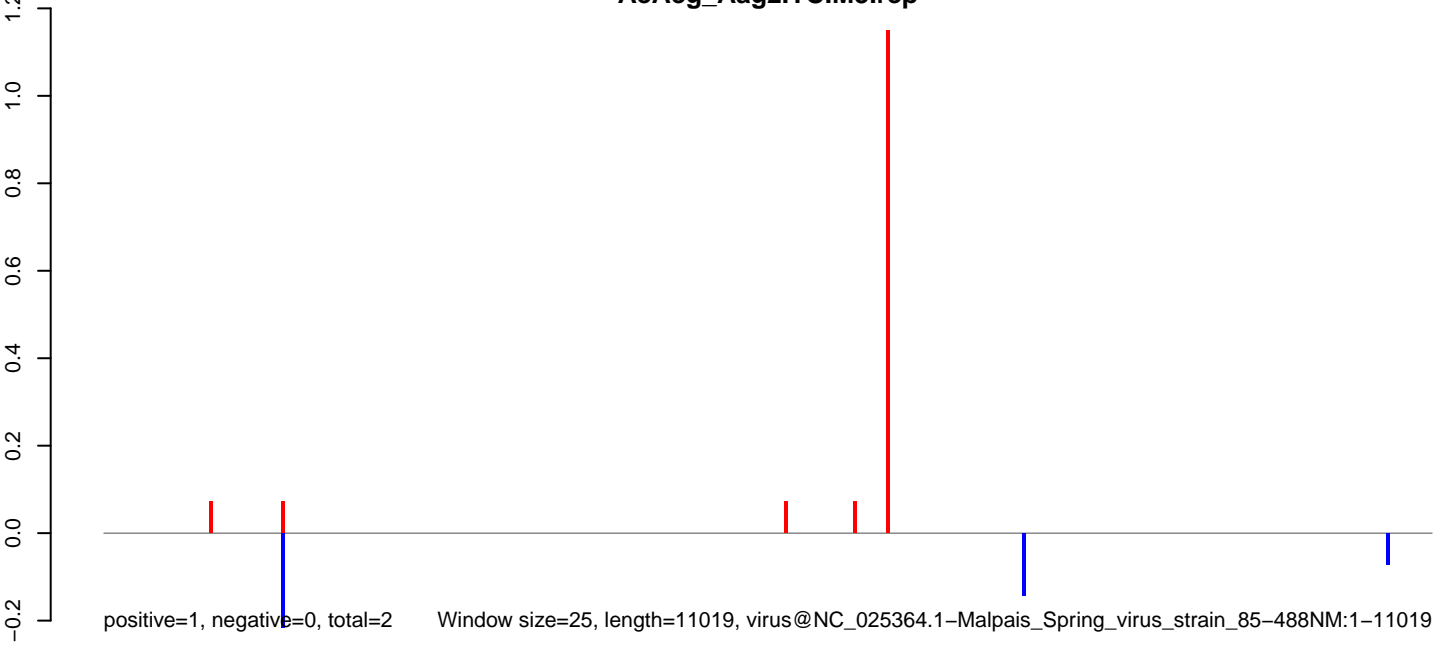
AeAeg_Aag2.TC.M3.18_23.rep



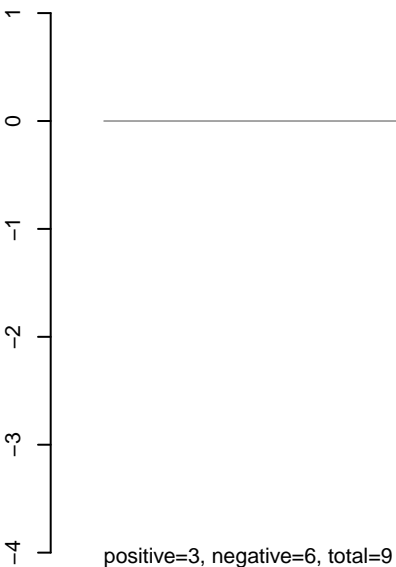
AeAeg_Aag2.TC.M3.24_35.rep



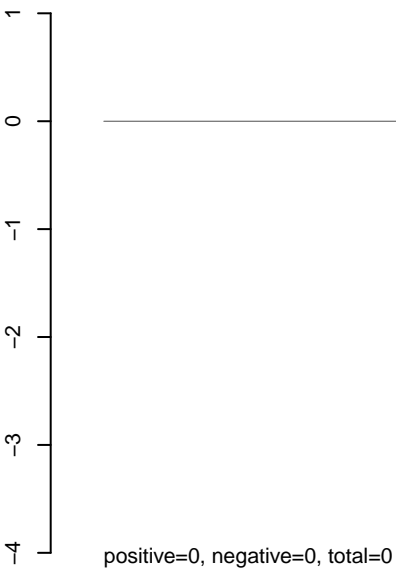
AeAeg_Aag2.TC.M3.rep



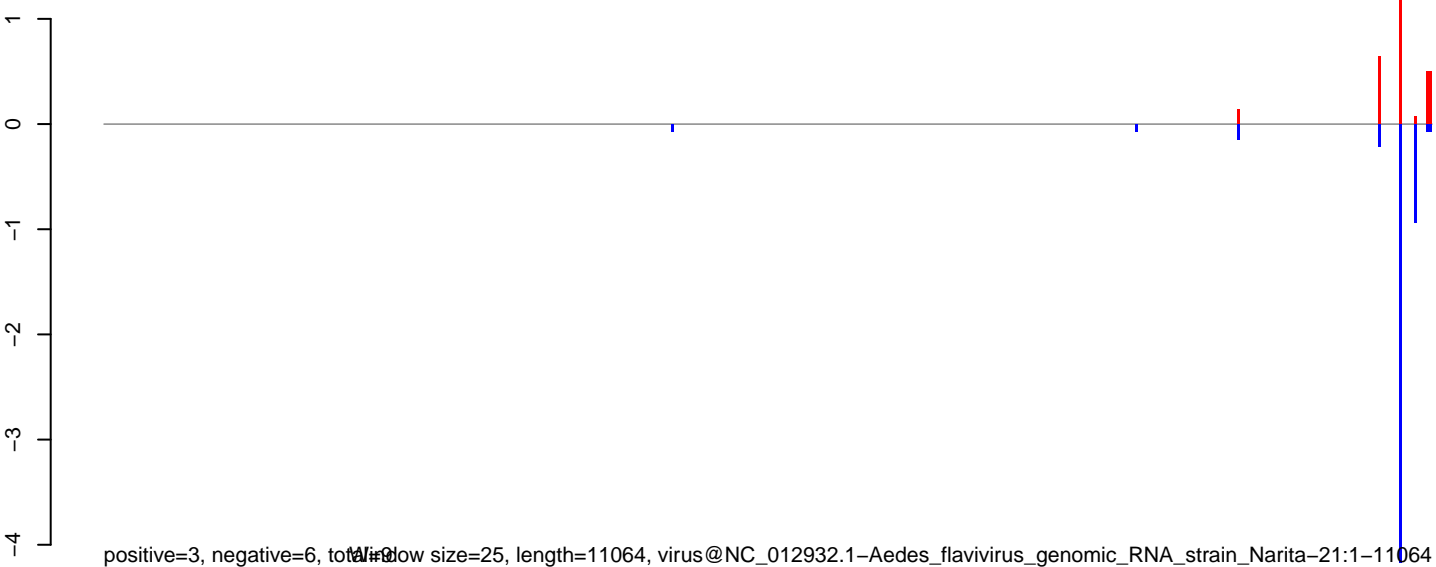
AeAeg_Aag2.TC.M3.18_23.rep




AeAeg_Aag2.TC.M3.24_35.rep




AeAeg_Aag2.TC.M3.rep




AeAeg_Aag2.TC.M3.18_23.rep



AeAeg_Aag2.TC.M3.24_35.rep



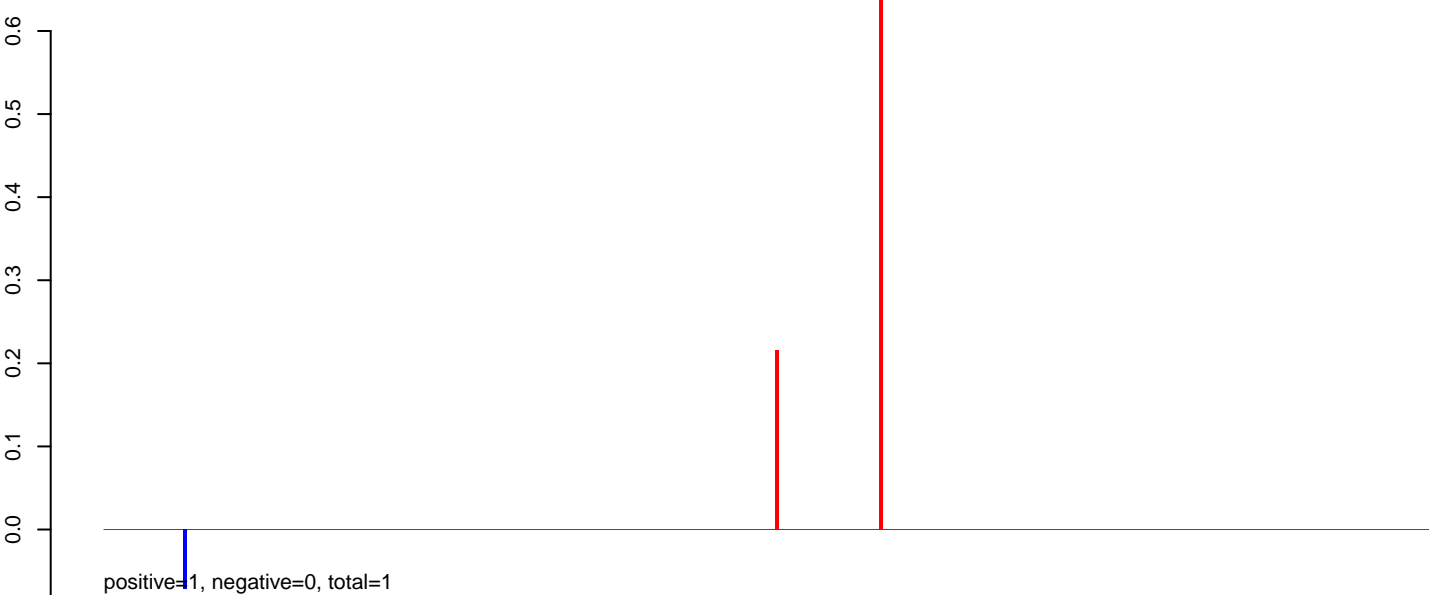
AeAeg_Aag2.TC.M3.rep



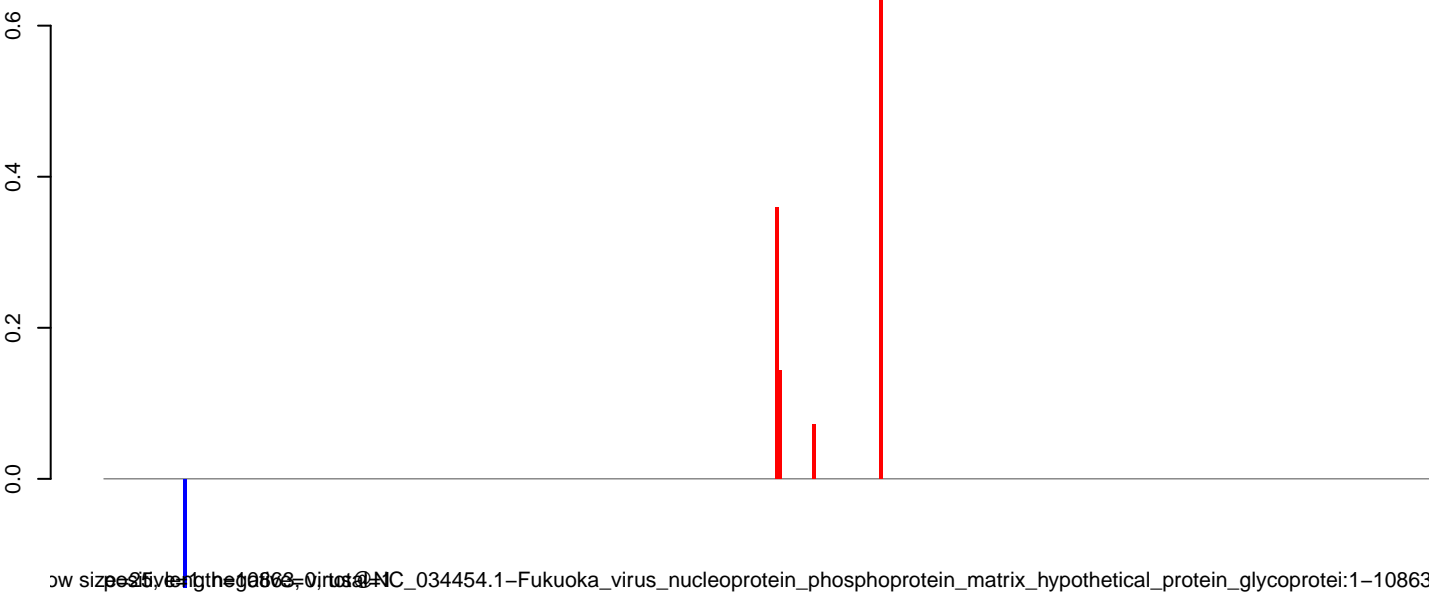
AeAeg_Aag2.TC.M3.18_23.rep




AeAeg_Aag2.TC.M3.24_35.rep




AeAeg_Aag2.TC.M3.rep



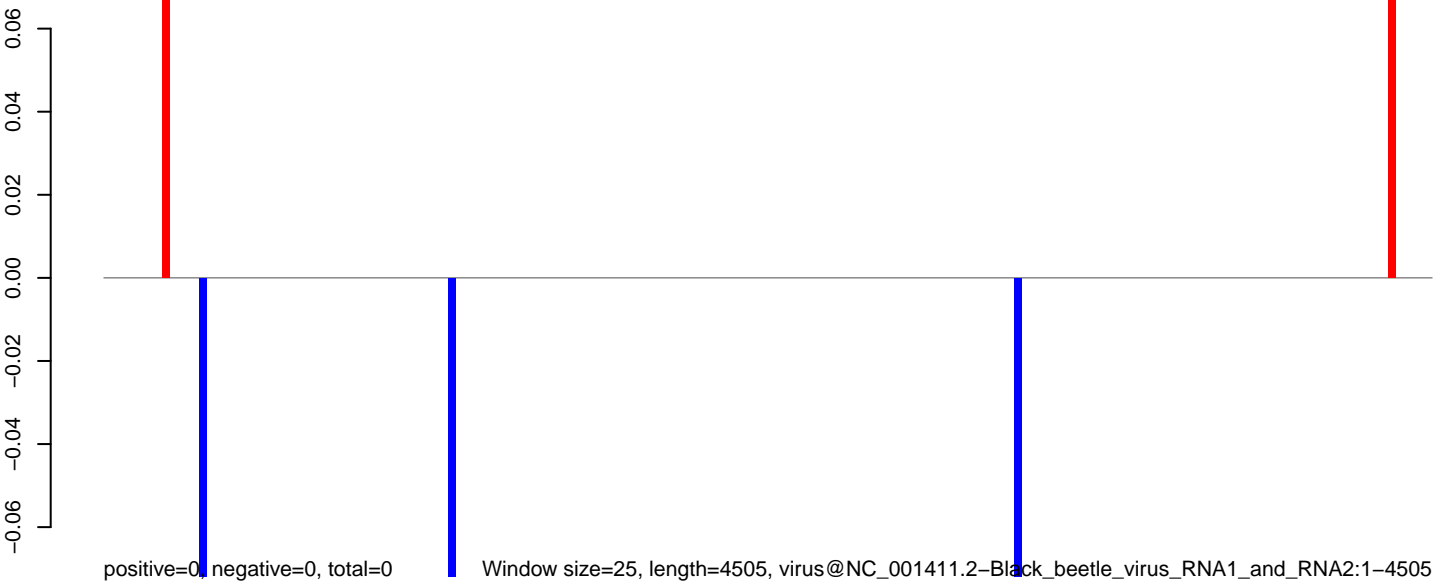
AeAeg_Aag2.TC.M3.18_23.rep



AeAeg_Aag2.TC.M3.24_35.rep




AeAeg_Aag2.TC.M3.rep




Window size=25, length=4505, virus@NC_001411.2-Black_beetle_virus_RNA1_and_RNA2:1-4505


AeAeg_Aag2.TC.M3.18_23.rep



AeAeg_Aag2.TC.M3.24_35.rep




AeAeg_Aag2.TC.M3.rep




0 1000 2000 3000 4000 5000 6000
window size=25, length=6065, virus@MH188054.1-Culex_Y_virus_strain_CYV_Kern_partial_genome:1-6065

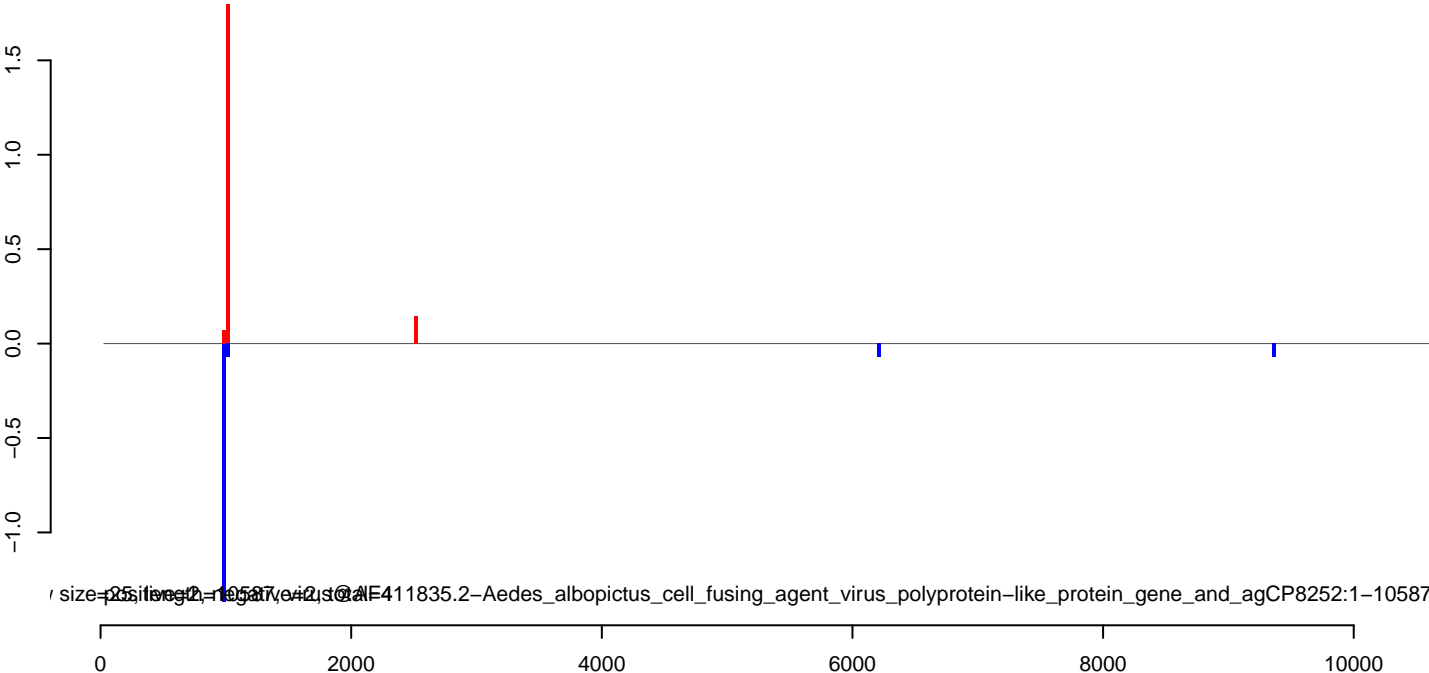
AeAeg_Aag2.TC.M3.18_23.rep



AeAeg_Aag2.TC.M3.24_35.rep

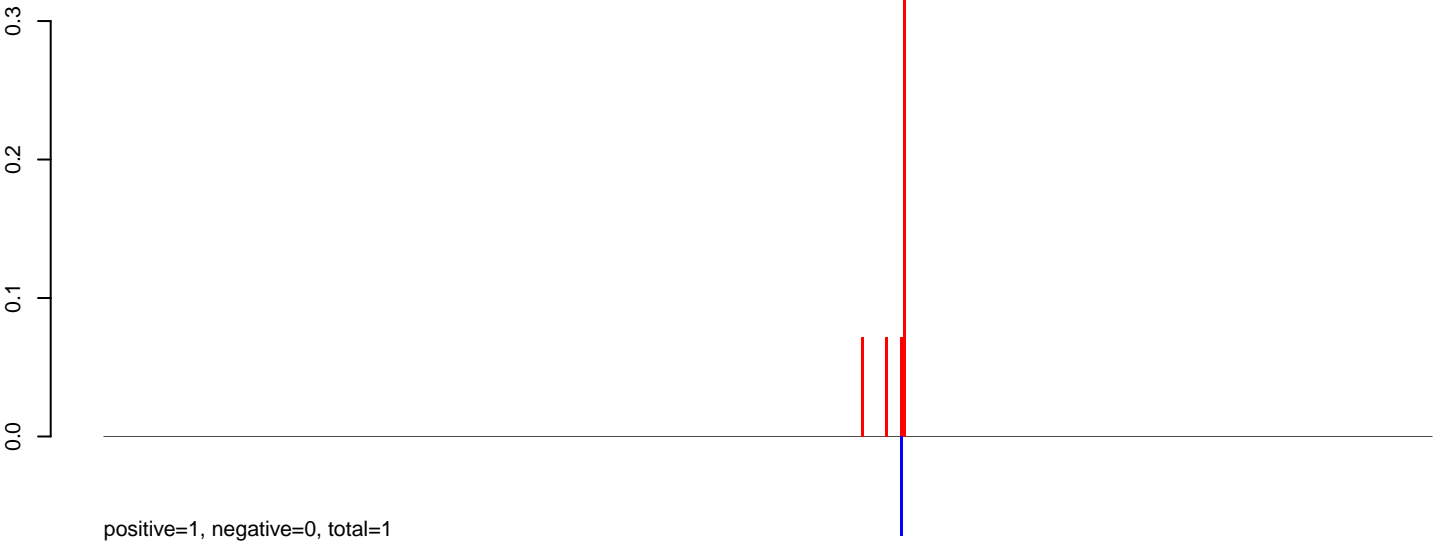


AeAeg_Aag2.TC.M3.rep




size=25, positive=2, negative=3, total=5
AF411835.2-Aedes albopictus cell fusing agent virus polyprotein-like protein gene and agCP8252:1-10587

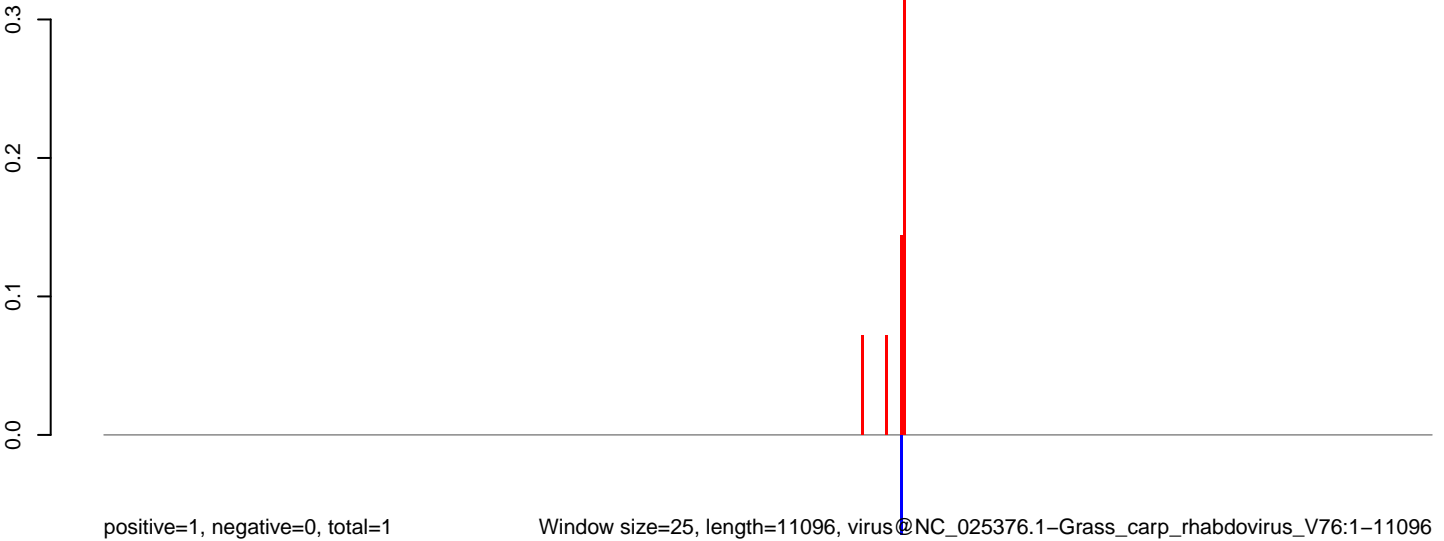
AeAeg_Aag2.TC.M3.18_23.rep



AeAeg_Aag2.TC.M3.24_35.rep



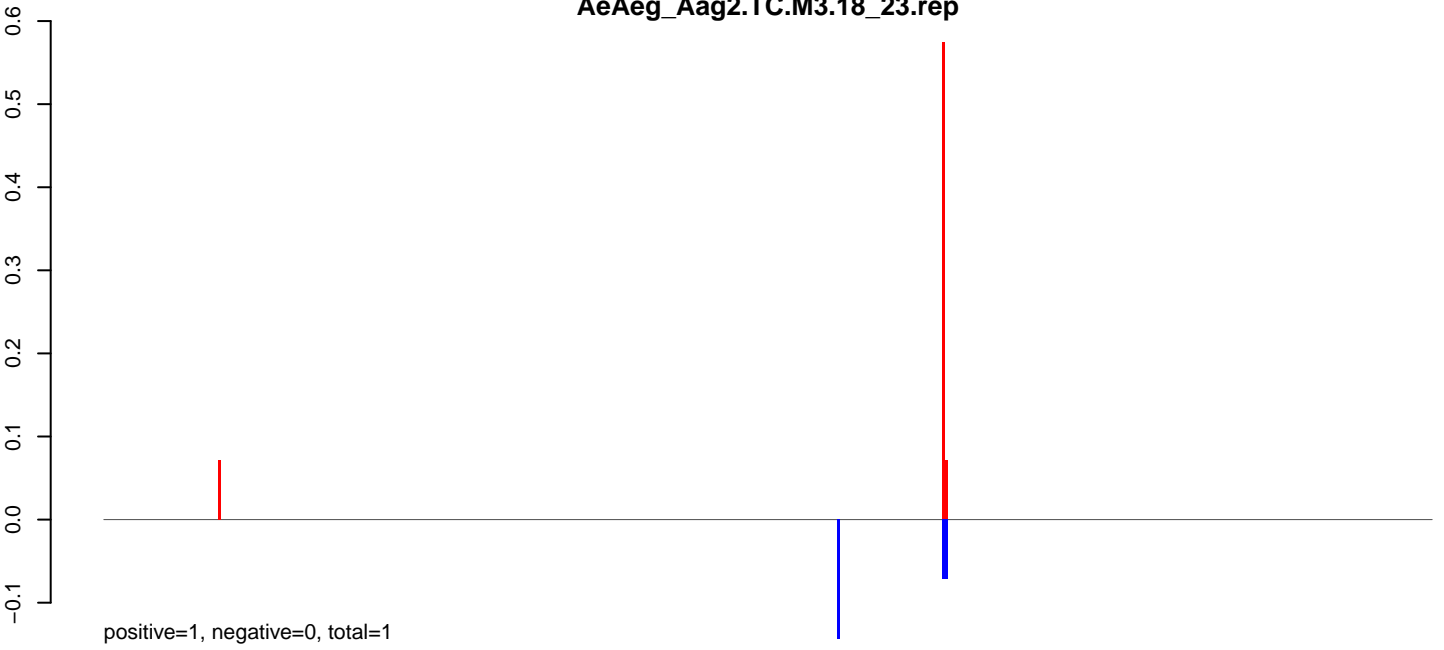
AeAeg_Aag2.TC.M3.rep




Window size=25, length=11096, virus@NC_025376.1-Grass_carp_rhabdovirus_V76:1-11096

0 2000 4000 6000 8000 10000

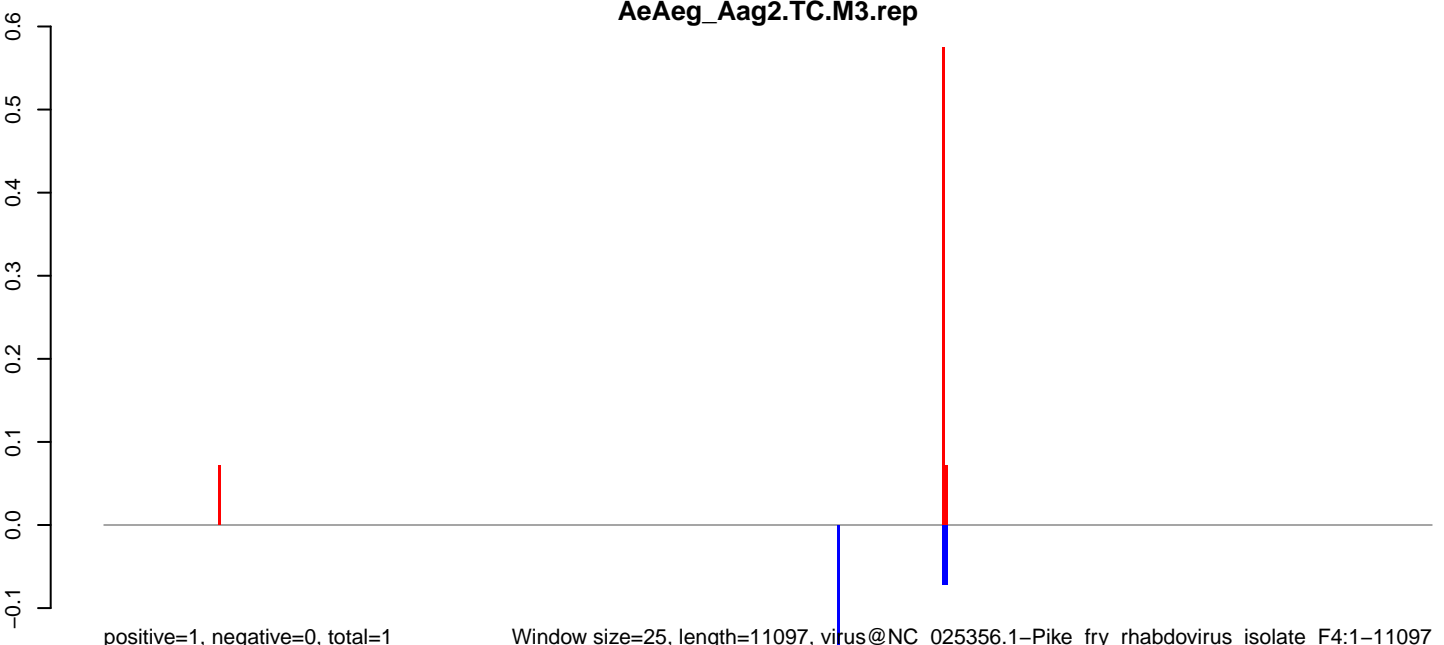
AeAeg_Aag2.TC.M3.18_23.rep



AeAeg_Aag2.TC.M3.24_35.rep



AeAeg_Aag2.TC.M3.rep




Window size=25, length=11097, virus@NC_025356.1-Pike_fry_rhabdovirus_isolate_F4:1-11097

0 2000 4000 6000 8000 10000

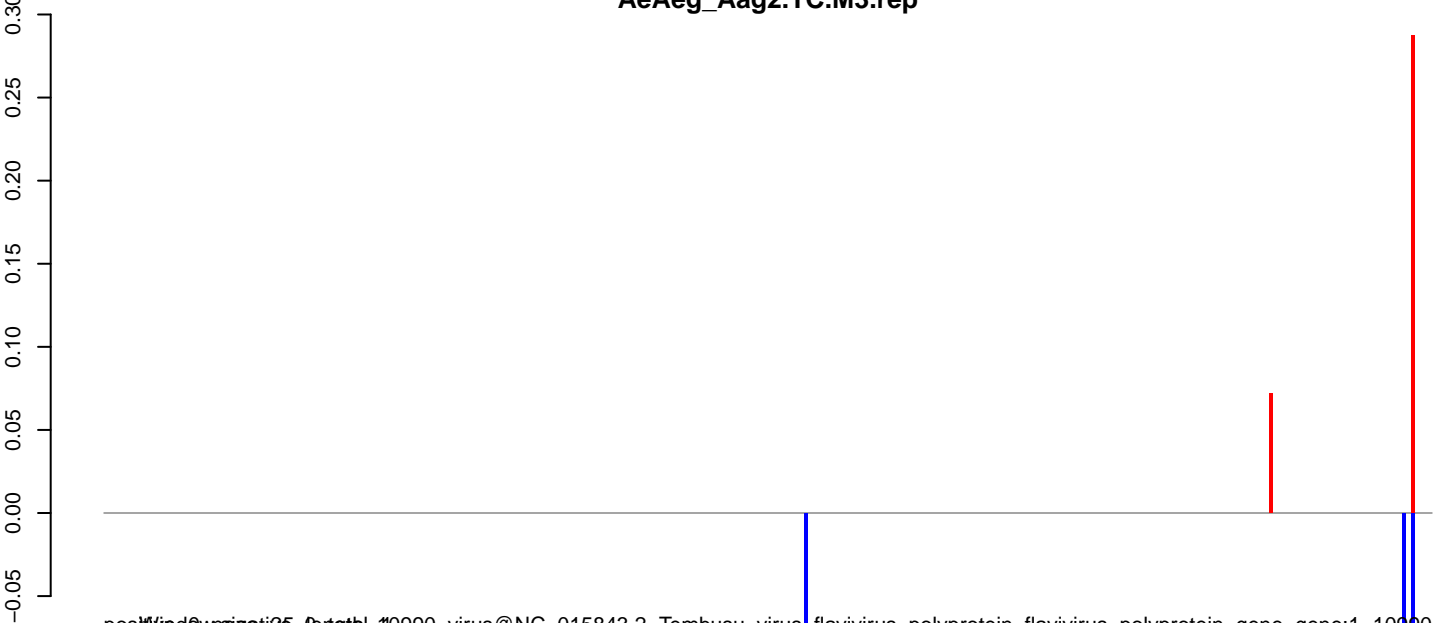
AeAeg_Aag2.TC.M3.18_23.rep



AeAeg_Aag2.TC.M3.24_35.rep




AeAeg_Aag2.TC.M3.rep




Window size=25, length=10990, virus@NC_015843.2-Tembusu_virus_flavivirus_polyprotein_flavivirus_polyprotein_gene_gene:1-10990

0 2000 4000 6000 8000 10000

AeAeg_Aag2.TC.M3.18_23.rep



AeAeg_Aag2.TC.M3.24_35.rep




AeAeg_Aag2.TC.M3.rep




Window size=25, length=10941, virus@NC_012534.1-Bagaza_virus:1-10941


AeAeg_Aag2.TC.M3.18_23.rep




AeAeg_Aag2.TC.M3.24_35.rep




AeAeg_Aag2.TC.M3.rep



AeAeg_Aag2.TC.M3.18_23.rep




AeAeg_Aag2.TC.M3.24_35.rep




AeAeg_Aag2.TC.M3.rep




AeAeg_Aag2.TC.M3.18_23.rep



AeAeg_Aag2.TC.M3.24_35.rep




AeAeg_Aag2.TC.M3.rep

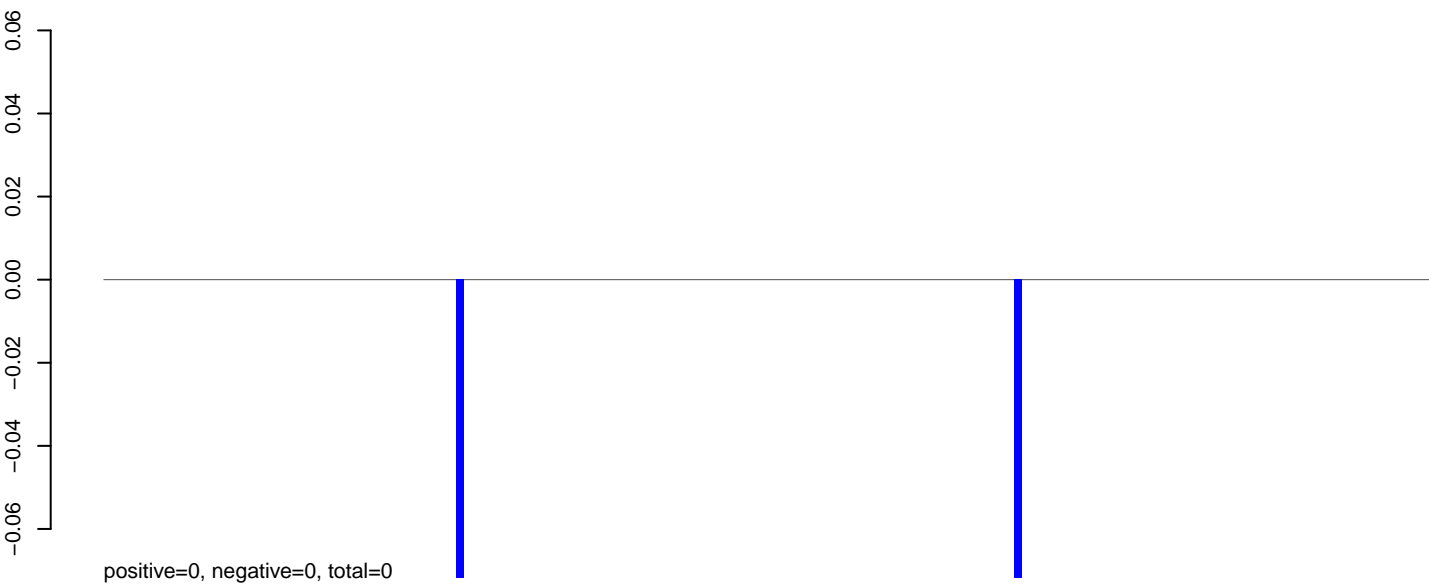


0 2000 4000 6000 8000 10000

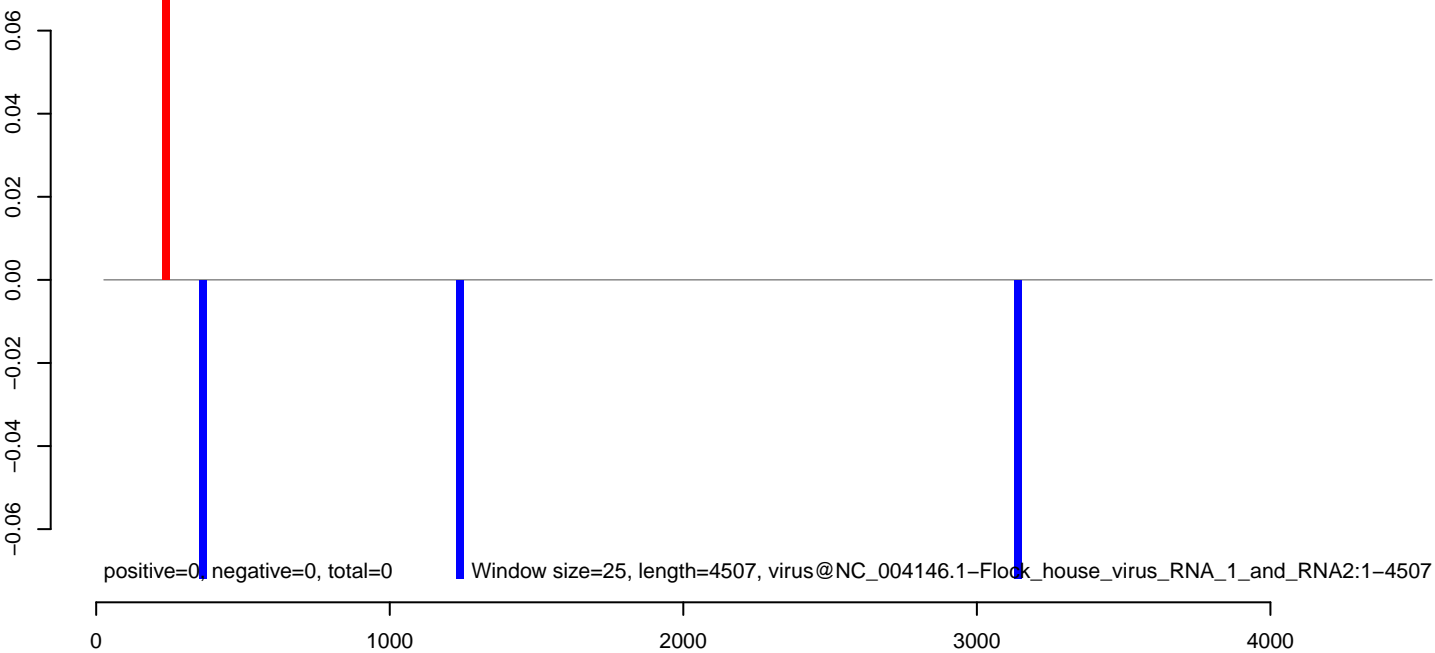
AeAeg_Aag2.TC.M3.18_23.rep




AeAeg_Aag2.TC.M3.24_35.rep




AeAeg_Aag2.TC.M3.rep



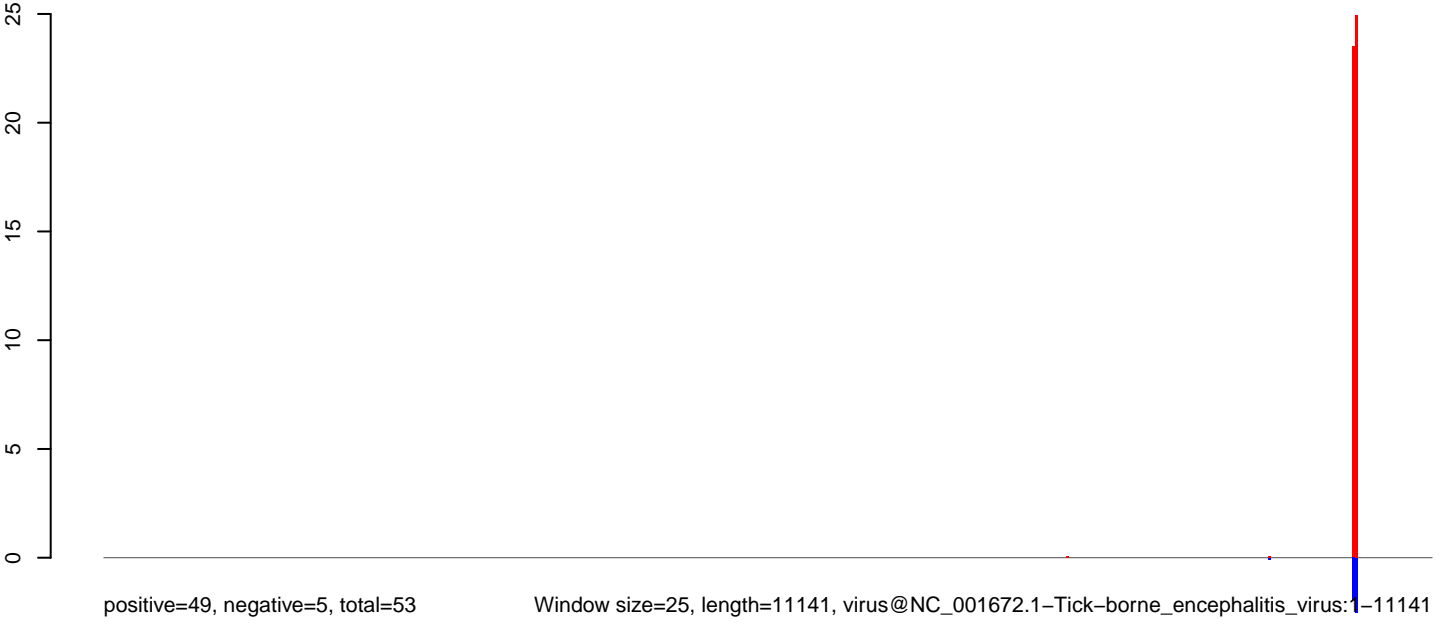
AeAeg_Aag2.TC.M3.18_23.rep



AeAeg_Aag2.TC.M3.24_35.rep




AeAeg_Aag2.TC.M3.rep




Window size=25, length=11141, virus@NC_001672.1-Tick-borne-encephalitis_virus:1-11141

0 2000 4000 6000 8000 10000

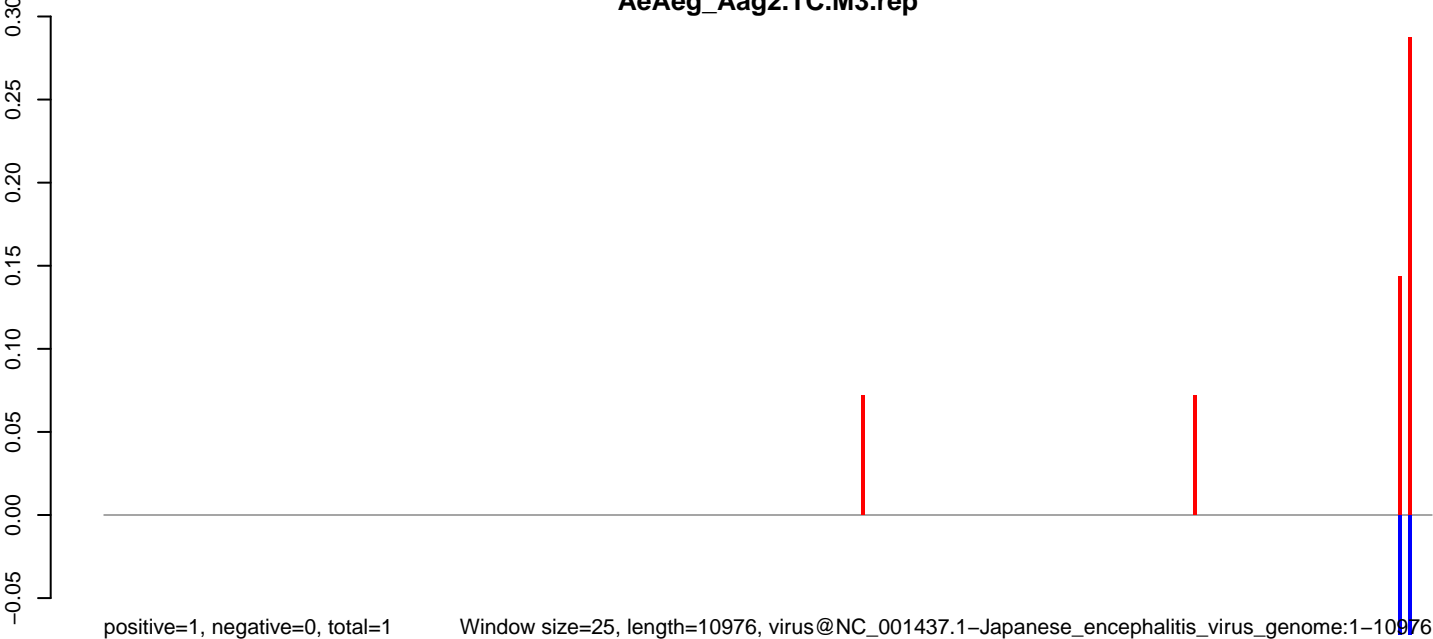
AeAeg_Aag2.TC.M3.18_23.rep



AeAeg_Aag2.TC.M3.24_35.rep




AeAeg_Aag2.TC.M3.rep




Window size=25, length=10976, virus@NC_001437.1-Japanese_encephalitis_virus_genome:1-10976

0 2000 4000 6000 8000 10000

AeAeg_Aag2.TC.M3.18_23.rep



AeAeg_Aag2.TC.M3.24_35.rep



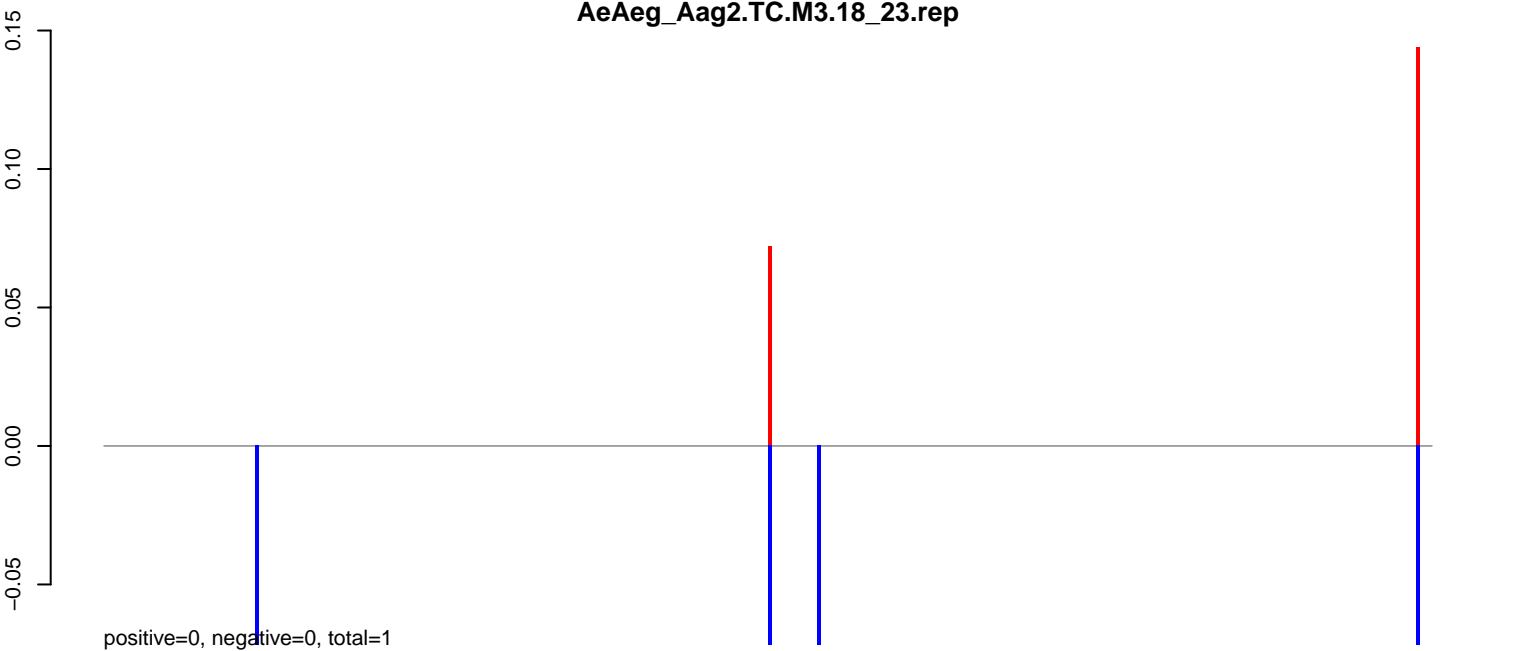
AeAeg_Aag2.TC.M3.rep




Window size=25, length=11014, virus@NC_000943.1-Murray_Valley_encephalitis_virus:1-11014

0 2000 4000 6000 8000 10000

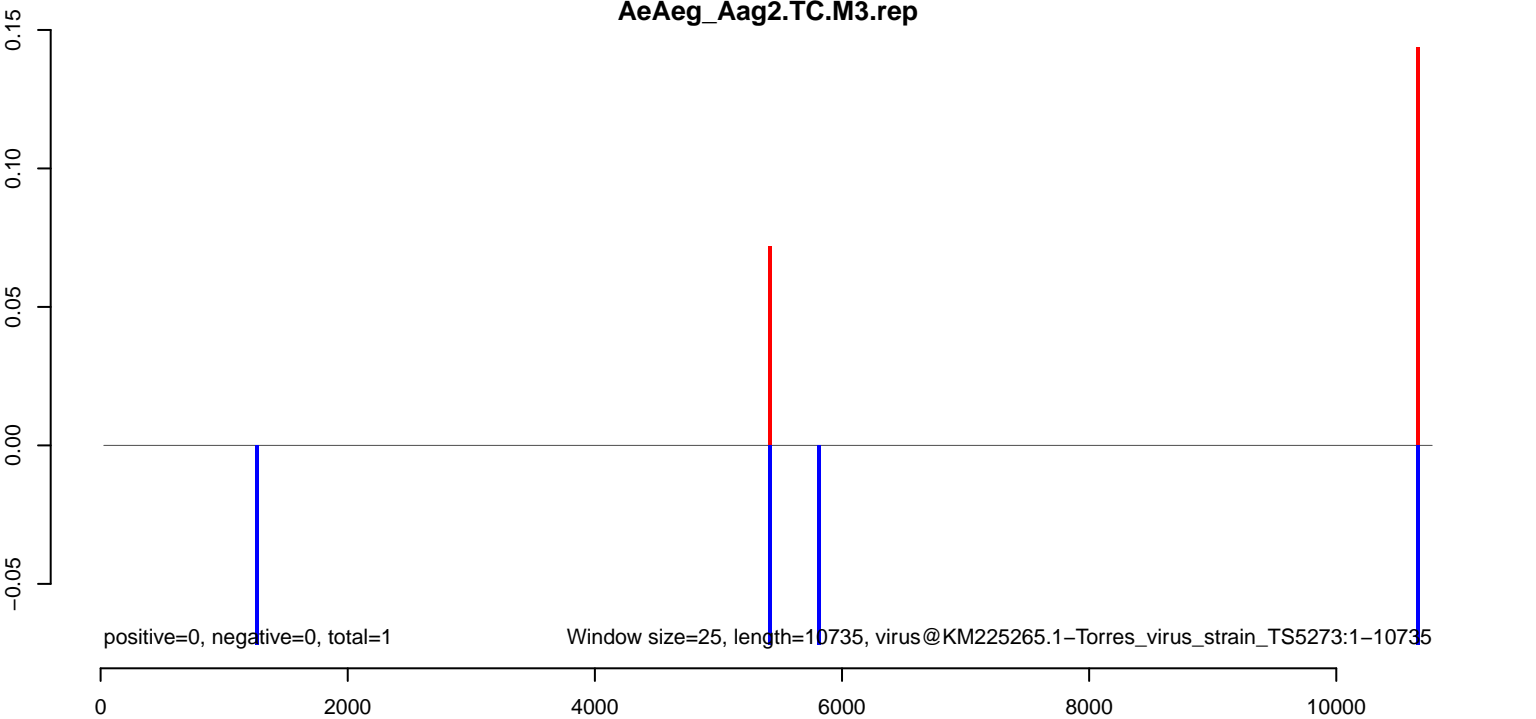
AeAeg_Aag2.TC.M3.18_23.rep



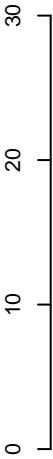
AeAeg_Aag2.TC.M3.24_35.rep



AeAeg_Aag2.TC.M3.rep

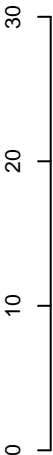


AeAeg_Aag2.TC.M3.18_23.rep



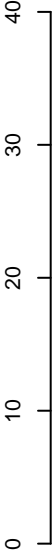
positive=92, negative=9, total=101

AeAeg_Aag2.TC.M3.24_35.rep

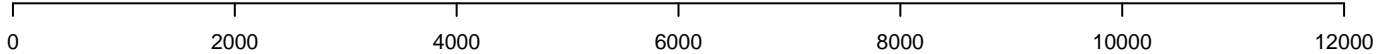


positive=8, negative=0, total=8


AeAeg_Aag2.TC.M3.rep



bow size=110, length=14964, #9, @H107992.1-Una_virus_non_structural_polyprotein_gene_partial_cds_and_structural_polyprotein_ge:1-11964




AeAeg_Aag2.TC.M3.18_23.rep



AeAeg_Aag2.TC.M3.24_35.rep




AeAeg_Aag2.TC.M3.rep



AeAeg_Aag2.TC.M3.18_23.rep



AeAeg_Aag2.TC.M3.24_35.rep




AeAeg_Aag2.TC.M3.rep




bow size=25, left=12189, right=0, total=0 NC_034543.1-Ord_River_virus_nucleoprotein_hypothetical_protein_phosphoprotein_hypothetical_pro:1-13189

0 2000 4000 6000 8000 10000 12000

AeAeg_Aag2.TC.M3.18_23.rep



AeAeg_Aag2.TC.M3.24_35.rep




AeAeg_Aag2.TC.M3.rep




0 2000 4000 6000 8000 10000
positive=0, negative=0, total=0, window-size=25, length=10251, virus@NC_033723.1-Gadgets_Gully_virus_from_Australia_polyprotein_gene:1-10251

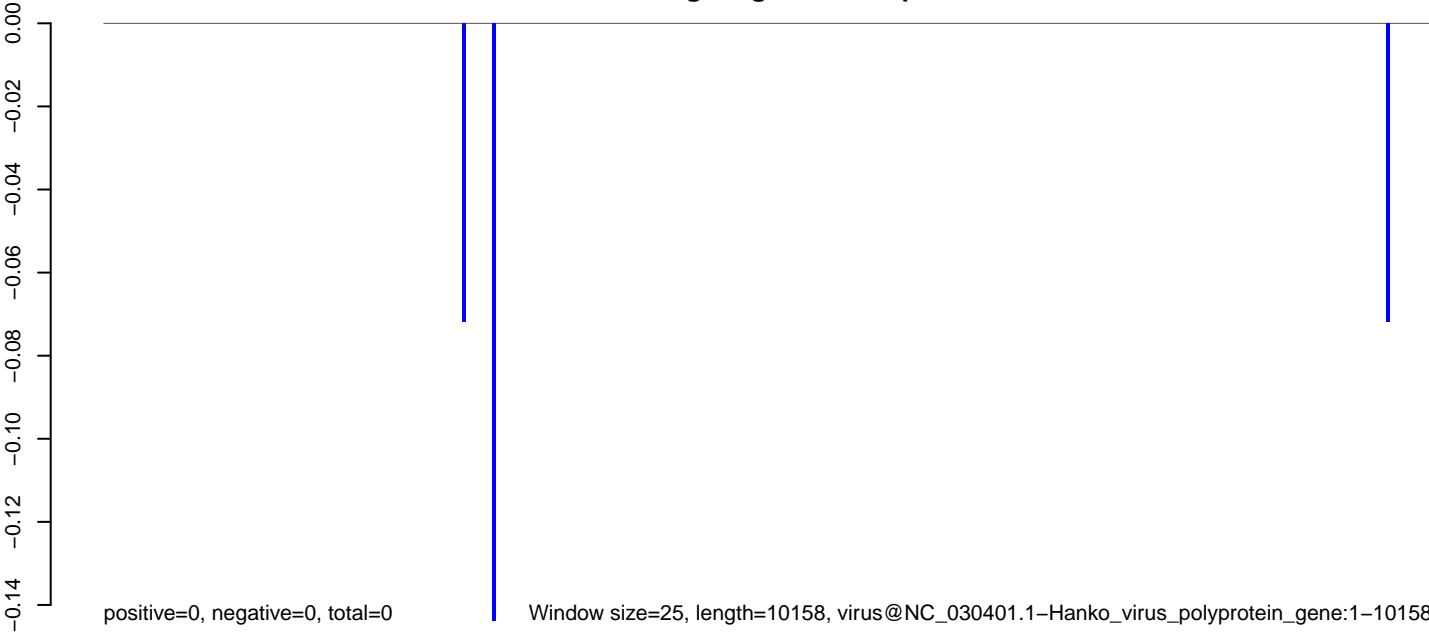
AeAeg_Aag2.TC.M3.18_23.rep



AeAeg_Aag2.TC.M3.24_35.rep




AeAeg_Aag2.TC.M3.rep




Window size=25, length=10158, virus@NC_030401.1-Hanko_virus_polyprotein_gene:1-10158

0 2000 4000 6000 8000 10000


AeAeg_Aag2.TC.M3.18_23.rep



AeAeg_Aag2.TC.M3.24_35.rep




AeAeg_Aag2.TC.M3.rep




Window size=25, length=14478, virus@NC_028241.1-Yata_virus_isolate_DakArB_2181:1-14478

0 5000 10000 15000

AeAeg_Aag2.TC.M3.18_23.rep




AeAeg_Aag2.TC.M3.24_35.rep




AeAeg_Aag2.TC.M3.rep



AeAeg_Aag2.TC.M3.18_23.rep



AeAeg_Aag2.TC.M3.24_35.rep




AeAeg_Aag2.TC.M3.rep



Window size=25, length=12240, virus@NC_025362.1-Xiburema_virus_isolate_XIBV_BE_AR_362159:1-12240

0 2000 4000 6000 8000 10000 12000

AeAeg_Aag2.TC.M3.18_23.rep



AeAeg_Aag2.TC.M3.24_35.rep




AeAeg_Aag2.TC.M3.rep




0 5000 10000 15000


AeAeg_Aag2.TC.M3.18_23.rep



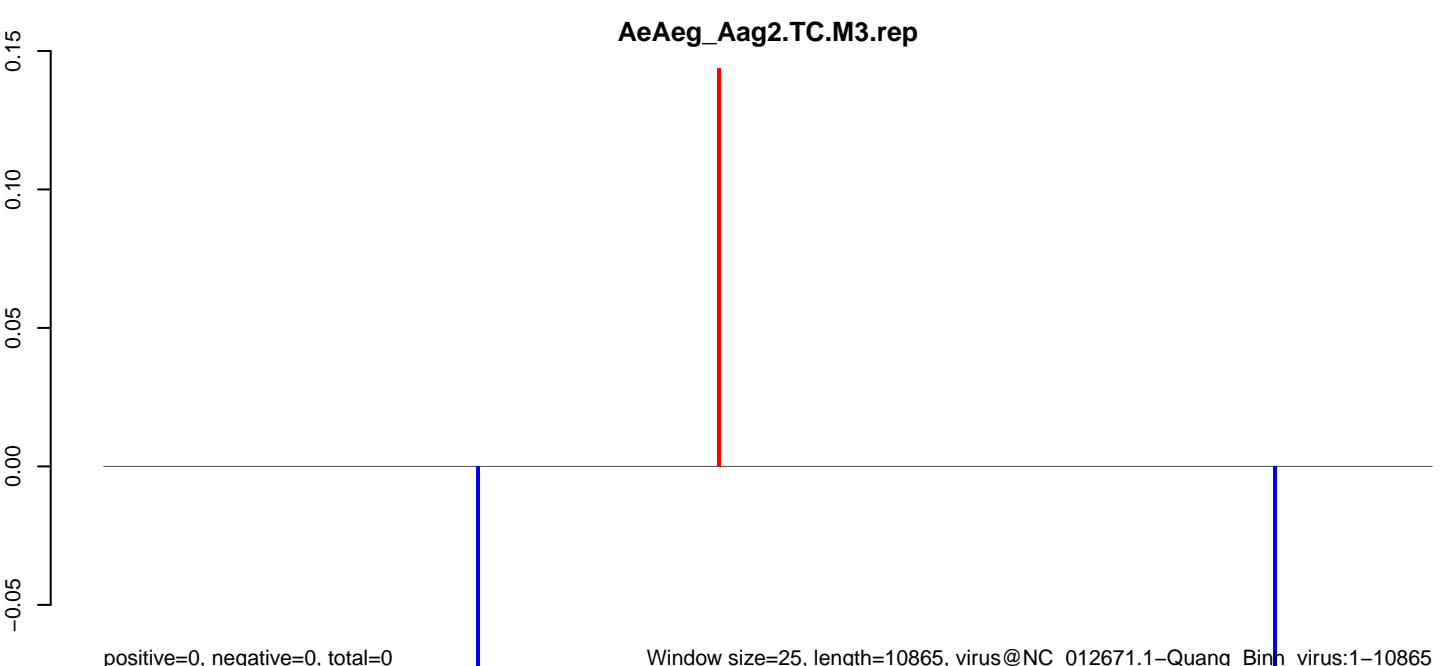

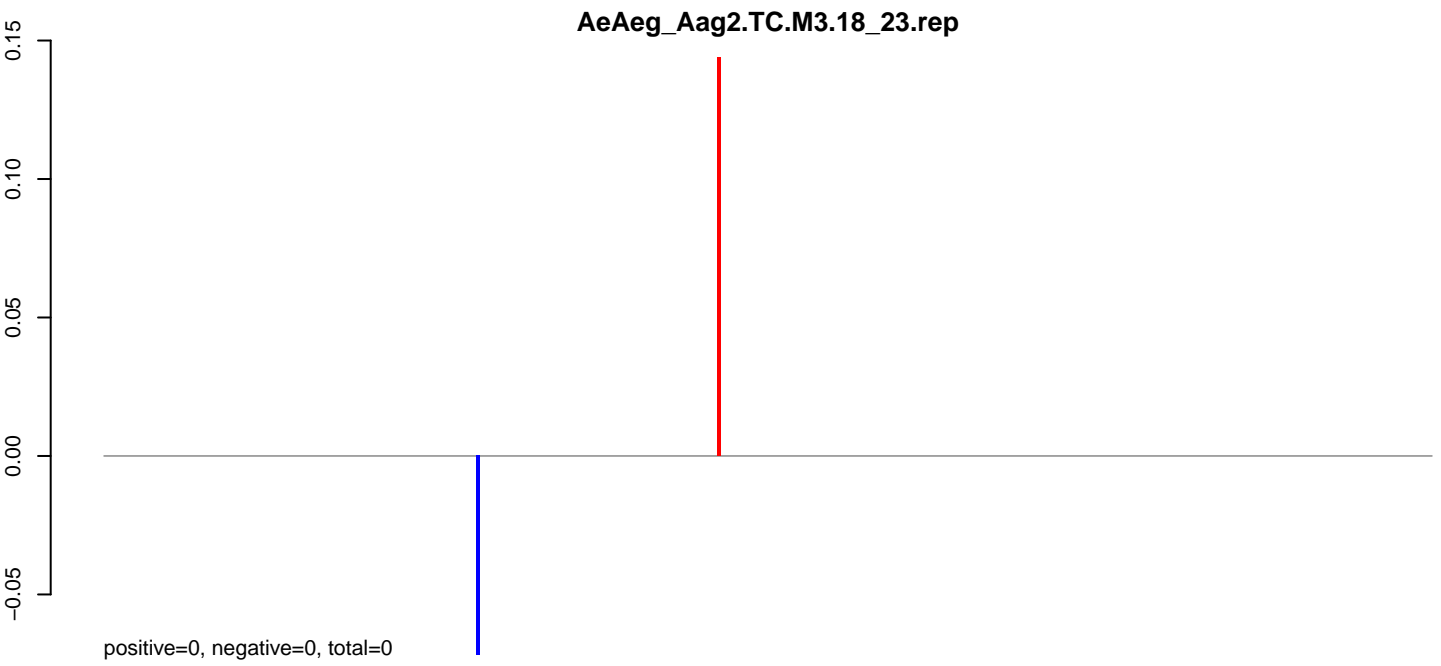
AeAeg_Aag2.TC.M3.24_35.rep




AeAeg_Aag2.TC.M3.rep




0 2000 4000 6000 8000 10000



AeAeg_Aag2.TC.M3.18_23.rep




AeAeg_Aag2.TC.M3.24_35.rep




AeAeg_Aag2.TC.M3.rep




AeAeg_Aag2.TC.M3.18_23.rep



AeAeg_Aag2.TC.M3.24_35.rep




AeAeg_Aag2.TC.M3.rep




Window size=25, length=10793, virus@NC_008719.1-Sepik_virus:1-10793

0 2000 4000 6000 8000 10000


AeAeg_Aag2.TC.M3.18_23.rep



AeAeg_Aag2.TC.M3.24_35.rep




AeAeg_Aag2.TC.M3.rep




Window size=25, length=12333, virus@NC_007919.3-Nora_virus:1-12333

0 2000 4000 6000 8000 10000 12000

AeAeg_Aag2.TC.M3.18_23.rep




AeAeg_Aag2.TC.M3.24_35.rep



AeAeg_Aag2.TC.M3.rep




AeAeg_Aag2.TC.M3.18_23.rep




positive=0, negative=0, total=0

AeAeg_Aag2.TC.M3.24_35.rep

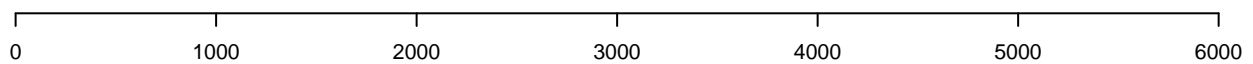


positive=0, negative=0, total=0


AeAeg_Aag2.TC.M3.rep




positive=0, negative=0, total=0 window size=25, length=6603, virus@NC_004177.1-Drosophila_x_virus_segment_A_and_segment_B:1-6603



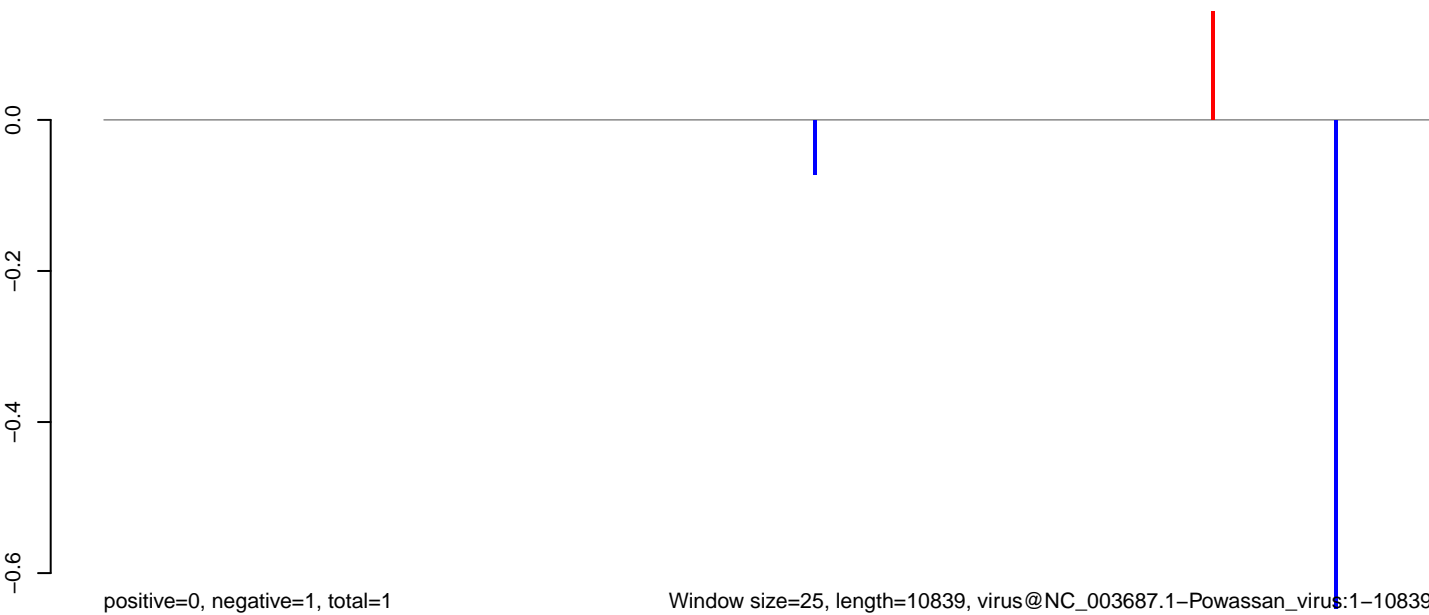
AeAeg_Aag2.TC.M3.18_23.rep



AeAeg_Aag2.TC.M3.24_35.rep



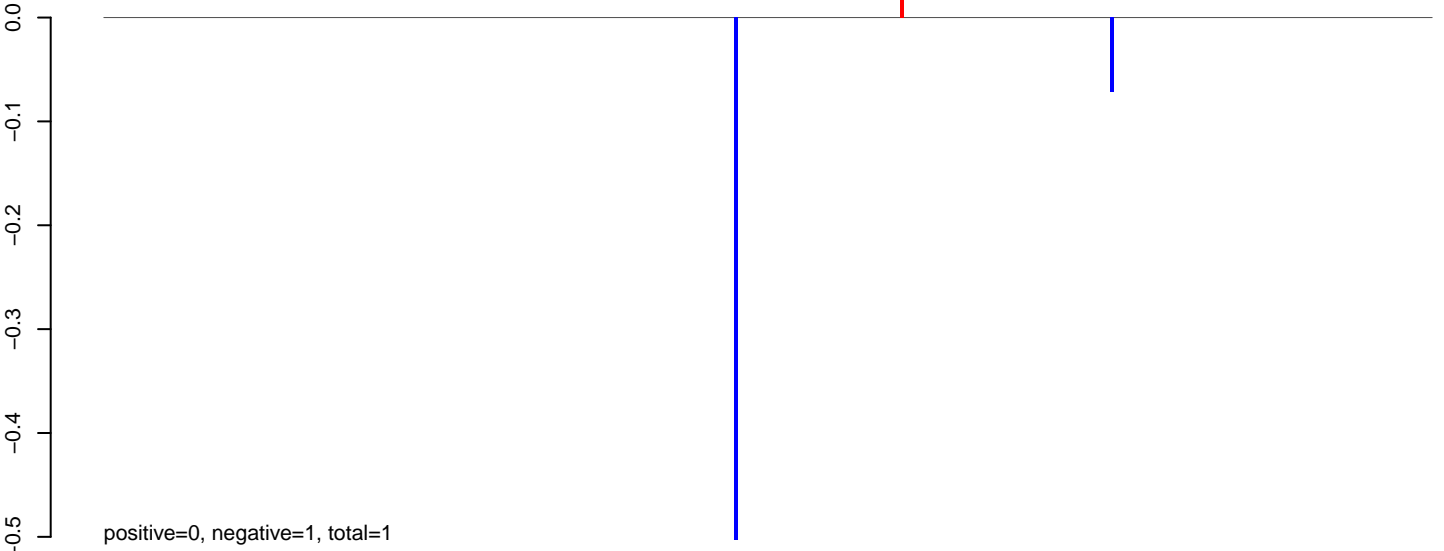
AeAeg_Aag2.TC.M3.rep




Window size=25, length=10839, virus@NC_003687.1-Powassan_virus:1-10839

0 2000 4000 6000 8000 10000

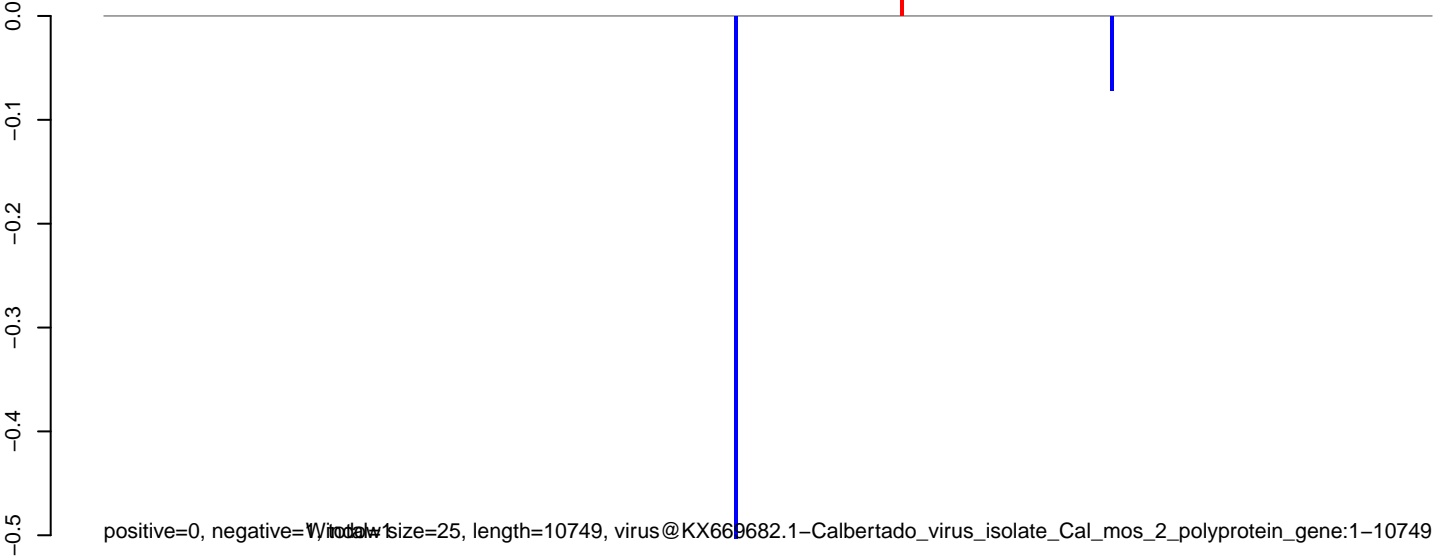
AeAeg_Aag2.TC.M3.18_23.rep



AeAeg_Aag2.TC.M3.24_35.rep



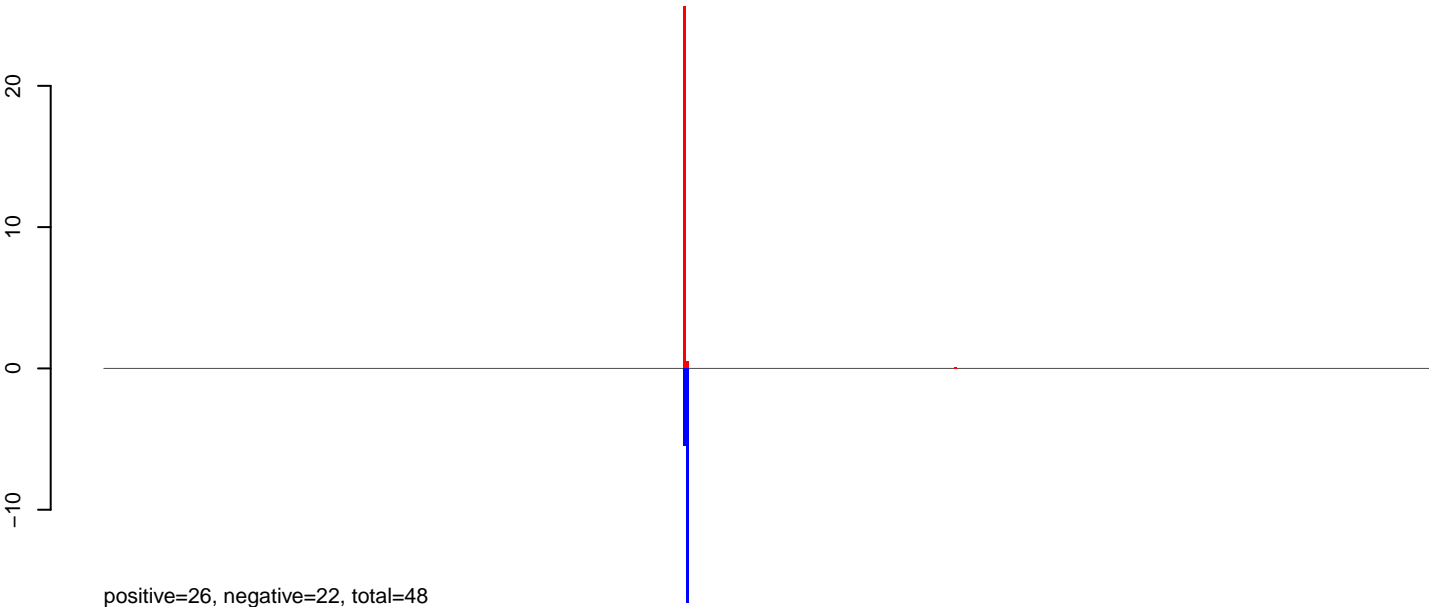
AeAeg_Aag2.TC.M3.rep




Window size=25, length=10749, virus@KX669682.1-Calbertado_virus_isolate_Cal_mos_2_polyprotein_gene:1-10749

0 2000 4000 6000 8000 10000

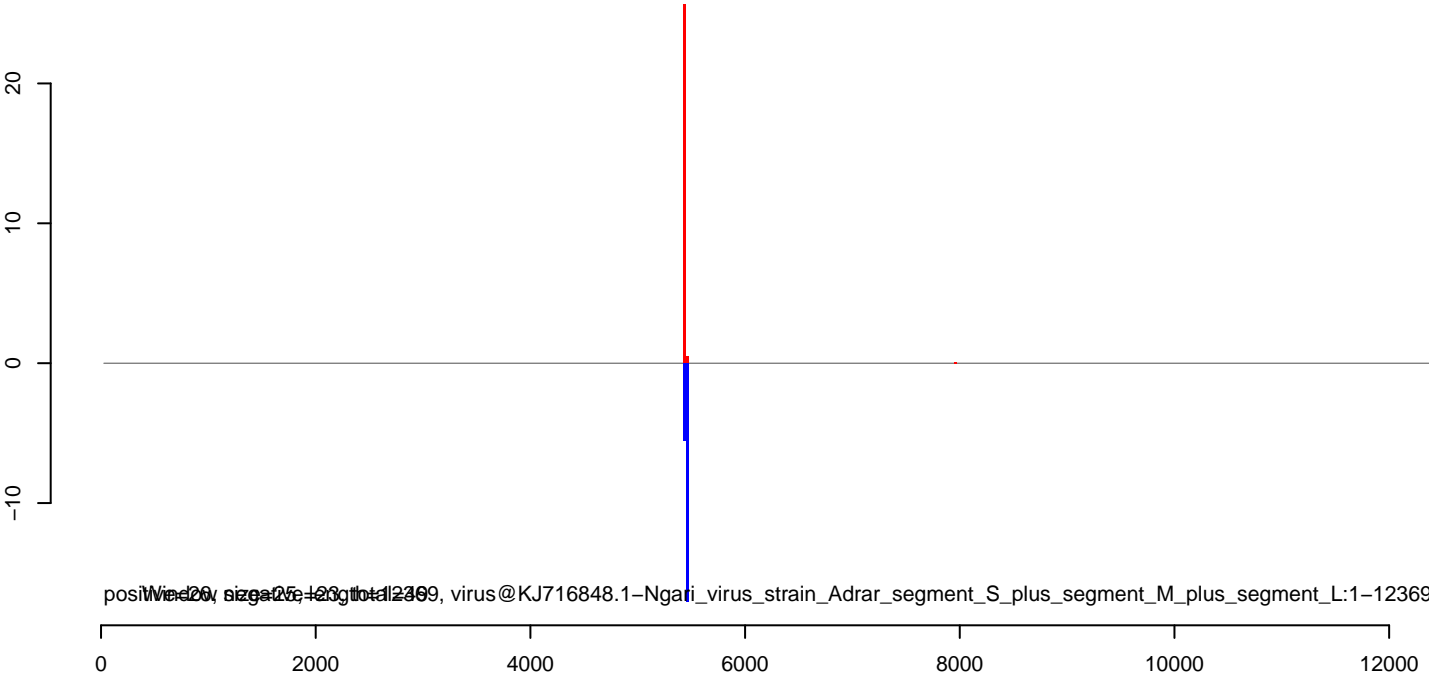
AeAeg_Aag2.TC.M3.18_23.rep




AeAeg_Aag2.TC.M3.24_35.rep




AeAeg_Aag2.TC.M3.rep



AeAeg_Aag2.TC.M3.18_23.rep



AeAeg_Aag2.TC.M3.24_35.rep




AeAeg_Aag2.TC.M3.rep




downloaded from the JGI Integrated Microbial Genomes & Sequences Center (IMG) 147991.1-Trocaravirus non structural polyprotein gene partial cds and structural polyprotein:1-12052

0 2000 4000 6000 8000 10000 12000

AeAeg_Aag2.TC.M3.18_23.rep




AeAeg_Aag2.TC.M3.24_35.rep




AeAeg_Aag2.TC.M3.rep




AeAeg_Aag2.TC.M3.18_23.rep



AeAeg_Aag2.TC.M3.24_35.rep




AeAeg_Aag2.TC.M3.rep




Window size=25, length=10302, virus@EU082200.2-Koutango_virus_strain_Dak_Ar_D_5443_polyprotein_gene:1-10302

0 2000 4000 6000 8000 10000

AeAeg_Aag2.TC.M3.18_23.rep



AeAeg_Aag2.TC.M3.24_35.rep




AeAeg_Aag2.TC.M3.rep




Window size=25, length=10794, virus@AY632542.4-Rocio_virus_strain_SPH_34675:1-10794


AeAeg_Aag2.TC.M3.18_23.rep



AeAeg_Aag2.TC.M3.24_35.rep

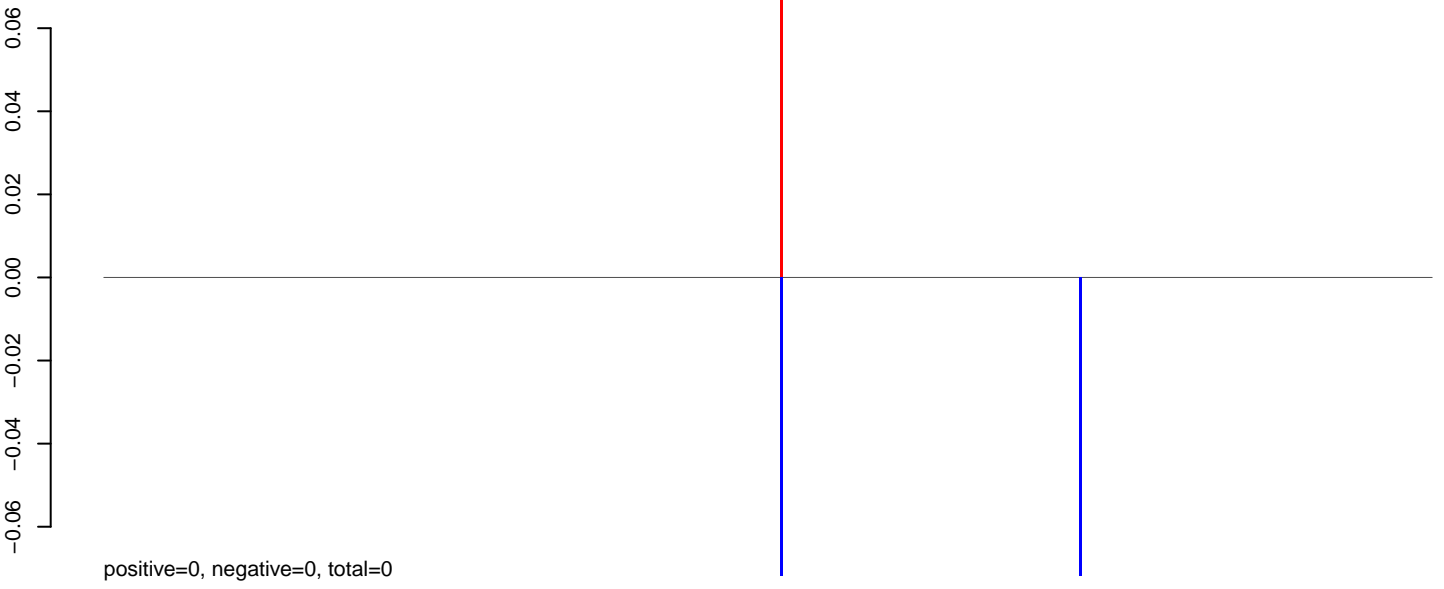


AeAeg_Aag2.TC.M3.rep




0 2000 4000 6000 8000 10000 12000

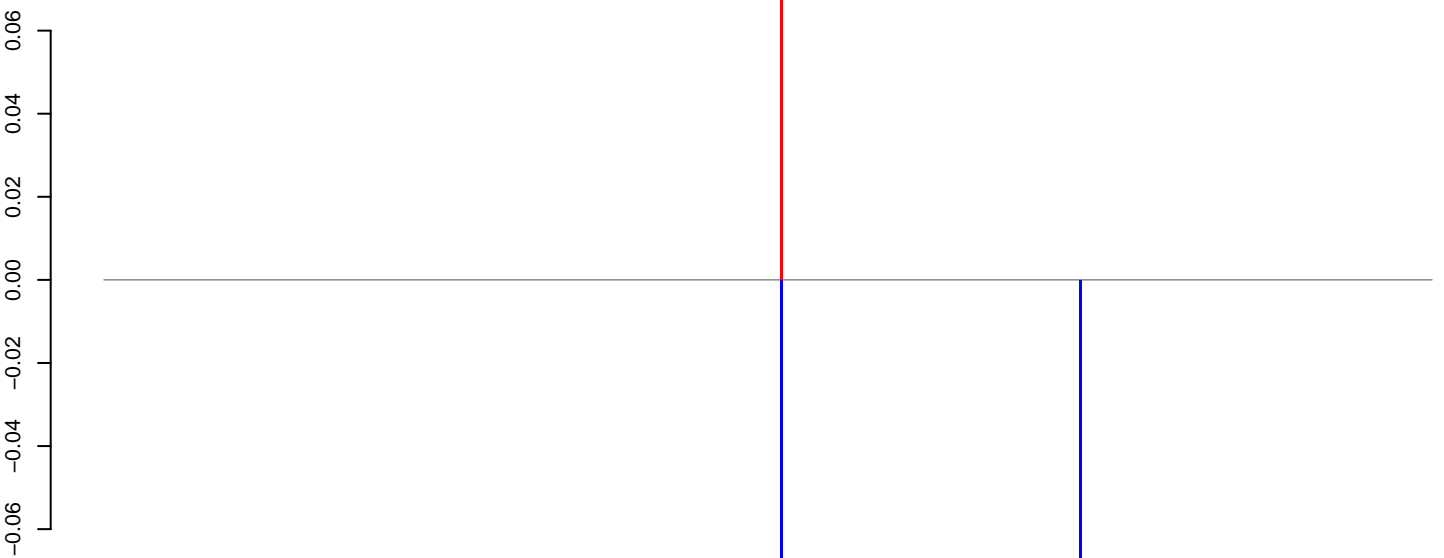
AeAeg_Aag2.TC.M3.18_23.rep



AeAeg_Aag2.TC.M3.24_35.rep



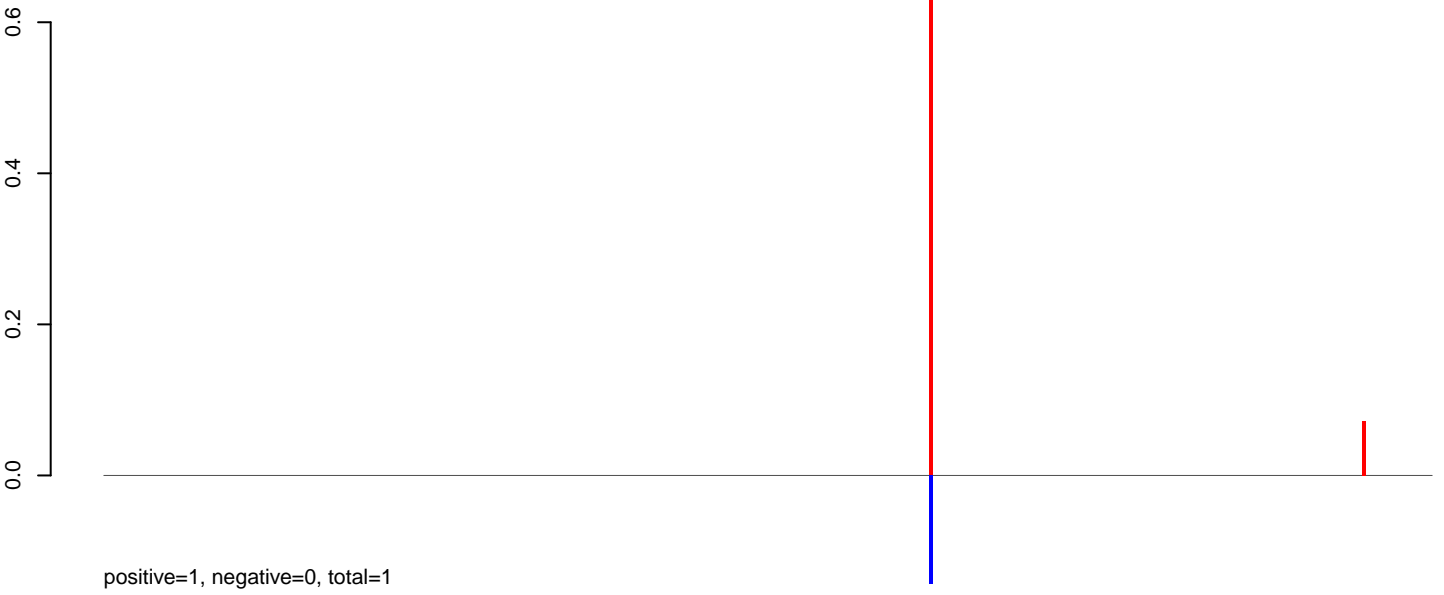
AeAeg_Aag2.TC.M3.rep




v sizes=25, l=1, n=4, r=0, t=0, c=0, n=0_034541.1-Gray_Lodge_virus_nucleoprotein_phosphoprotein_hypothetical_proteins_matrix_glycopr:1-12403

0 2000 4000 6000 8000 10000 12000

AeAeg_Aag2.TC.M3.18_23.rep



AeAeg_Aag2.TC.M3.24_35.rep




AeAeg_Aag2.TC.M3.rep




size=25, start=1, stop=10968, circ=0, file=C:\1034539.1-Nkolbisson_virus_nucleoprotein_phosphoprotein_matrix_glycoprotein_and_polymerase_g:1-10968

0 2000 4000 6000 8000 10000

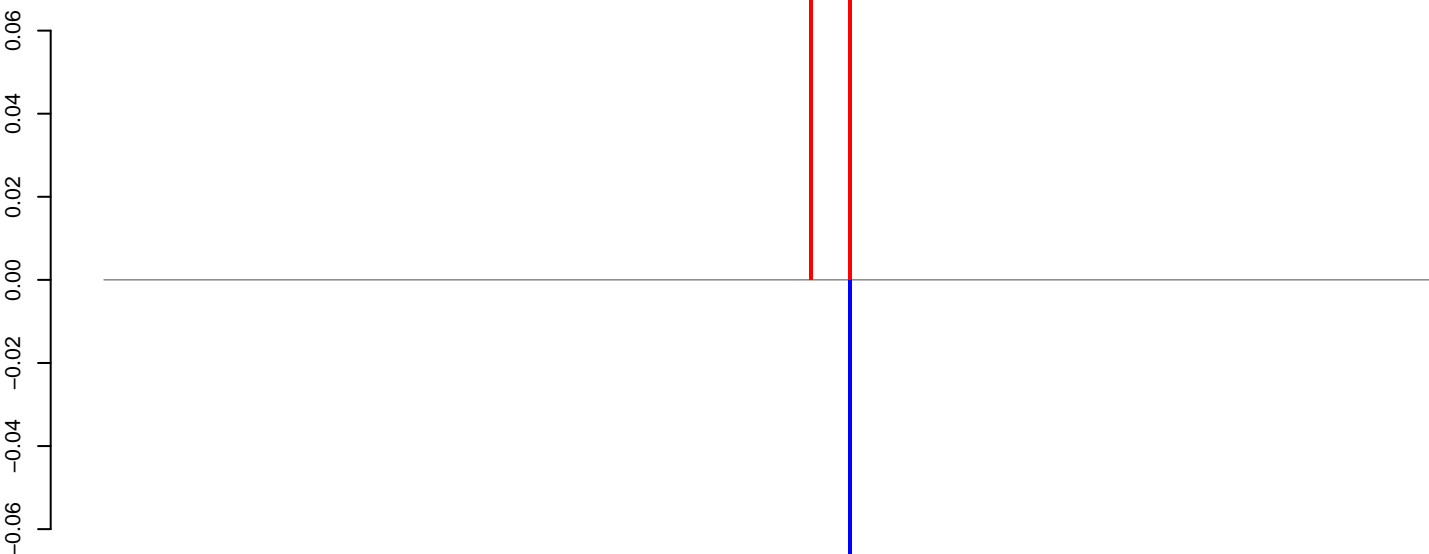
AeAeg_Aag2.TC.M3.18_23.rep



AeAeg_Aag2.TC.M3.24_35.rep



AeAeg_Aag2.TC.M3.rep




NC_034535.1-Barur_virus_nucleoprotein_phosphoprotein_matrix_glycoprotein_and_polymerase_genes:1-10853

0 2000 4000 6000 8000 10000

AeAeg_Aag2.TC.M3.18_23.rep



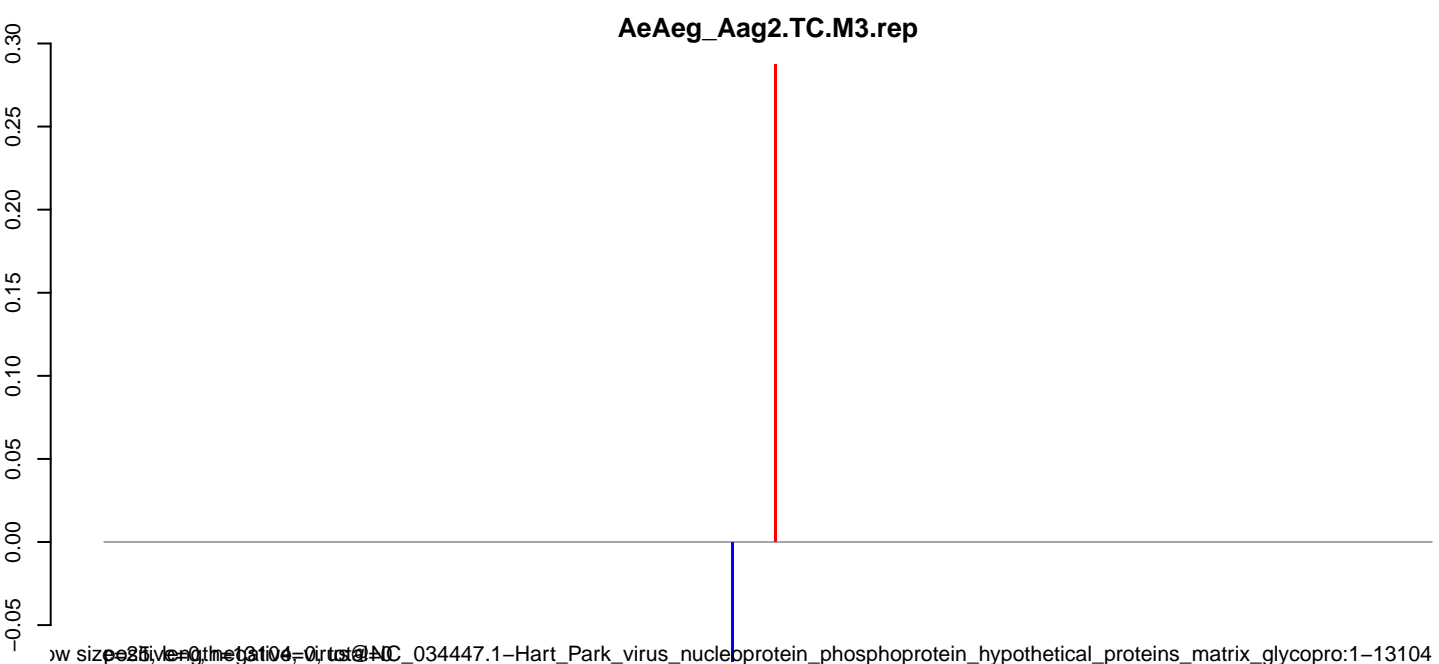

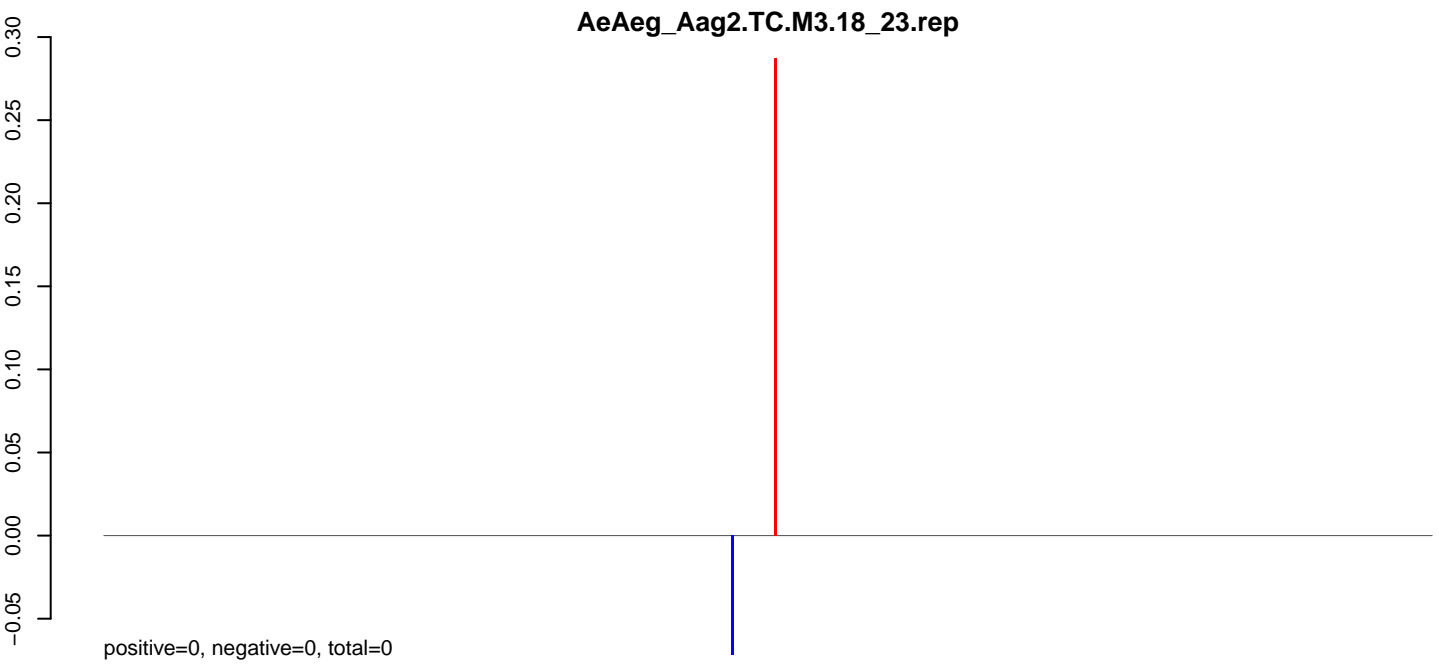
AeAeg_Aag2.TC.M3.24_35.rep



AeAeg_Aag2.TC.M3.rep




0034534.1-Rochambeau_virus_nucleoprotein_phosphoprotein_matrix_hypothetical_proteins_glycopr:1-13593




ww size=85, length=13104, virus=NC_034447.1-Hart_Park_virus_nucleoprotein_phosphoprotein_hypothetical_proteins_matrix_glycopro:1-13104

0 2000 4000 6000 8000 10000 12000

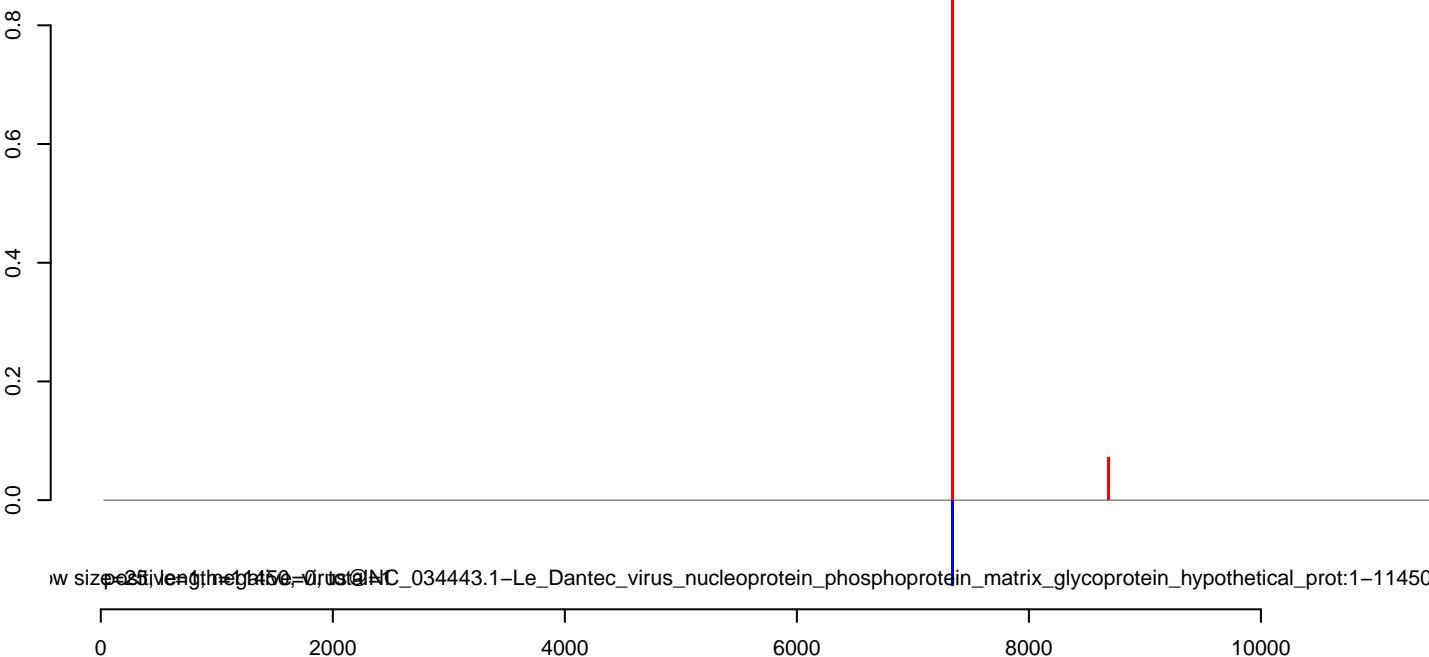
AeAeg_Aag2.TC.M3.18_23.rep




AeAeg_Aag2.TC.M3.24_35.rep



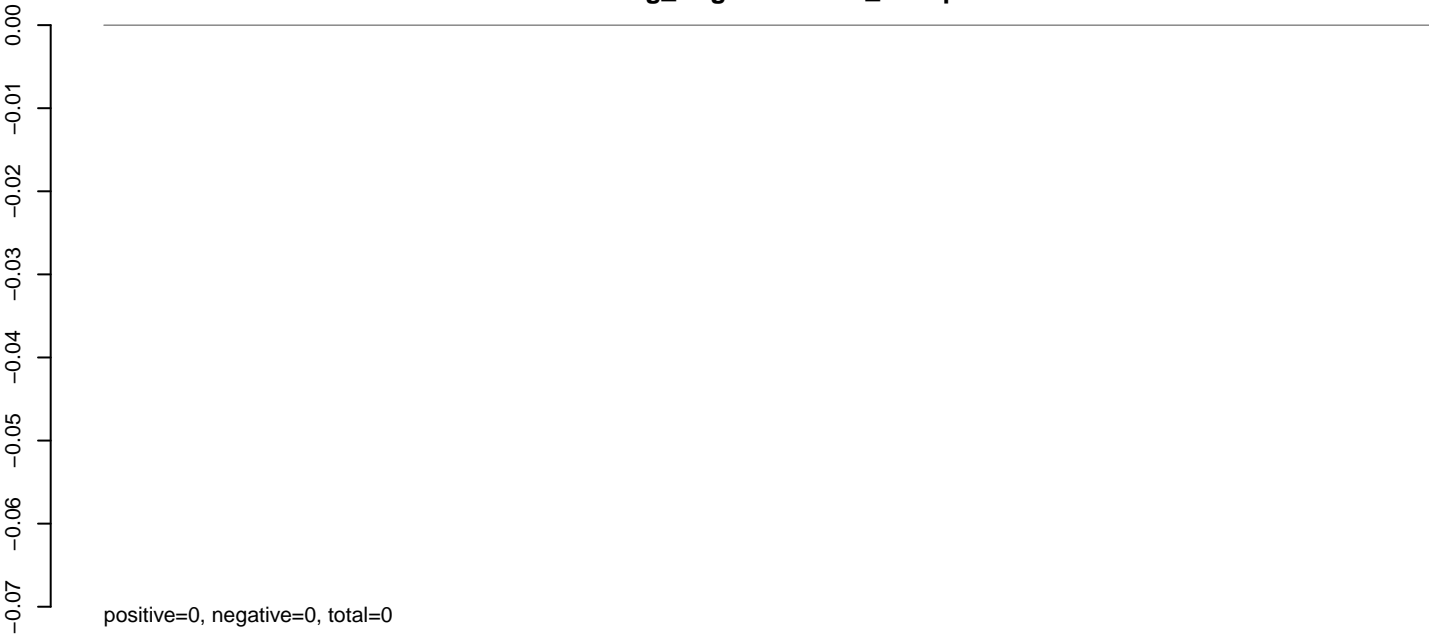
AeAeg_Aag2.TC.M3.rep




AeAeg_Aag2.TC.M3.18_23.rep



AeAeg_Aag2.TC.M3.24_35.rep



AeAeg_Aag2.TC.M3.rep




0 2000 4000 6000 8000 10000

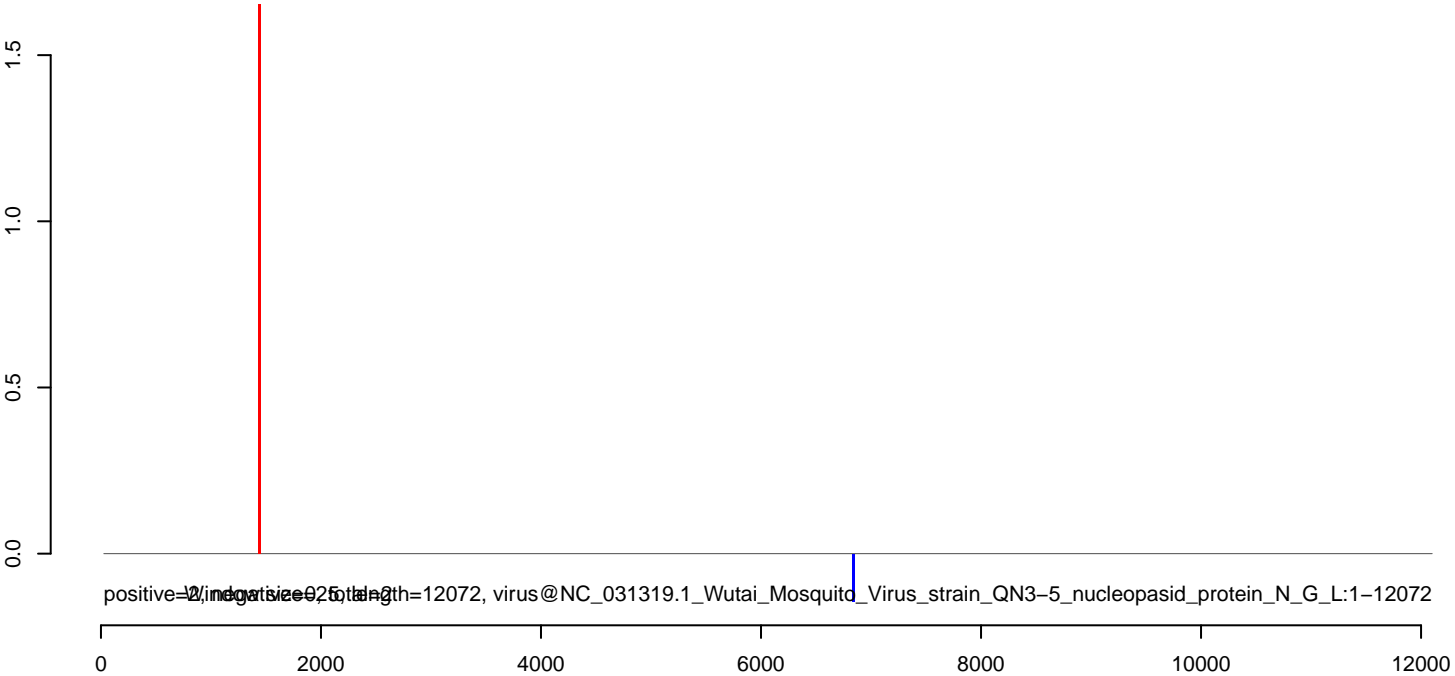
AeAeg_Aag2.TC.M3.18_23.rep




AeAeg_Aag2.TC.M3.24_35.rep




AeAeg_Aag2.TC.M3.rep



AeAeg_Aag2.TC.M3.18_23.rep



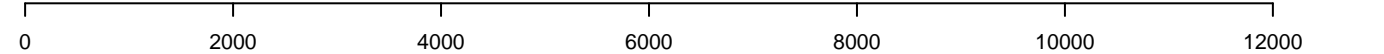
AeAeg_Aag2.TC.M3.24_35.rep




AeAeg_Aag2.TC.M3.rep




Xincheng_Mosquito_Virus_strain_XC1-6_ORF1_ORF1_ORF2_ORF2_glycoprotein_G_and_RNA-de:1-12774



AeAeg_Aag2.TC.M3.18_23.rep




AeAeg_Aag2.TC.M3.24_35.rep




AeAeg_Aag2.TC.M3.rep




AeAeg_Aag2.TC.M3.18_23.rep



AeAeg_Aag2.TC.M3.24_35.rep




AeAeg_Aag2.TC.M3.rep




width=25, length=10688, virus@NC_023439.1-Kama_virus_strain_LEIV-20776Tat_polyprotein_gene:1-10688

0 2000 4000 6000 8000 10000

AeAeg_Aag2.TC.M3.18_23.rep




AeAeg_Aag2.TC.M3.24_35.rep




AeAeg_Aag2.TC.M3.rep




AeAeg_Aag2.TC.M3.18_23.rep



AeAeg_Aag2.TC.M3.24_35.rep



AeAeg_Aag2.TC.M3.rep




AeAeg_Aag2.TC.M3.18_23.rep



positive=20, negative=2, total=22

AeAeg_Aag2.TC.M3.24_35.rep



positive=1, negative=0, total=1

AeAeg_Aag2.TC.M3.rep

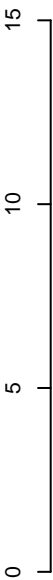


positive=21, negative=2, total=23

Window size=25, length=11877, virus@NC_016962.1-Bebaru_virus:1-11877

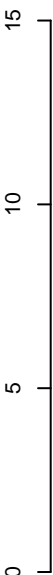
0 2000 4000 6000 8000 10000 12000

AeAeg_Aag2.TC.M3.18_23.rep



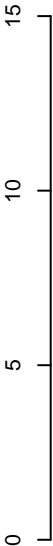
positive=30, negative=3, total=33

AeAeg_Aag2.TC.M3.24_35.rep




positive=2, negative=0, total=2

AeAeg_Aag2.TC.M3.rep




positive=32, negative=3, total=34


Window size=25, length=11616, virus@NC_016961.1-Whataroa_virus:1-11616



AeAeg_Aag2.TC.M3.18_23.rep



AeAeg_Aag2.TC.M3.24_35.rep




AeAeg_Aag2.TC.M3.rep




Window size=25, length=10723, virus@NC_012533.1-Kedougou_virus:1-10723

0 2000 4000 6000 8000 10000

AeAeg_Aag2.TC.M3.18_23.rep




AeAeg_Aag2.TC.M3.24_35.rep



AeAeg_Aag2.TC.M3.rep




AeAeg_Aag2.TC.M3.18_23.rep




AeAeg_Aag2.TC.M3.24_35.rep




AeAeg_Aag2.TC.M3.rep




AeAeg_Aag2.TC.M3.18_23.rep



AeAeg_Aag2.TC.M3.24_35.rep



AeAeg_Aag2.TC.M3.rep




Window size=25, length=10857, virus@NC_005039.1-Yokose_virus:1-10857

0 2000 4000 6000 8000 10000

AeAeg_Aag2.TC.M3.18_23.rep



AeAeg_Aag2.TC.M3.24_35.rep



AeAeg_Aag2.TC.M3.rep



Window size=25, length=12294, virus@NC_001927.1-Bunyamwera_virus_segment_S_plus_segment_M_plus_segment_L:1-12294

0 2000 4000 6000 8000 10000 12000

AeAeg_Aag2.TC.M3.18_23.rep

0.00
-0.02
-0.04
-0.06
-0.08
-0.10
-0.12
-0.14

positive=0, negative=0, total=0

AeAeg_Aag2.TC.M3.24_35.rep

0.00
-0.02
-0.04
-0.06
-0.08
-0.10
-0.12
-0.14

positive=0, negative=0, total=0

AeAeg_Aag2.TC.M3.rep


0.00
-0.02
-0.04
-0.06
-0.08
-0.10
-0.12
-0.14

positive=0, negative=0, total=0


Window size=25, length=12916, virus@MH237595.1-Aedes_aegypti_anphevirus_strain_1a:1-12916

0 2000 4000 6000 8000 10000 12000


AeAeg_Aag2.TC.M3.18_23.rep



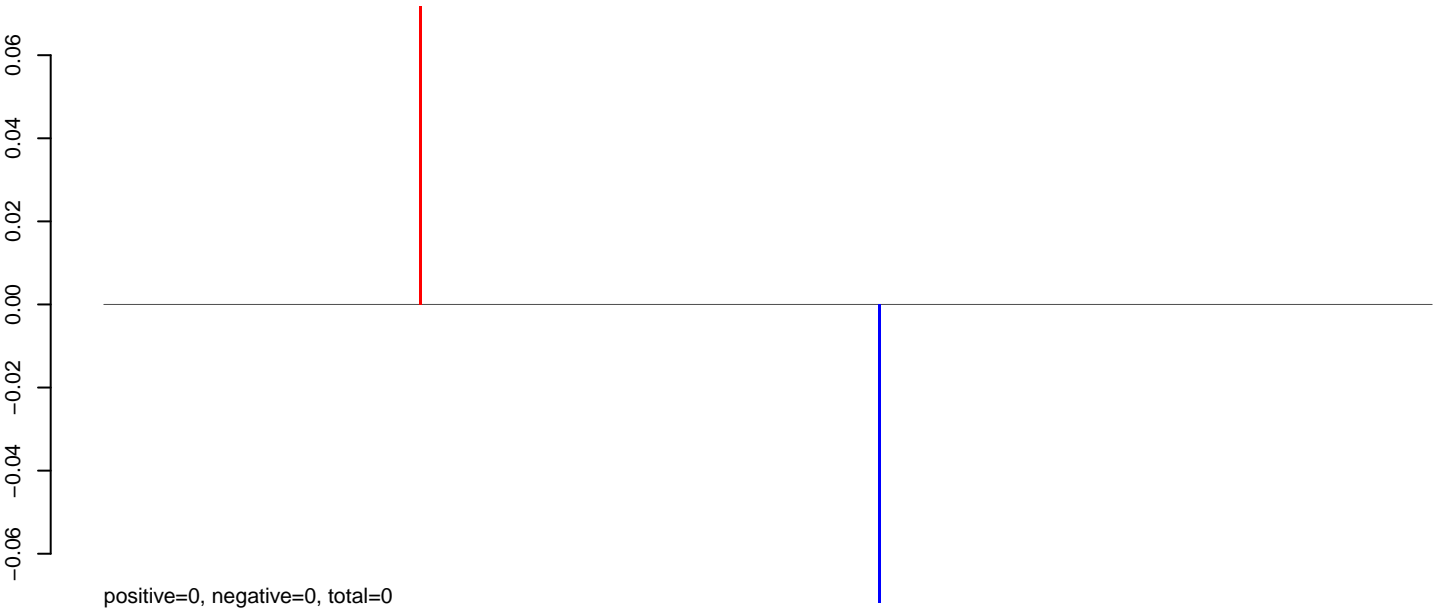
AeAeg_Aag2.TC.M3.24_35.rep




AeAeg_Aag2.TC.M3.rep



AeAeg_Aag2.TC.M3.18_23.rep



AeAeg_Aag2.TC.M3.24_35.rep




AeAeg_Aag2.TC.M3.rep




low size def of the 2004, vint @ X853181.1-Schmallenberg_virus_isolate_Germany_segment_S_plus_segment_M_plus_segment_L:1-12094

0 2000 4000 6000 8000 10000 12000

AeAeg_Aag2.TC.M3.18_23.rep



AeAeg_Aag2.TC.M3.24_35.rep




AeAeg_Aag2.TC.M3.rep




Window size=25, length=10841, virus@JQ308187.1-Culex_flavivirus_isolate_HLD105:1-10841

0 2000 4000 6000 8000 10000

AeAeg_Aag2.TC.M3.18_23.rep



AeAeg_Aag2.TC.M3.24_35.rep



AeAeg_Aag2.TC.M3.rep




Window size=25, length=10841, virus@HQ678513.1-Culex_flavivirus_isolate_H0901:1-10841

0 2000 4000 6000 8000 10000

AeAeg_Aag2.TC.M3.18_23.rep



AeAeg_Aag2.TC.M3.24_35.rep




AeAeg_Aag2.TC.M3.rep




0 2000 4000 6000 8000 10000


AeAeg_Aag2.TC.M3.18_23.rep




AeAeg_Aag2.TC.M3.24_35.rep




AeAeg_Aag2.TC.M3.rep




AeAeg_Aag2.TC.M3.18_23.rep



AeAeg_Aag2.TC.M3.24_35.rep




AeAeg_Aag2.TC.M3.rep




Window size=25, length=10960, virus@AY898809.1-Alfuy_virus_strain_MRM3929:1-10960

0 2000 4000 6000 8000 10000


AeAeg_Aag2.TC.M3.18_23.rep



AeAeg_Aag2.TC.M3.24_35.rep




AeAeg_Aag2.TC.M3.rep




0 2000 4000 6000 8000 10000


AeAeg_Aag2.TC.M3.18_23.rep




AeAeg_Aag2.TC.M3.24_35.rep




AeAeg_Aag2.TC.M3.rep




AeAeg_Aag2.TC.M3.18_23.rep



AeAeg_Aag2.TC.M3.24_35.rep




AeAeg_Aag2.TC.M3.rep




Window size=25, length=10837, virus@AB701776.1-Culex_flavivirus_RNA_strain_Toyama2627:1-10837

0 2000 4000 6000 8000 10000

AeAeg_Aag2.TC.M3.18_23.rep



AeAeg_Aag2.TC.M3.24_35.rep



AeAeg_Aag2.TC.M3.rep



AeAeg_Aag2.TC.M3.18_23.rep

0.00
-0.01
-0.02
-0.03
-0.04
-0.05
-0.06
-0.07

positive=0, negative=0, total=0

AeAeg_Aag2.TC.M3.24_35.rep

0.00
-0.01
-0.02
-0.03
-0.04
-0.05
-0.06
-0.07

positive=0, negative=0, total=0


AeAeg_Aag2.TC.M3.rep

0.00
-0.01
-0.02
-0.03
-0.04
-0.05
-0.06
-0.07


positive=0, negative=0, total=0 window size=25, length=11503, virus@NC_035132.1_Culex_rhabdo-like_virus_strain_mosWSB71420:1-11503

0 2000 4000 6000 8000 10000 12000

AeAeg_Aag2.TC.M3.18_23.rep



AeAeg_Aag2.TC.M3.24_35.rep




AeAeg_Aag2.TC.M3.rep




0 2000 4000 6000 8000 10000
positive=0, negative=0, total=0
virus@NC_035128.1_Aedes_camptorhynchus_negev-like_virus_strain_mos191CP47896:1-11470

AeAeg_Aag2.TC.M3.18_23.rep




AeAeg_Aag2.TC.M3.24_35.rep




AeAeg_Aag2.TC.M3.rep




AeAeg_Aag2.TC.M3.18_23.rep



AeAeg_Aag2.TC.M3.24_35.rep




AeAeg_Aag2.TC.M3.rep



AeAeg_Aag2.TC.M3.18_23.rep




AeAeg_Aag2.TC.M3.24_35.rep




AeAeg_Aag2.TC.M3.rep



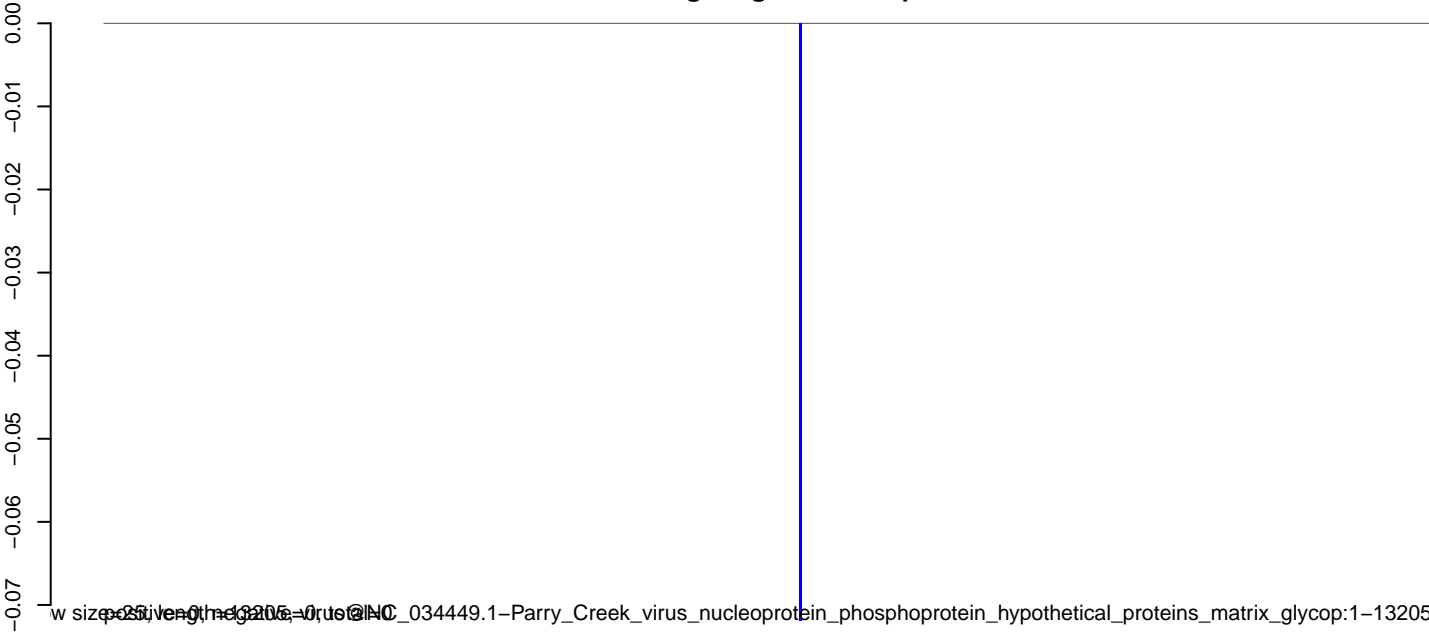
AeAeg_Aag2.TC.M3.18_23.rep




AeAeg_Aag2.TC.M3.24_35.rep




AeAeg_Aag2.TC.M3.rep



AeAeg_Aag2.TC.M3.18_23.rep




AeAeg_Aag2.TC.M3.24_35.rep



AeAeg_Aag2.TC.M3.rep




AeAeg_Aag2.TC.M3.18_23.rep



positive=0, negative=0, total=0

AeAeg_Aag2.TC.M3.24_35.rep




positive=0, negative=0, total=0


AeAeg_Aag2.TC.M3.rep




positive=0, negative=0, total=0 window size=25, length=10173, virus@NC_033699.1-Jugra_virus_strain_P-9-314_polyprotein_gene:1-10173



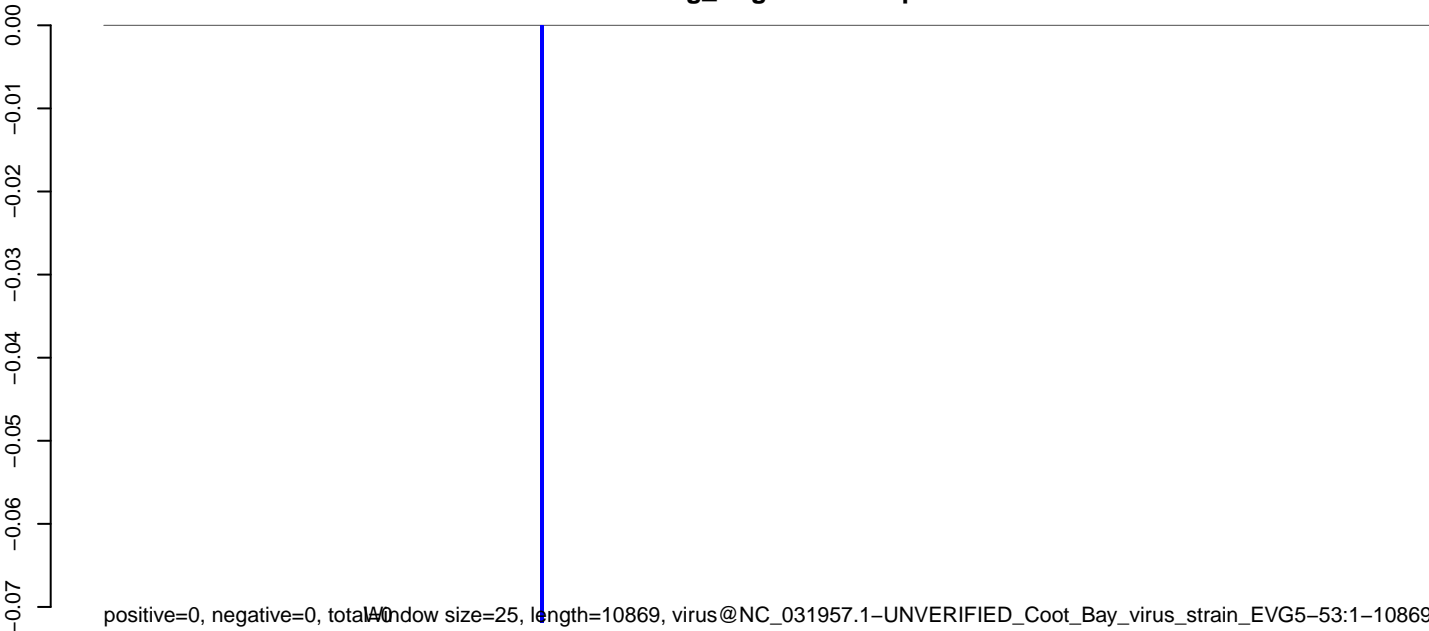
AeAeg_Aag2.TC.M3.18_23.rep




AeAeg_Aag2.TC.M3.24_35.rep




AeAeg_Aag2.TC.M3.rep




AeAeg_Aag2.TC.M3.18_23.rep



AeAeg_Aag2.TC.M3.24_35.rep




AeAeg_Aag2.TC.M3.rep




0 2000 4000 6000 8000 10000


AeAeg_Aag2.TC.M3.18_23.rep



AeAeg_Aag2.TC.M3.24_35.rep




AeAeg_Aag2.TC.M3.rep




0 2000 4000 6000 8000 10000 12000

AeAeg_Aag2.TC.M3.18_23.rep




AeAeg_Aag2.TC.M3.24_35.rep




AeAeg_Aag2.TC.M3.rep




AeAeg_Aag2.TC.M3.18_23.rep



AeAeg_Aag2.TC.M3.24_35.rep




AeAeg_Aag2.TC.M3.rep




0 2000 4000 6000 8000 10000


AeAeg_Aag2.TC.M3.18_23.rep



AeAeg_Aag2.TC.M3.24_35.rep



AeAeg_Aag2.TC.M3.rep




0 5000 10000 15000


AeAeg_Aag2.TC.M3.18_23.rep




AeAeg_Aag2.TC.M3.24_35.rep




AeAeg_Aag2.TC.M3.rep



AeAeg_Aag2.TC.M3.18_23.rep



AeAeg_Aag2.TC.M3.24_35.rep




AeAeg_Aag2.TC.M3.rep




Window size=25, length=10891, virus@NC_024017.1-Nhumirim_virus_strain_BrMS-MQ10:1-10891


AeAeg_Aag2.TC.M3.18_23.rep



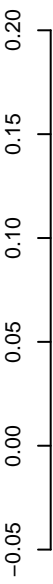
AeAeg_Aag2.TC.M3.24_35.rep



AeAeg_Aag2.TC.M3.rep

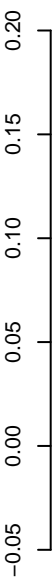


AeAeg_Aag2.TC.M3.18_23.rep



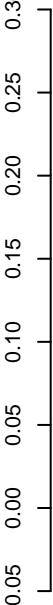
positive=0, negative=0, total=0

AeAeg_Aag2.TC.M3.24_35.rep



positive=0, negative=0, total=0

AeAeg_Aag2.TC.M3.rep

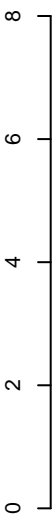


positive=0, negative=0, total=0

Window size=25, length=10943, virus@NC_018705.3-Ntaya_virus:1-10943

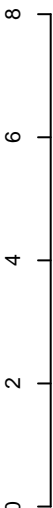


AeAeg_Aag2.TC.M3.18_23.rep



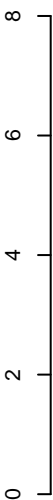
positive=18, negative=2, total=19

AeAeg_Aag2.TC.M3.24_35.rep




positive=1, negative=0, total=1

AeAeg_Aag2.TC.M3.rep




positive=18, negative=2, total=20


Window size=25, length=11634, virus@NC_018615.1-Eilat_virus_isolate_EO329:1-11634



AeAeg_Aag2.TC.M3.18_23.rep



AeAeg_Aag2.TC.M3.24_35.rep




AeAeg_Aag2.TC.M3.rep



0 2000 4000 6000 8000 10000

AeAeg_Aag2.TC.M3.18_23.rep




AeAeg_Aag2.TC.M3.24_35.rep




AeAeg_Aag2.TC.M3.rep




AeAeg_Aag2.TC.M3.18_23.rep



AeAeg_Aag2.TC.M3.24_35.rep




AeAeg_Aag2.TC.M3.rep

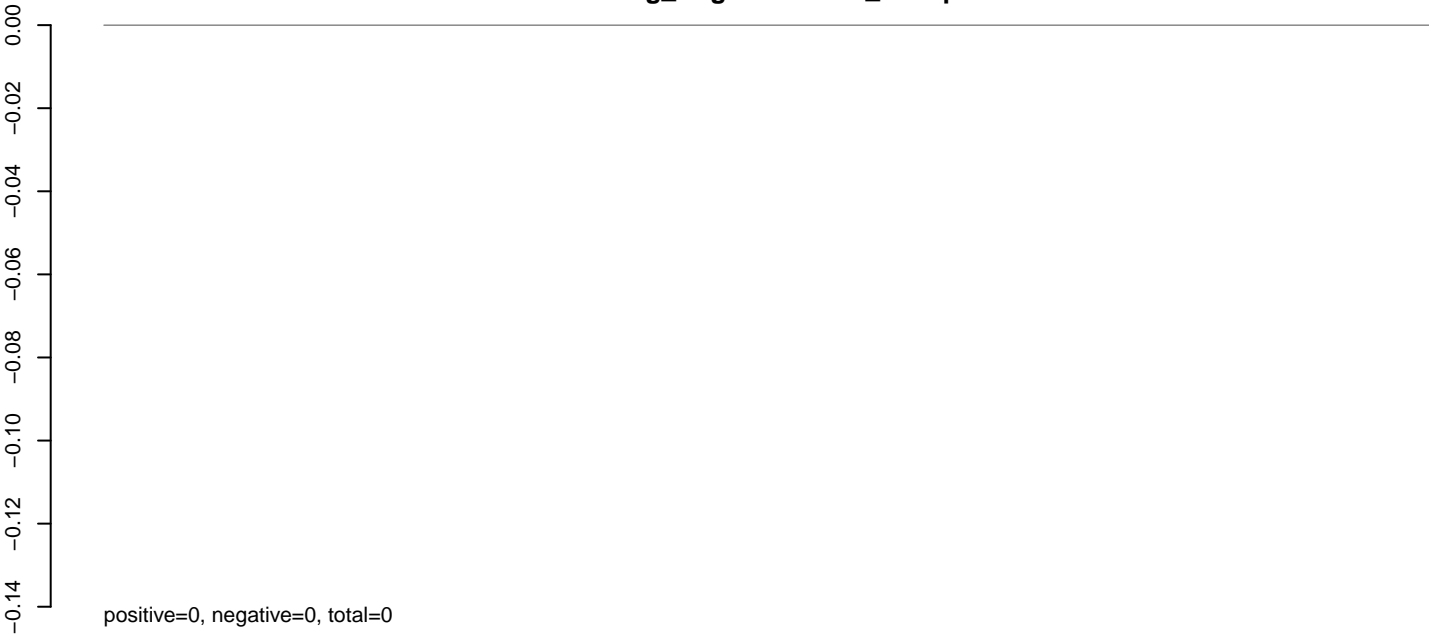


0 2000 4000 6000 8000 10000


AeAeg_Aag2.TC.M3.18_23.rep



AeAeg_Aag2.TC.M3.24_35.rep



AeAeg_Aag2.TC.M3.rep



lengths: 2399, 1635, 1635, 1635 -Drosophila_melanogaster_sigma_virus_AP30_N_P_X_M_G_and_L_genes_genomic_RNA_isolate:1-12390

0 2000 4000 6000 8000 10000 12000

AeAeg_Aag2.TC.M3.18_23.rep

0.00
-0.01
-0.02
-0.03
-0.04
-0.05
-0.06
-0.07

positive=0, negative=0, total=0

AeAeg_Aag2.TC.M3.24_35.rep

0.00
-0.01
-0.02
-0.03
-0.04
-0.05
-0.06
-0.07

positive=0, negative=0, total=0

AeAeg_Aag2.TC.M3.rep

0.00
-0.01
-0.02
-0.03
-0.04
-0.05
-0.06
-0.07

positive=0, negative=0, total=0


Window size=25, length=10510, virus@NC_008718.1-Entebbe_bat_virus:1-10510

0 2000 4000 6000 8000 10000

AeAeg_Aag2.TC.M3.18_23.rep



AeAeg_Aag2.TC.M3.24_35.rep




AeAeg_Aag2.TC.M3.rep



AeAeg_Aag2.TC.M3.18_23.rep



AeAeg_Aag2.TC.M3.24_35.rep




AeAeg_Aag2.TC.M3.rep



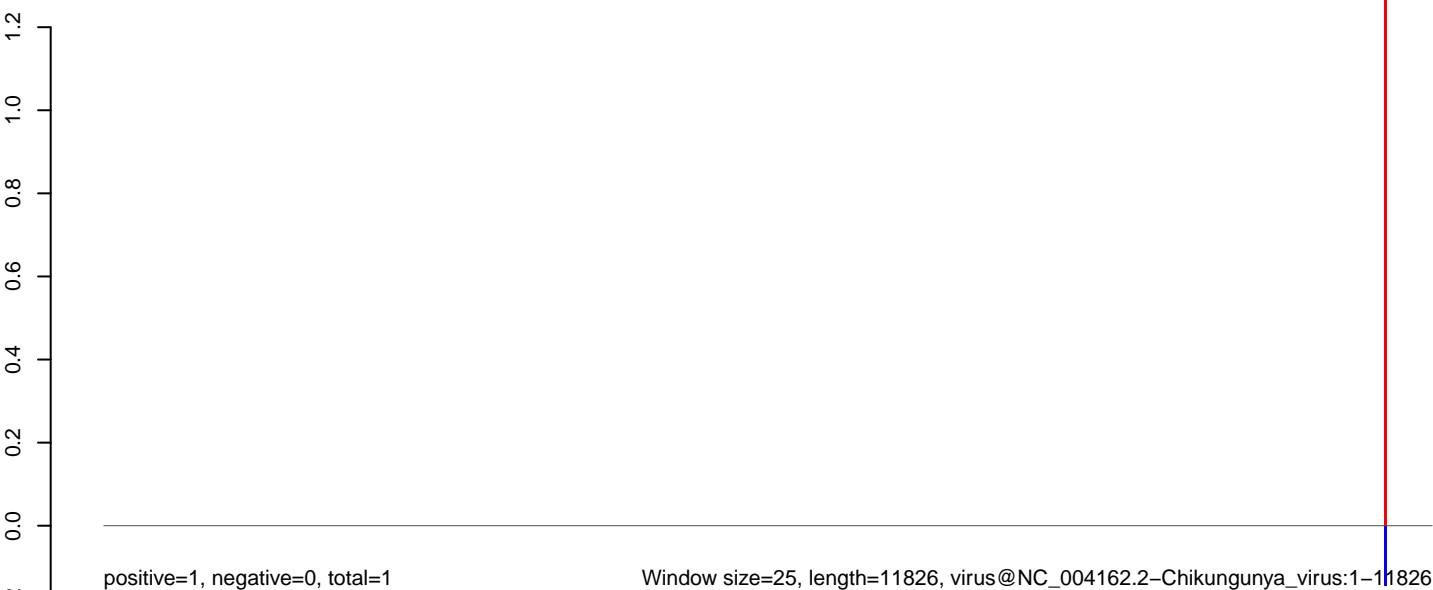
AeAeg_Aag2.TC.M3.18_23.rep




AeAeg_Aag2.TC.M3.24_35.rep



AeAeg_Aag2.TC.M3.rep




AeAeg_Aag2.TC.M3.18_23.rep




positive=0, negative=0, total=0

AeAeg_Aag2.TC.M3.24_35.rep



positive=0, negative=0, total=0

AeAeg_Aag2.TC.M3.rep




positive=0, negative=0, total=0


Window size=25, length=10690, virus@NC_004119.1-Montana_myotis_leukoencephalitis_virus:1-10690




AeAeg_Aag2.TC.M3.18_23.rep



AeAeg_Aag2.TC.M3.24_35.rep




AeAeg_Aag2.TC.M3.rep



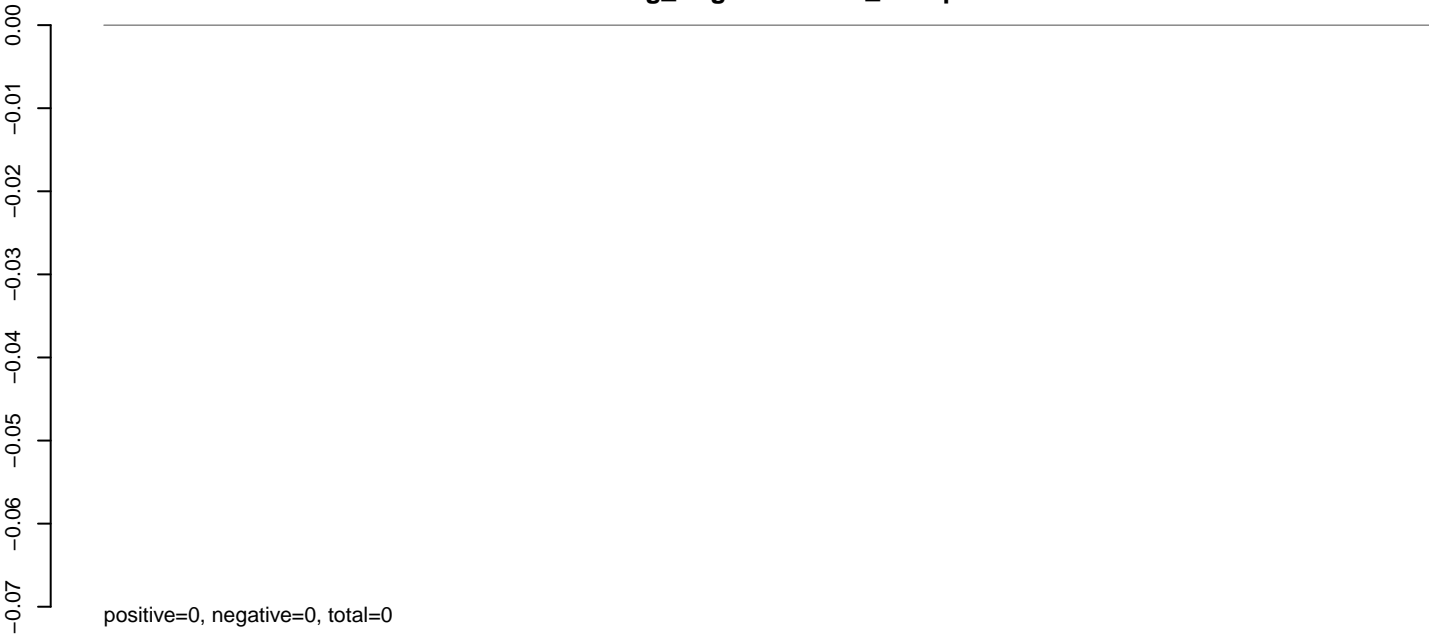
Window size=25, length=11484, virus@NC_003908.1-Western equine encephalomyelitis_virus:1-11484

0 2000 4000 6000 8000 10000


AeAeg_Aag2.TC.M3.18_23.rep



AeAeg_Aag2.TC.M3.24_35.rep




AeAeg_Aag2.TC.M3.rep




Window size=25, length=10943, virus@NC_003690.1-Langat_virus:1-10943

0 2000 4000 6000 8000 10000

AeAeg_Aag2.TC.M3.18_23.rep



AeAeg_Aag2.TC.M3.24_35.rep



AeAeg_Aag2.TC.M3.rep




0 2000 4000 6000 8000 10000

AeAeg_Aag2.TC.M3.18_23.rep



AeAeg_Aag2.TC.M3.24_35.rep




AeAeg_Aag2.TC.M3.rep




0 2000 4000 6000 8000 10000


AeAeg_Aag2.TC.M3.18_23.rep



AeAeg_Aag2.TC.M3.24_35.rep



AeAeg_Aag2.TC.M3.rep



Window size=25, length=11019, virus@NC_002803.1-Spring_viraemia_of_carp_virus:1-11019

0 2000 4000 6000 8000 10000

AeAeg_Aag2.TC.M3.18_23.rep

0.00
-0.05
-0.10
-0.15
-0.20

positive=0, negative=0, total=0

AeAeg_Aag2.TC.M3.24_35.rep

0.00
-0.05
-0.10
-0.15
-0.20

positive=0, negative=0, total=0

AeAeg_Aag2.TC.M3.rep


0.00
-0.05
-0.10
-0.15
-0.20

positive=0, negative=0, total=0


Window size=25, length=10862, virus@NC_002031.1-Yellow_fever_virus:1-10862

0 2000 4000 6000 8000 10000


AeAeg_Aag2.TC.M3.18_23.rep



AeAeg_Aag2.TC.M3.24_35.rep




AeAeg_Aag2.TC.M3.rep




0 2000 4000 6000 8000 10000

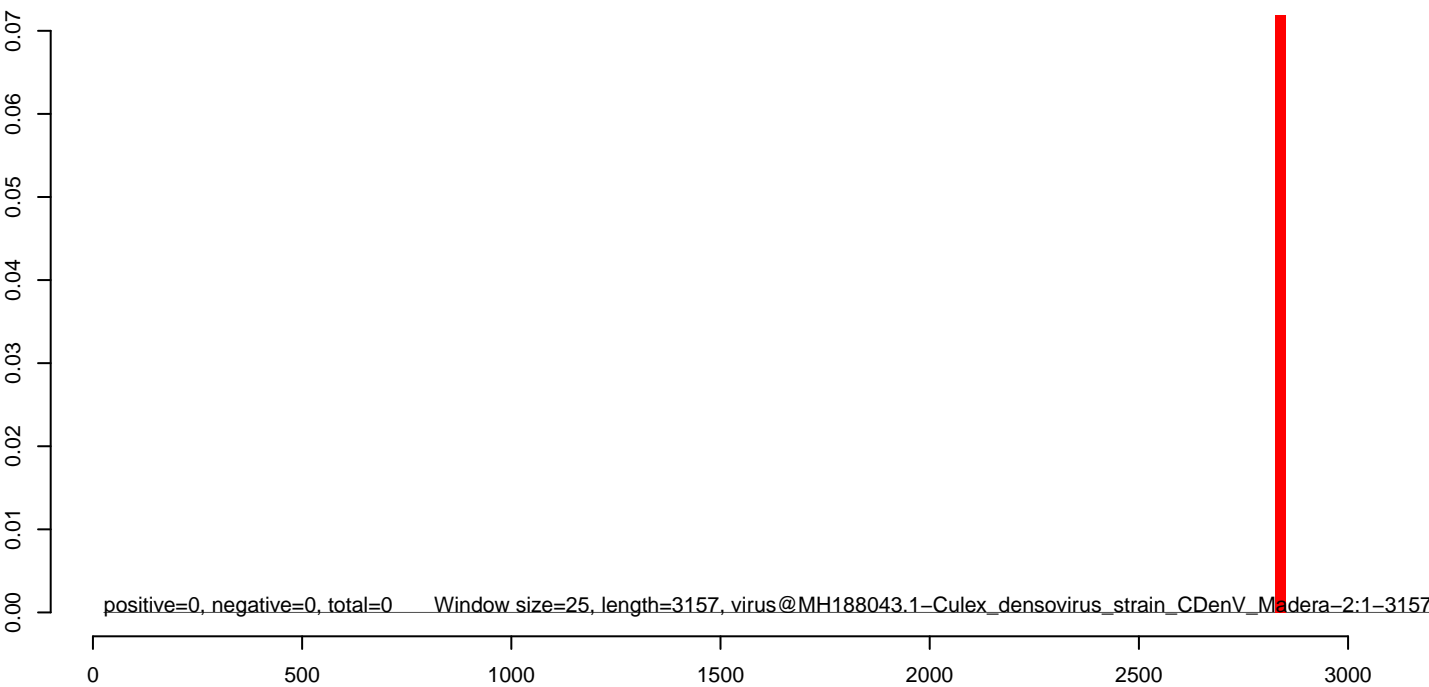
AeAeg_Aag2.TC.M3.18_23.rep




AeAeg_Aag2.TC.M3.24_35.rep




AeAeg_Aag2.TC.M3.rep



AeAeg_Aag2.TC.M3.18_23.rep



AeAeg_Aag2.TC.M3.24_35.rep



AeAeg_Aag2.TC.M3.rep



AeAeg_Aag2.TC.M3.18_23.rep

0.00
-0.01
-0.02
-0.03
-0.04
-0.05
-0.06
-0.07

positive=0, negative=0, total=0

AeAeg_Aag2.TC.M3.24_35.rep

0.00
-0.01
-0.02
-0.03
-0.04
-0.05
-0.06
-0.07

positive=0, negative=0, total=0

AeAeg_Aag2.TC.M3.rep

0.00
-0.01
-0.02
-0.03
-0.04
-0.05
-0.06
-0.07


positive=0, negative=0, total=0, window size=25, length=7347, virus@MF176289.1_Wilkie_qin-like_virus_strain_mos182CP103635_segment_1_2:1-7347

0 2000 4000 6000


AeAeg_Aag2.TC.M3.18_23.rep



AeAeg_Aag2.TC.M3.24_35.rep



AeAeg_Aag2.TC.M3.rep




positive=0, negative=0, total=0, window size=25, length=10814, virus@MF176267.1_Culex phasma-like_virus_strain_mos172X35099_segment_S_M_L:1-10814

0 2000 4000 6000 8000 10000

AeAeg_Aag2.TC.M3.18_23.rep




AeAeg_Aag2.TC.M3.24_35.rep



AeAeg_Aag2.TC.M3.rep



Window size=25, length=10427, virus@MF176248.1_Wuhan_Mosquito_Virus_6_strain_mos172gb65361_segment_1_2_3_4_5:1-10427



AeAeg_Aag2.TC.M3.18_23.rep

0.00
-0.01
-0.02
-0.03
-0.04
-0.05
-0.06
-0.07

positive=0, negative=0, total=0

AeAeg_Aag2.TC.M3.24_35.rep

0.00
-0.01
-0.02
-0.03
-0.04
-0.05
-0.06
-0.07

positive=0, negative=0, total=0


AeAeg_Aag2.TC.M3.rep

0.00
-0.01
-0.02
-0.03
-0.04
-0.05
-0.06
-0.07


positive=0, negative=0, total=0, window size=25, length=11835, virus@M20303.1-O-Nyong-nyong_virus_Gulu_strain_complete_genome:1-11835

0 2000 4000 6000 8000 10000 12000


AeAeg_Aag2.TC.M3.18_23.rep



AeAeg_Aag2.TC.M3.24_35.rep



AeAeg_Aag2.TC.M3.rep




0 1000 2000 3000 4000 5000

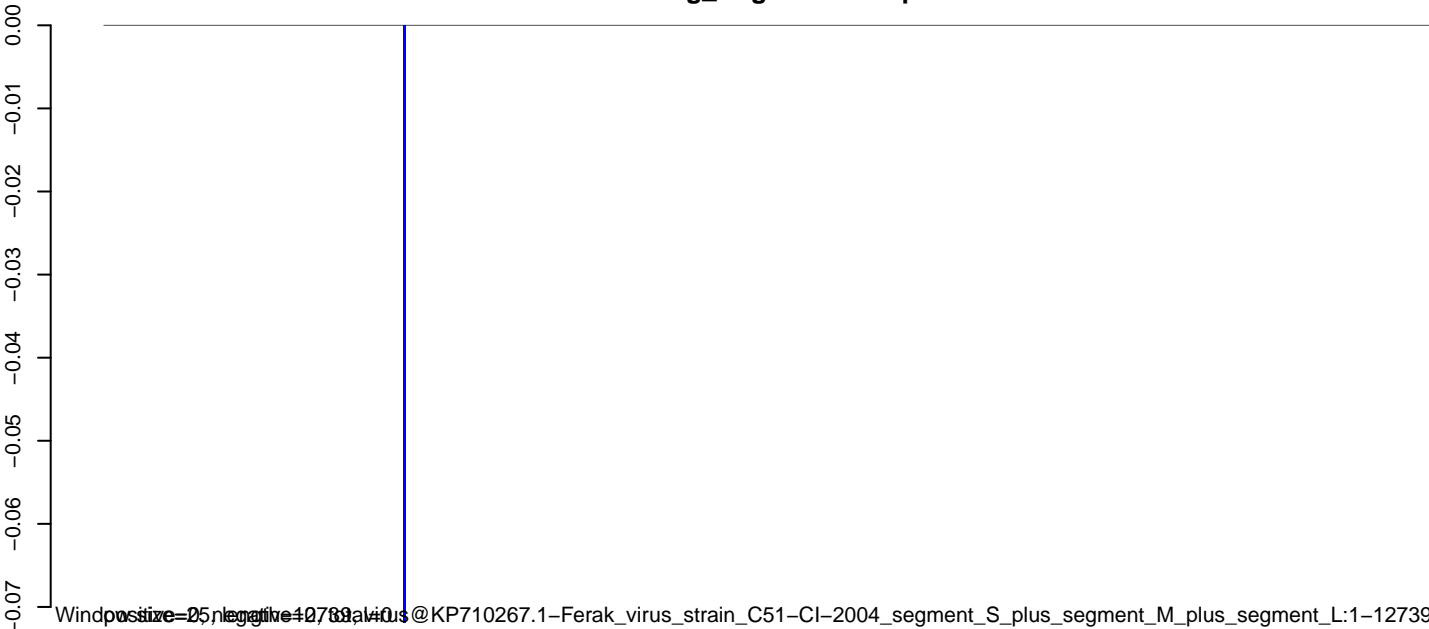
AeAeg_Aag2.TC.M3.18_23.rep




AeAeg_Aag2.TC.M3.24_35.rep




AeAeg_Aag2.TC.M3.rep



AeAeg_Aag2.TC.M3.18_23.rep



AeAeg_Aag2.TC.M3.24_35.rep




AeAeg_Aag2.TC.M3.rep




0 200 400 600 800 1000


AeAeg_Aag2.TC.M3.18_23.rep




AeAeg_Aag2.TC.M3.24_35.rep



AeAeg_Aag2.TC.M3.rep




AeAeg_Aag2.TC.M3.18_23.rep



positive=0, negative=1, total=1

AeAeg_Aag2.TC.M3.24_35.rep



positive=0, negative=0, total=0

AeAeg_Aag2.TC.M3.rep



positive=0, negative=1, total=1

Window size=25, length=11465, virus@AF075257.1-Mosso_das_Pedras_virus:1-11465

0 2000 4000 6000 8000 10000

AeAeg_Aag2.TC.M3.18_23.rep



AeAeg_Aag2.TC.M3.24_35.rep



AeAeg_Aag2.TC.M3.rep



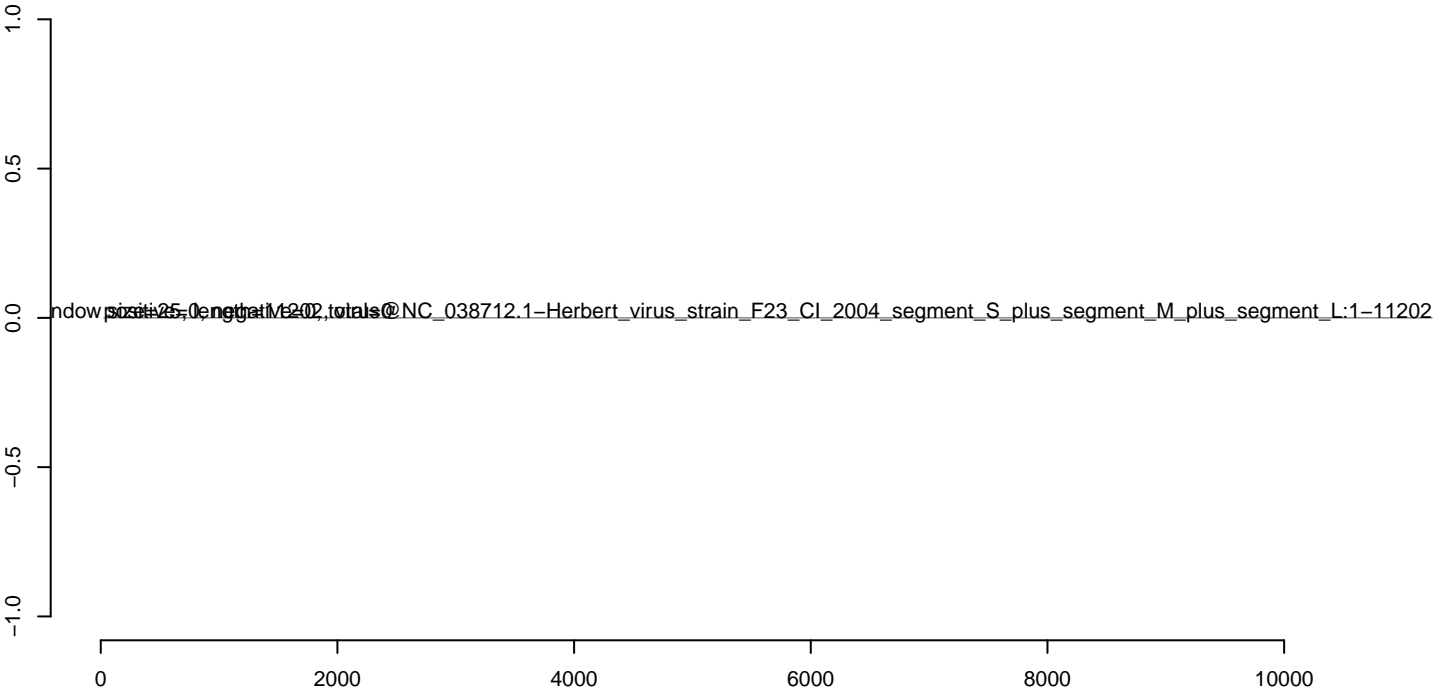
AeAeg_Aag2.TC.M3.18_23.rep



AeAeg_Aag2.TC.M3.24_35.rep



AeAeg_Aag2.TC.M3.rep




AeAeg_Aag2.TC.M3.18_23.rep



AeAeg_Aag2.TC.M3.24_35.rep



AeAeg_Aag2.TC.M3.rep




0 2000 4000 6000 8000 10000 12000 14000


AeAeg_Aag2.TC.M3.18_23.rep



AeAeg_Aag2.TC.M3.24_35.rep



AeAeg_Aag2.TC.M3.rep




AeAeg_Aag2.TC.M3.18_23.rep



AeAeg_Aag2.TC.M3.24_35.rep



AeAeg_Aag2.TC.M3.rep



0 2000 4000 6000 8000


AeAeg_Aag2.TC.M3.18_23.rep



AeAeg_Aag2.TC.M3.24_35.rep



AeAeg_Aag2.TC.M3.rep



0 500 1000 1500 2000 2500 3000


AeAeg_Aag2.TC.M3.18_23.rep



AeAeg_Aag2.TC.M3.24_35.rep



AeAeg_Aag2.TC.M3.rep



0 2000 4000 6000 8000 10000


AeAeg_Aag2.TC.M3.18_23.rep



AeAeg_Aag2.TC.M3.24_35.rep




AeAeg_Aag2.TC.M3.rep




0 2000 4000 6000 8000

AeAeg_Aag2.TC.M3.18_23.rep



AeAeg_Aag2.TC.M3.24_35.rep



AeAeg_Aag2.TC.M3.rep




AeAeg_Aag2.TC.M3.18_23.rep



AeAeg_Aag2.TC.M3.24_35.rep



AeAeg_Aag2.TC.M3.rep



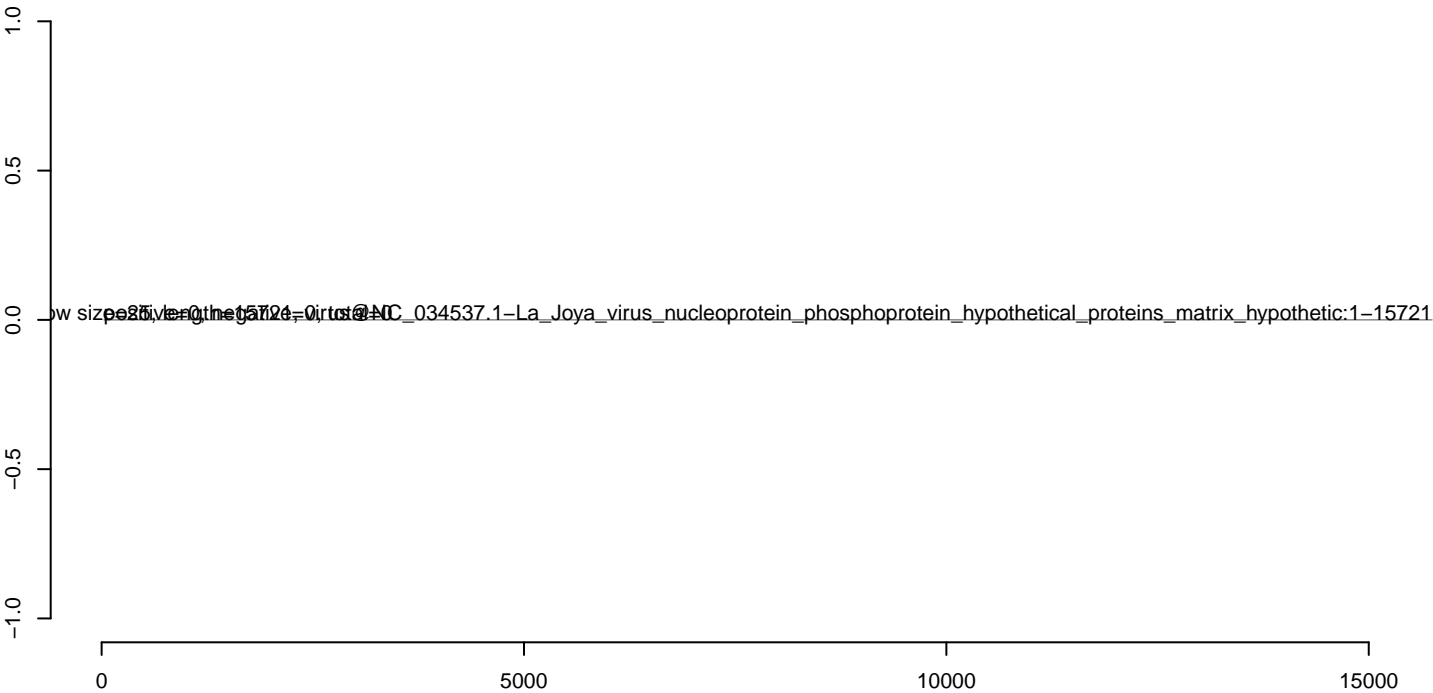
AeAeg_Aag2.TC.M3.18_23.rep



AeAeg_Aag2.TC.M3.24_35.rep



AeAeg_Aag2.TC.M3.rep




AeAeg_Aag2.TC.M3.18_23.rep



AeAeg_Aag2.TC.M3.24_35.rep



AeAeg_Aag2.TC.M3.rep



0 2000 4000 6000 8000 10000 12000 14000


AeAeg_Aag2.TC.M3.18_23.rep



AeAeg_Aag2.TC.M3.24_35.rep



AeAeg_Aag2.TC.M3.rep



0 2000 4000 6000 8000 10000 12000

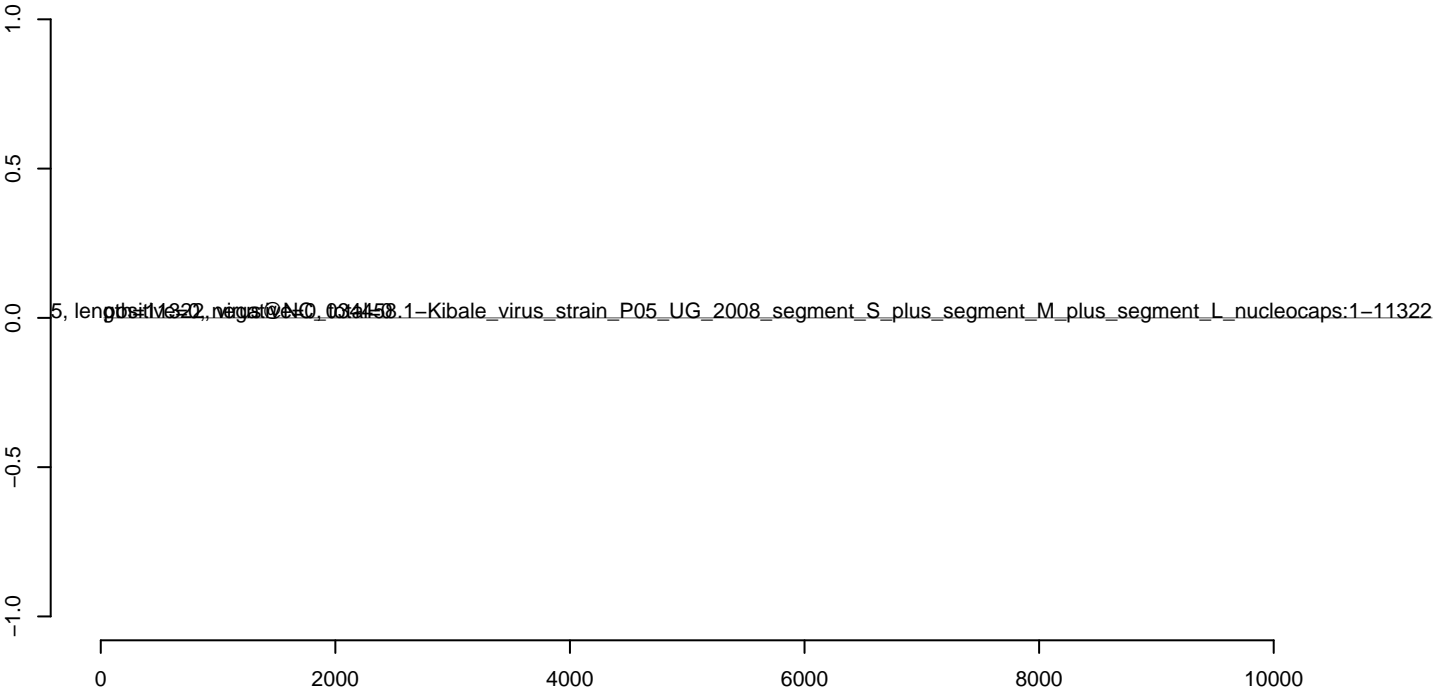
AeAeg_Aag2.TC.M3.18_23.rep




AeAeg_Aag2.TC.M3.24_35.rep



AeAeg_Aag2.TC.M3.rep




AeAeg_Aag2.TC.M3.18_23.rep



AeAeg_Aag2.TC.M3.24_35.rep



AeAeg_Aag2.TC.M3.rep




AeAeg_Aag2.TC.M3.18_23.rep



AeAeg_Aag2.TC.M3.24_35.rep



AeAeg_Aag2.TC.M3.rep




AeAeg_Aag2.TC.M3.18_23.rep



AeAeg_Aag2.TC.M3.24_35.rep



AeAeg_Aag2.TC.M3.rep



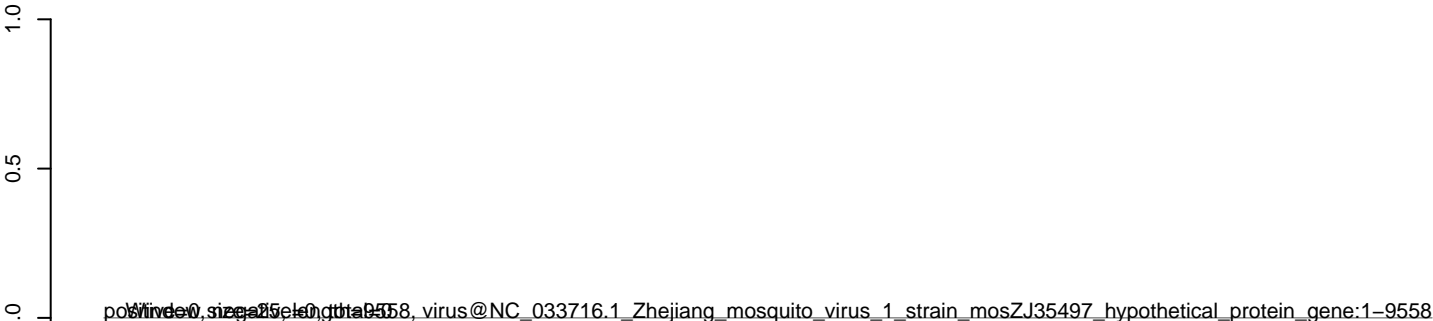
AeAeg_Aag2.TC.M3.18_23.rep



AeAeg_Aag2.TC.M3.24_35.rep



AeAeg_Aag2.TC.M3.rep



0 2000 4000 6000 8000

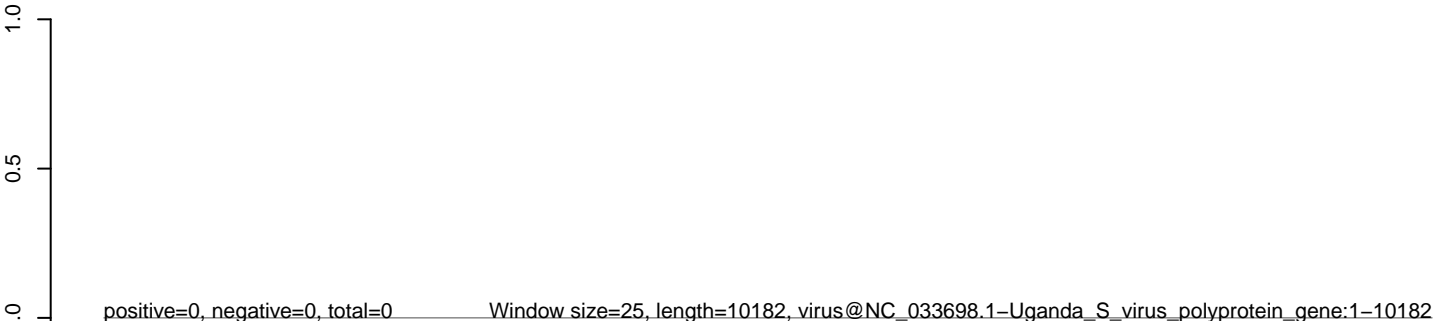
AeAeg_Aag2.TC.M3.18_23.rep




AeAeg_Aag2.TC.M3.24_35.rep




AeAeg_Aag2.TC.M3.rep




AeAeg_Aag2.TC.M3.18_23.rep



AeAeg_Aag2.TC.M3.24_35.rep



AeAeg_Aag2.TC.M3.rep




0 2000 4000 6000 8000 10000


AeAeg_Aag2.TC.M3.18_23.rep



AeAeg_Aag2.TC.M3.24_35.rep



AeAeg_Aag2.TC.M3.rep




AeAeg_Aag2.TC.M3.18_23.rep



AeAeg_Aag2.TC.M3.24_35.rep



AeAeg_Aag2.TC.M3.rep



0 1000 2000 3000 4000 5000 6000 7000

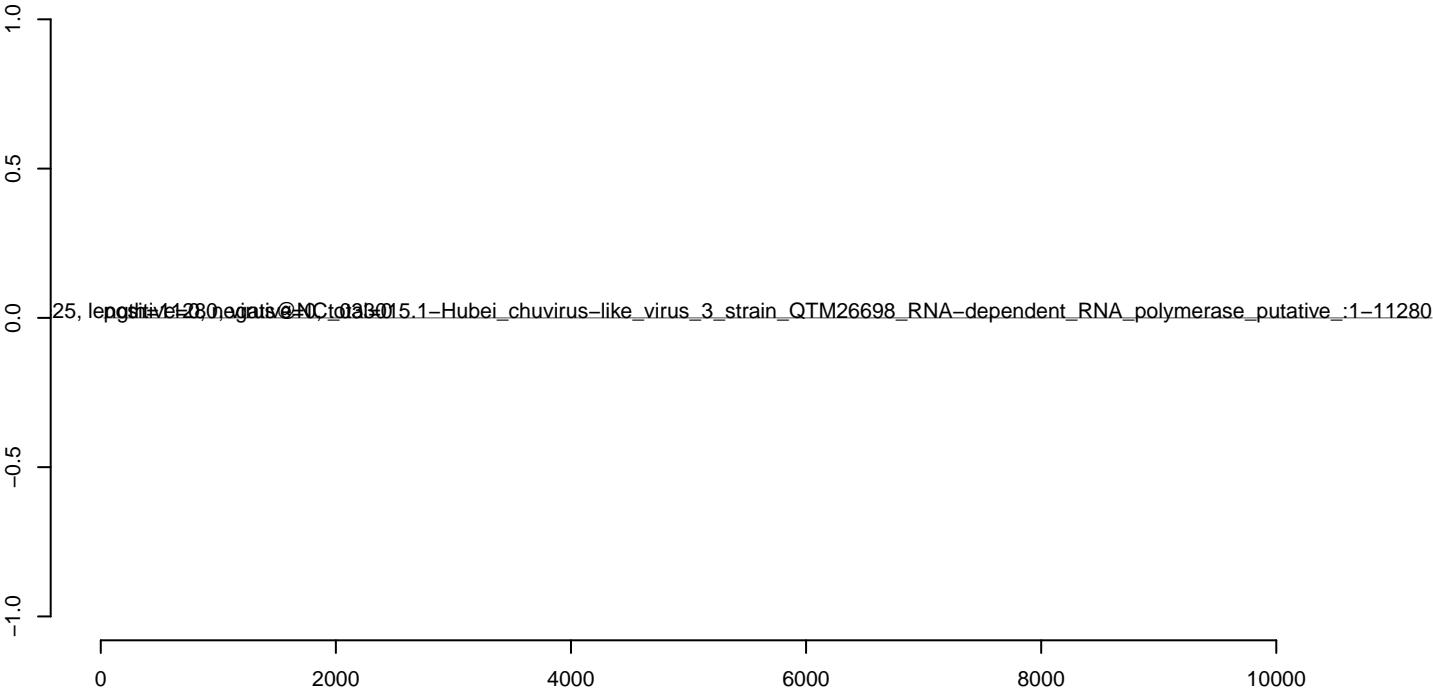
AeAeg_Aag2.TC.M3.18_23.rep



AeAeg_Aag2.TC.M3.24_35.rep



AeAeg_Aag2.TC.M3.rep




AeAeg_Aag2.TC.M3.18_23.rep



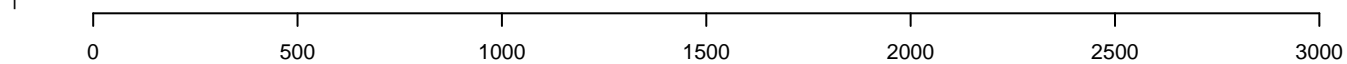
AeAeg_Aag2.TC.M3.24_35.rep



AeAeg_Aag2.TC.M3.rep



size=25, single=3, positive=0, negative=0, total=0
NC_02491.1_Zhejiang_mosquito_virus_3_strain_mosZJ35354_hypothetical_protein_and_RNA-dependent:1-3226



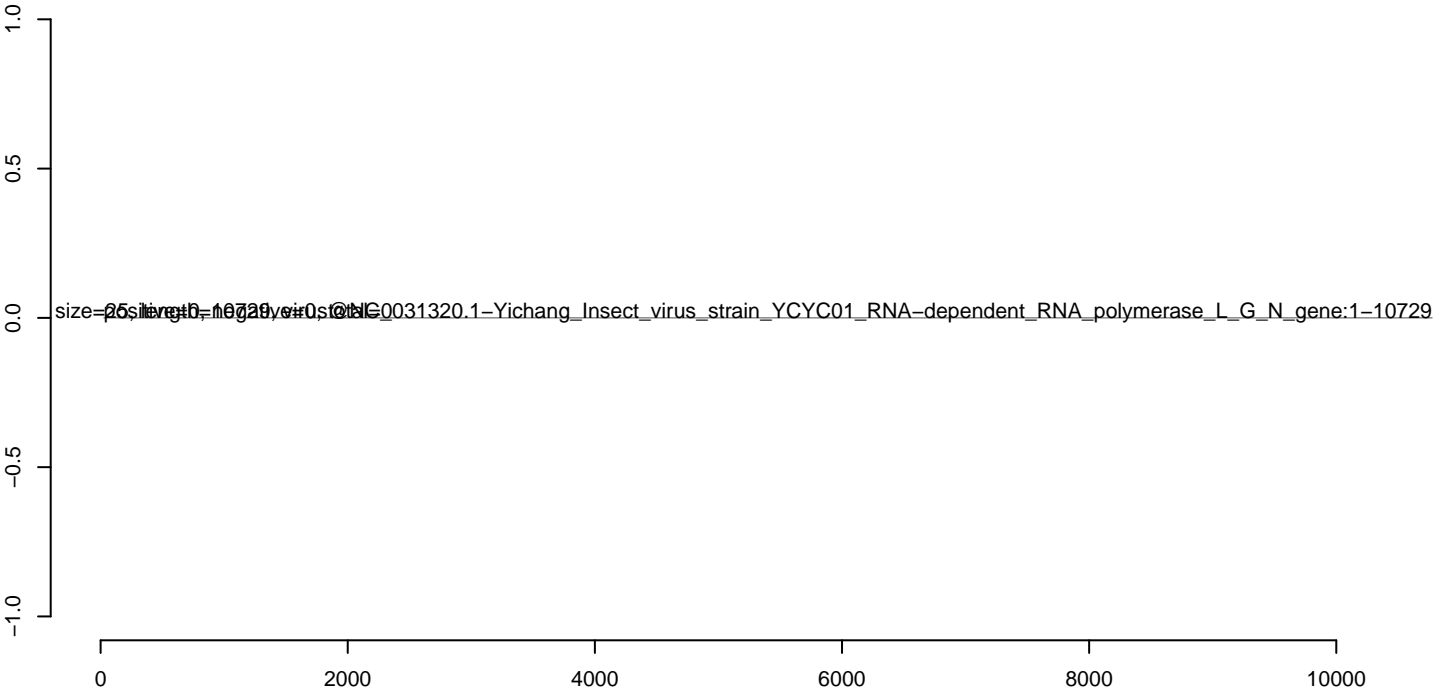
AeAeg_Aag2.TC.M3.18_23.rep



AeAeg_Aag2.TC.M3.24_35.rep



AeAeg_Aag2.TC.M3.rep



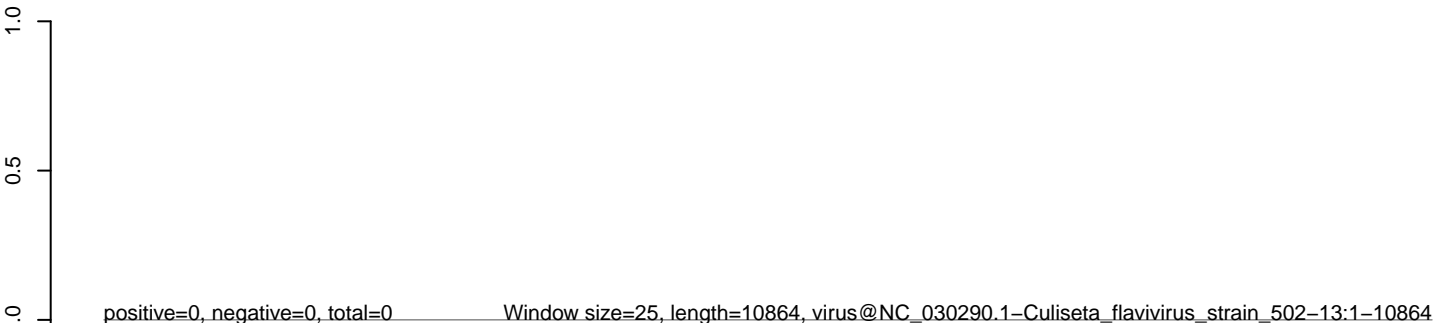
AeAeg_Aag2.TC.M3.18_23.rep



AeAeg_Aag2.TC.M3.24_35.rep



AeAeg_Aag2.TC.M3.rep



0 2000 4000 6000 8000 10000


AeAeg_Aag2.TC.M3.18_23.rep



AeAeg_Aag2.TC.M3.24_35.rep



AeAeg_Aag2.TC.M3.rep



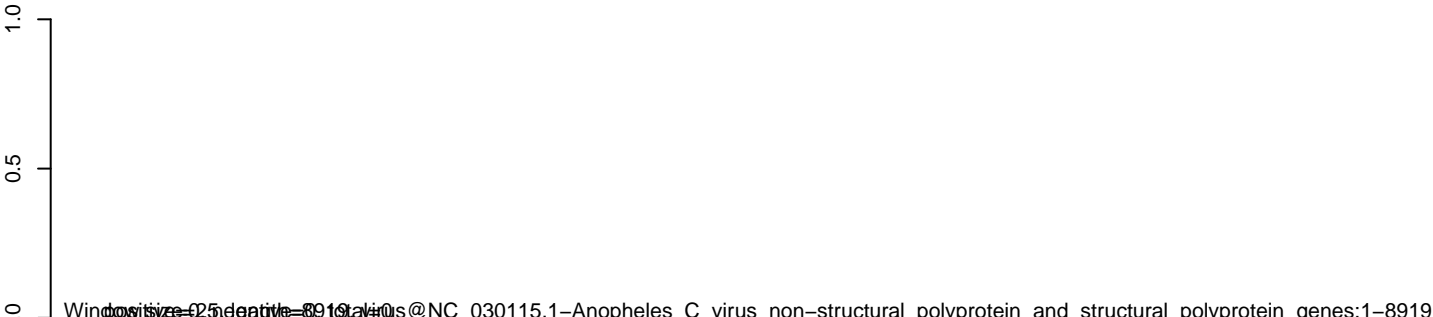
AeAeg_Aag2.TC.M3.18_23.rep



AeAeg_Aag2.TC.M3.24_35.rep



AeAeg_Aag2.TC.M3.rep




AeAeg_Aag2.TC.M3.18_23.rep



AeAeg_Aag2.TC.M3.24_35.rep



AeAeg_Aag2.TC.M3.rep



0 2000 4000 6000 8000 10000

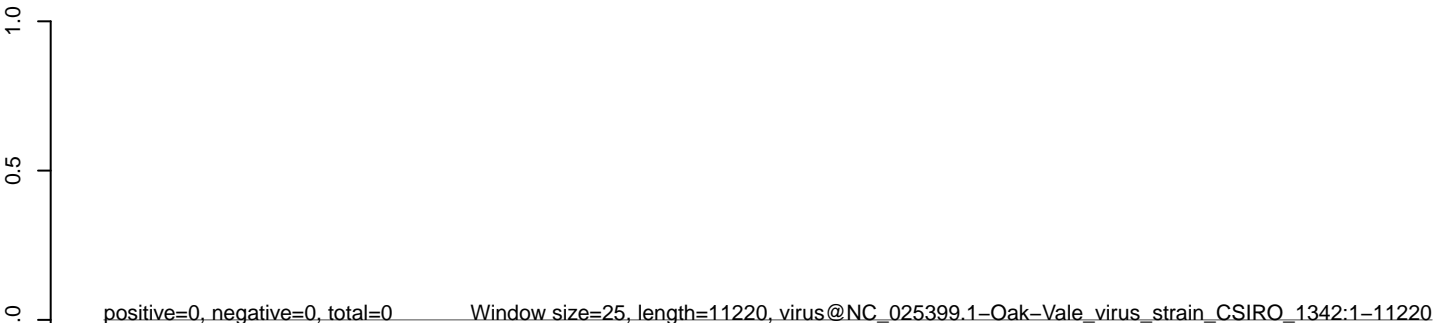
AeAeg_Aag2.TC.M3.18_23.rep



AeAeg_Aag2.TC.M3.24_35.rep



AeAeg_Aag2.TC.M3.rep




0 2000 4000 6000 8000 10000

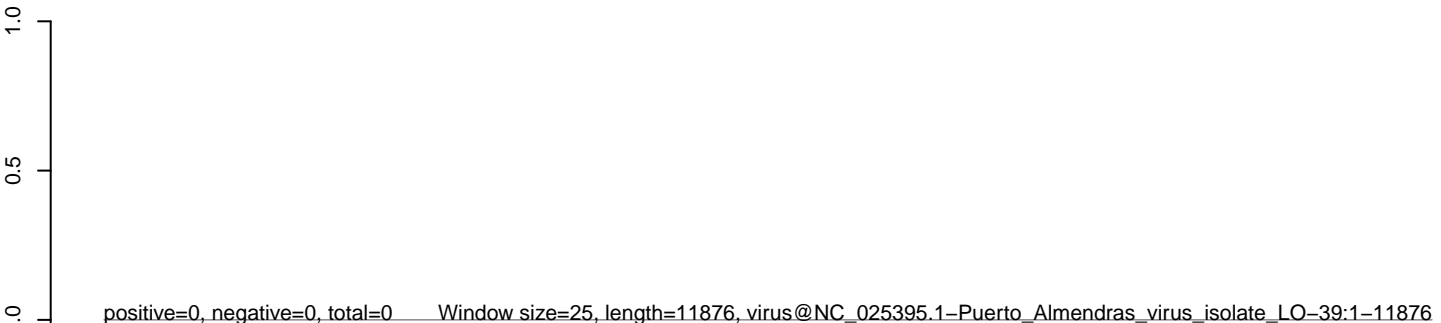
AeAeg_Aag2.TC.M3.18_23.rep



AeAeg_Aag2.TC.M3.24_35.rep



AeAeg_Aag2.TC.M3.rep




AeAeg_Aag2.TC.M3.18_23.rep



AeAeg_Aag2.TC.M3.24_35.rep



AeAeg_Aag2.TC.M3.rep



0 2000 4000 6000 8000 10000

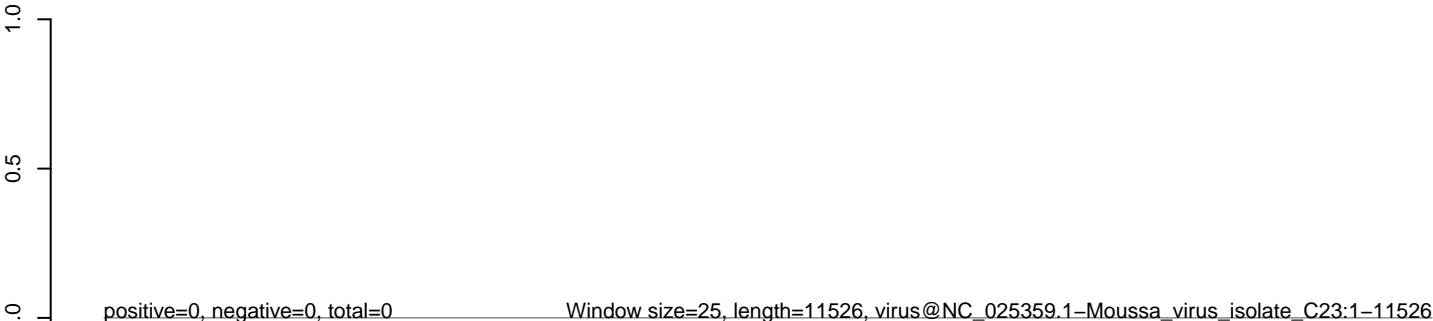
AeAeg_Aag2.TC.M3.18_23.rep



AeAeg_Aag2.TC.M3.24_35.rep



AeAeg_Aag2.TC.M3.rep



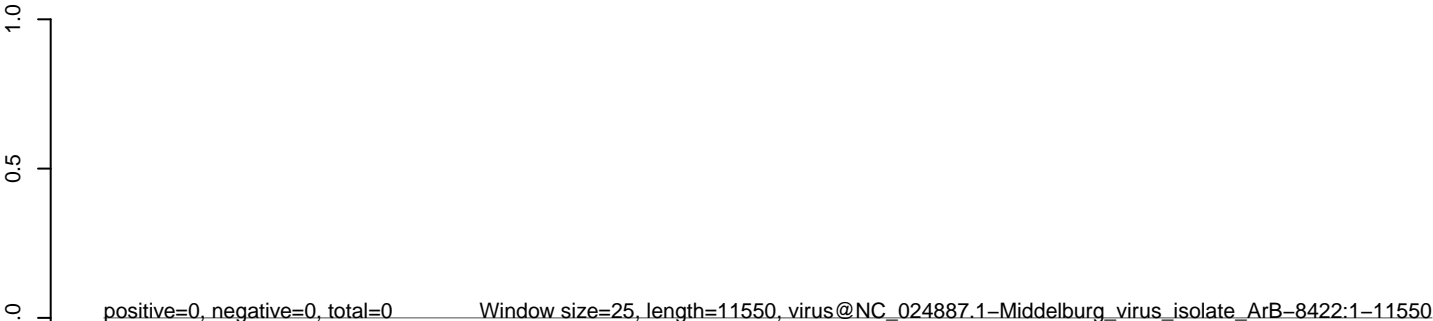
AeAeg_Aag2.TC.M3.18_23.rep



AeAeg_Aag2.TC.M3.24_35.rep



AeAeg_Aag2.TC.M3.rep



0 2000 4000 6000 8000 10000 12000


AeAeg_Aag2.TC.M3.18_23.rep



AeAeg_Aag2.TC.M3.24_35.rep



AeAeg_Aag2.TC.M3.rep



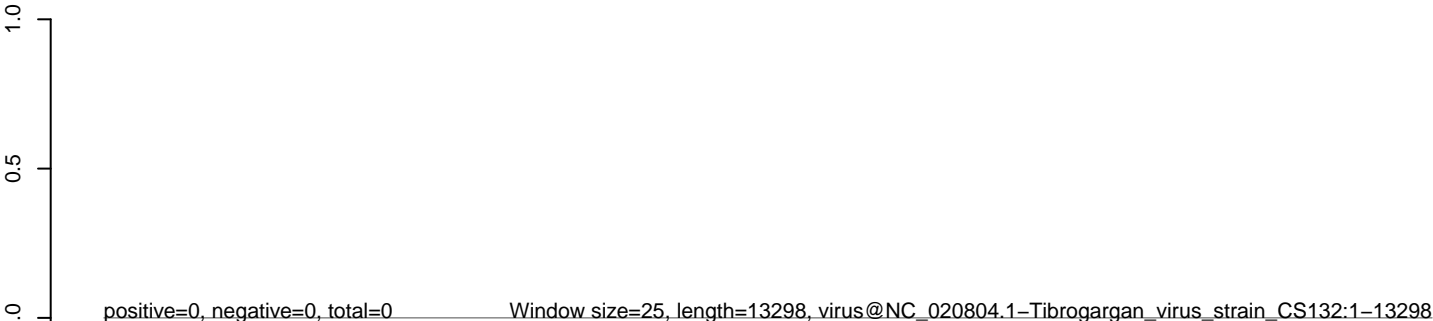
AeAeg_Aag2.TC.M3.18_23.rep



AeAeg_Aag2.TC.M3.24_35.rep



AeAeg_Aag2.TC.M3.rep



0 2000 4000 6000 8000 10000 12000

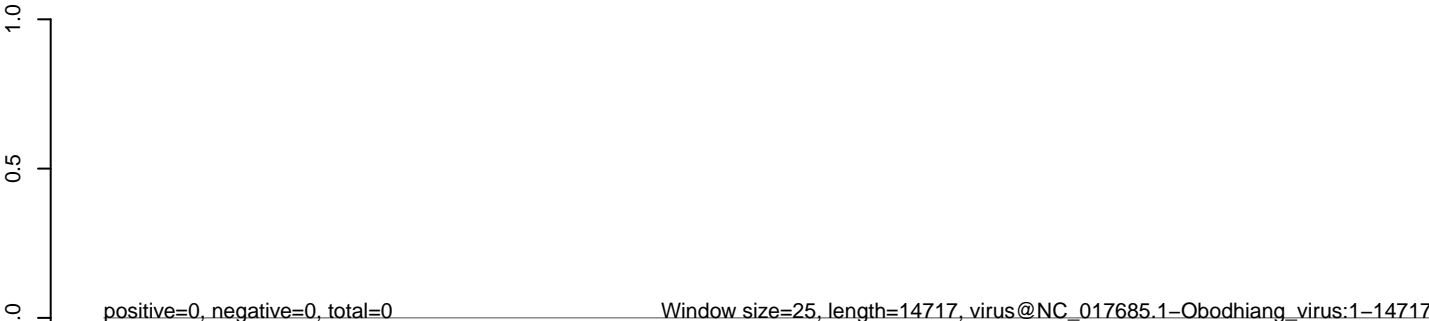
AeAeg_Aag2.TC.M3.18_23.rep



AeAeg_Aag2.TC.M3.24_35.rep



AeAeg_Aag2.TC.M3.rep




AeAeg_Aag2.TC.M3.18_23.rep



AeAeg_Aag2.TC.M3.24_35.rep



AeAeg_Aag2.TC.M3.rep




AeAeg_Aag2.TC.M3.18_23.rep



AeAeg_Aag2.TC.M3.24_35.rep



AeAeg_Aag2.TC.M3.rep



0 2000 4000 6000 8000 10000

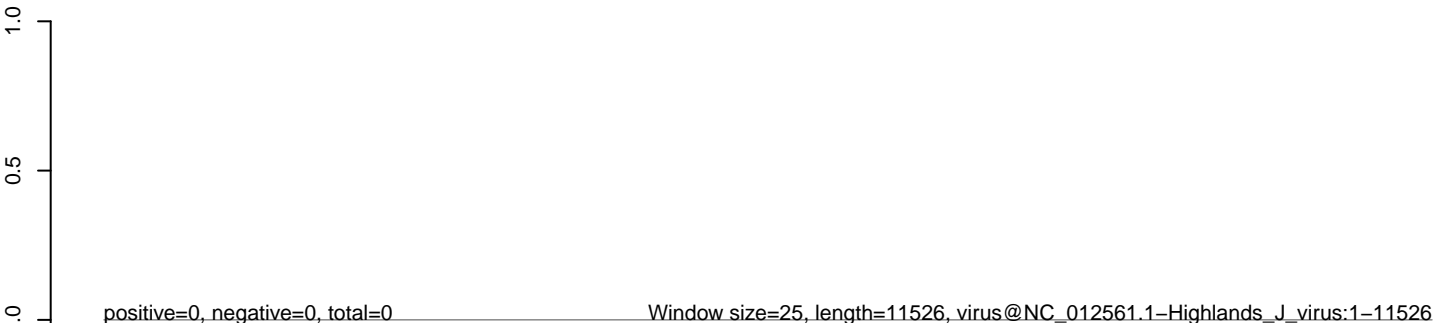
AeAeg_Aag2.TC.M3.18_23.rep



AeAeg_Aag2.TC.M3.24_35.rep



AeAeg_Aag2.TC.M3.rep



0 2000 4000 6000 8000 10000 12000


AeAeg_Aag2.TC.M3.18_23.rep



AeAeg_Aag2.TC.M3.24_35.rep



AeAeg_Aag2.TC.M3.rep




AeAeg_Aag2.TC.M3.18_23.rep



AeAeg_Aag2.TC.M3.24_35.rep



AeAeg_Aag2.TC.M3.rep




AeAeg_Aag2.TC.M3.18_23.rep



AeAeg_Aag2.TC.M3.24_35.rep



AeAeg_Aag2.TC.M3.rep



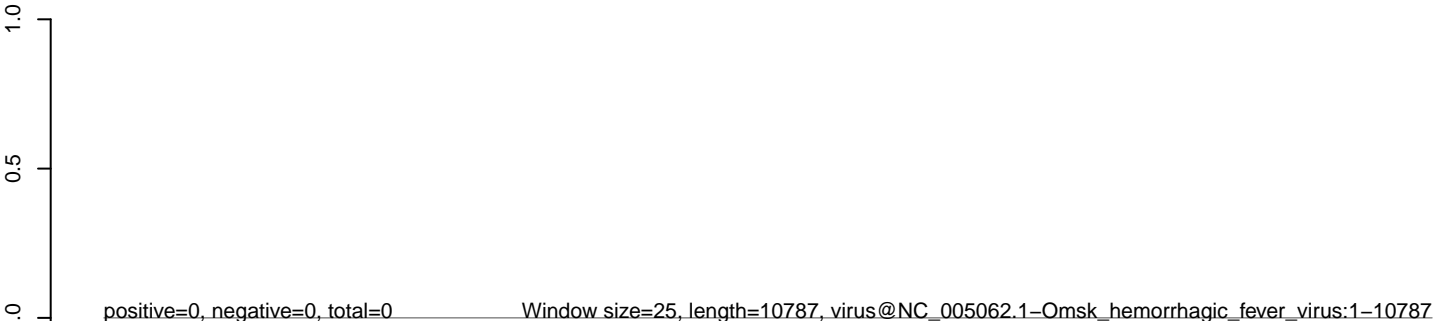
AeAeg_Aag2.TC.M3.18_23.rep



AeAeg_Aag2.TC.M3.24_35.rep



AeAeg_Aag2.TC.M3.rep



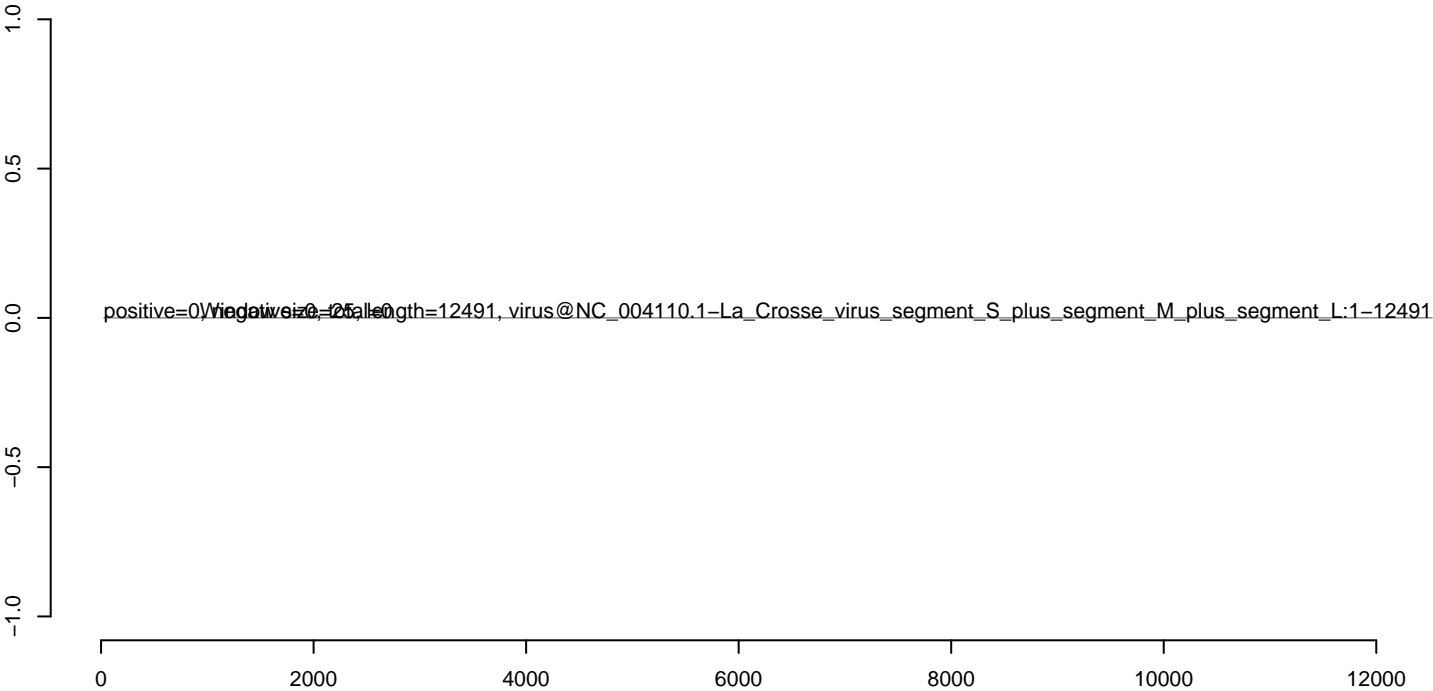
AeAeg_Aag2.TC.M3.18_23.rep



AeAeg_Aag2.TC.M3.24_35.rep




AeAeg_Aag2.TC.M3.rep



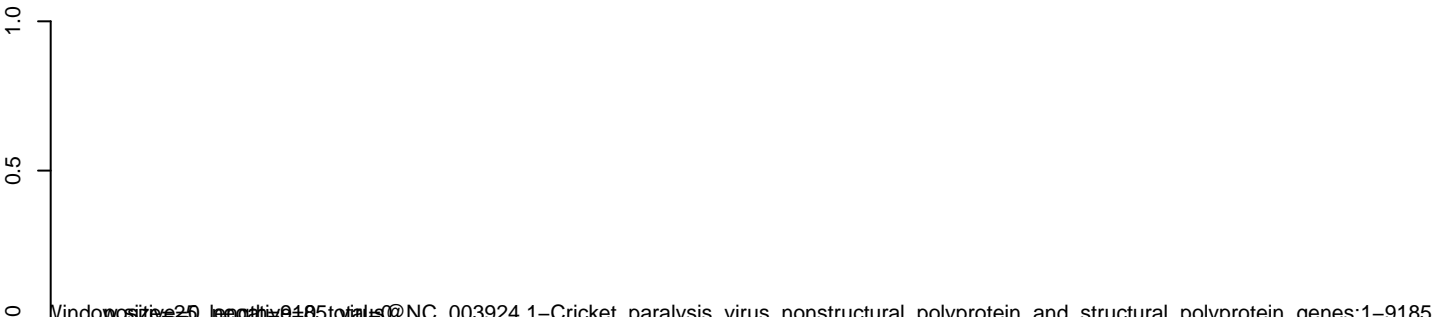
AeAeg_Aag2.TC.M3.18_23.rep



AeAeg_Aag2.TC.M3.24_35.rep



AeAeg_Aag2.TC.M3.rep




AeAeg_Aag2.TC.M3.18_23.rep



AeAeg_Aag2.TC.M3.24_35.rep



AeAeg_Aag2.TC.M3.rep



0 2000 4000 6000 8000 10000 12000

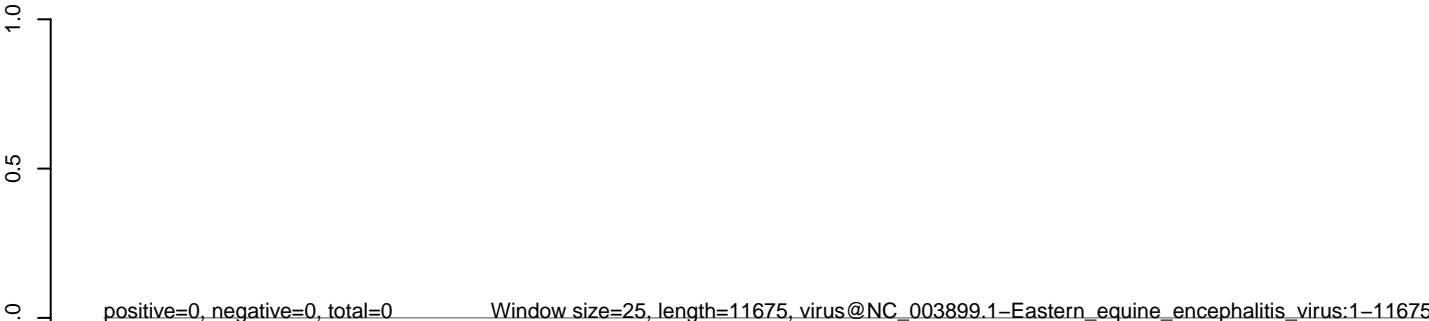
AeAeg_Aag2.TC.M3.18_23.rep



AeAeg_Aag2.TC.M3.24_35.rep



AeAeg_Aag2.TC.M3.rep



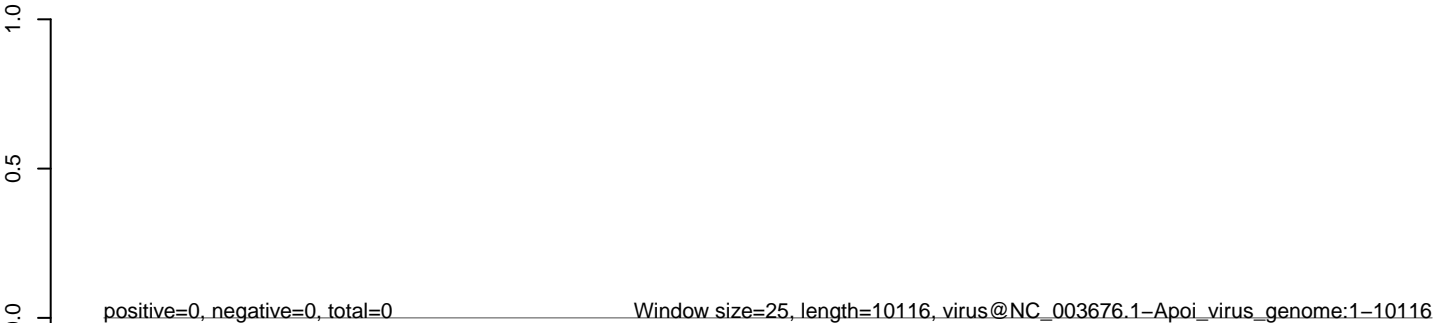
AeAeg_Aag2.TC.M3.18_23.rep



AeAeg_Aag2.TC.M3.24_35.rep




AeAeg_Aag2.TC.M3.rep



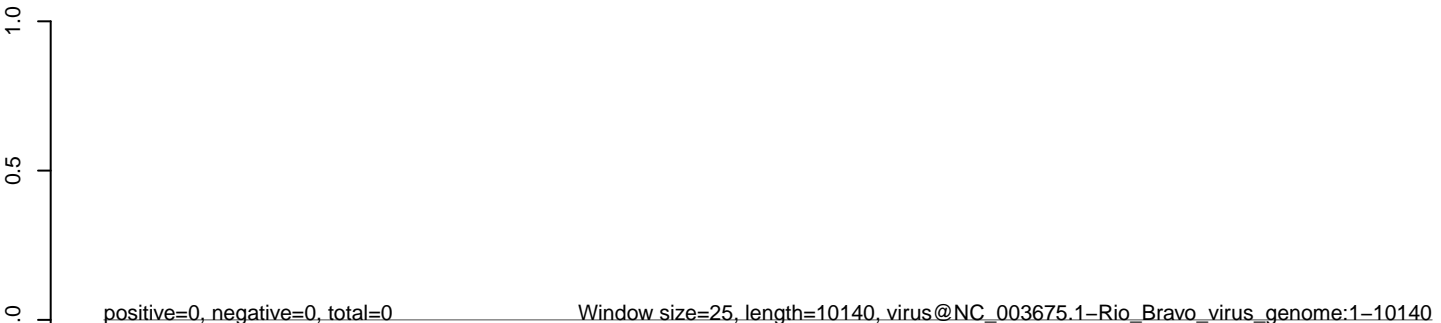
AeAeg_Aag2.TC.M3.18_23.rep



AeAeg_Aag2.TC.M3.24_35.rep



AeAeg_Aag2.TC.M3.rep




AeAeg_Aag2.TC.M3.18_23.rep



AeAeg_Aag2.TC.M3.24_35.rep



AeAeg_Aag2.TC.M3.rep



0 2000 4000 6000 8000 10000

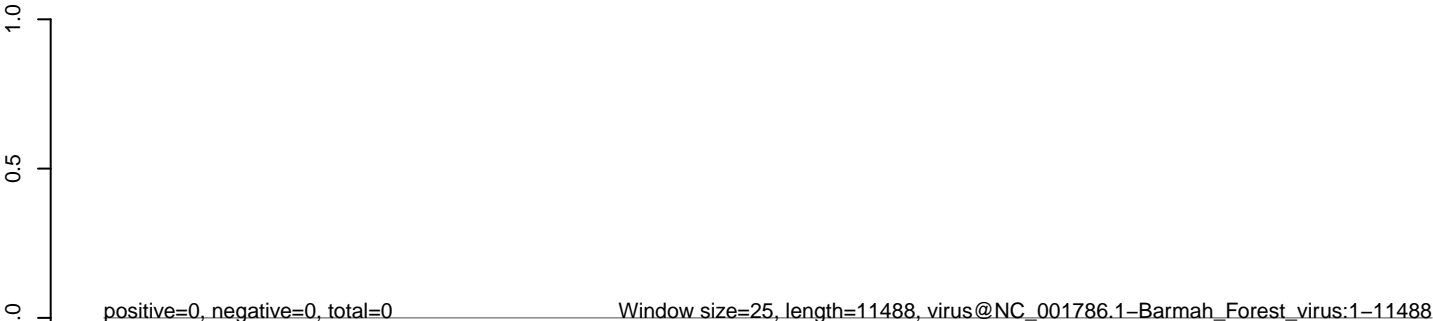
AeAeg_Aag2.TC.M3.18_23.rep



AeAeg_Aag2.TC.M3.24_35.rep



AeAeg_Aag2.TC.M3.rep



0 2000 4000 6000 8000 10000


AeAeg_Aag2.TC.M3.18_23.rep



AeAeg_Aag2.TC.M3.24_35.rep



AeAeg_Aag2.TC.M3.rep




AeAeg_Aag2.TC.M3.18_23.rep



AeAeg_Aag2.TC.M3.24_35.rep




AeAeg_Aag2.TC.M3.rep



0 2000 4000 6000 8000 10000

AeAeg_Aag2.TC.M3.18_23.rep



AeAeg_Aag2.TC.M3.24_35.rep



AeAeg_Aag2.TC.M3.rep



AeAeg_Aag2.TC.M3.18_23.rep



AeAeg_Aag2.TC.M3.24_35.rep



AeAeg_Aag2.TC.M3.rep



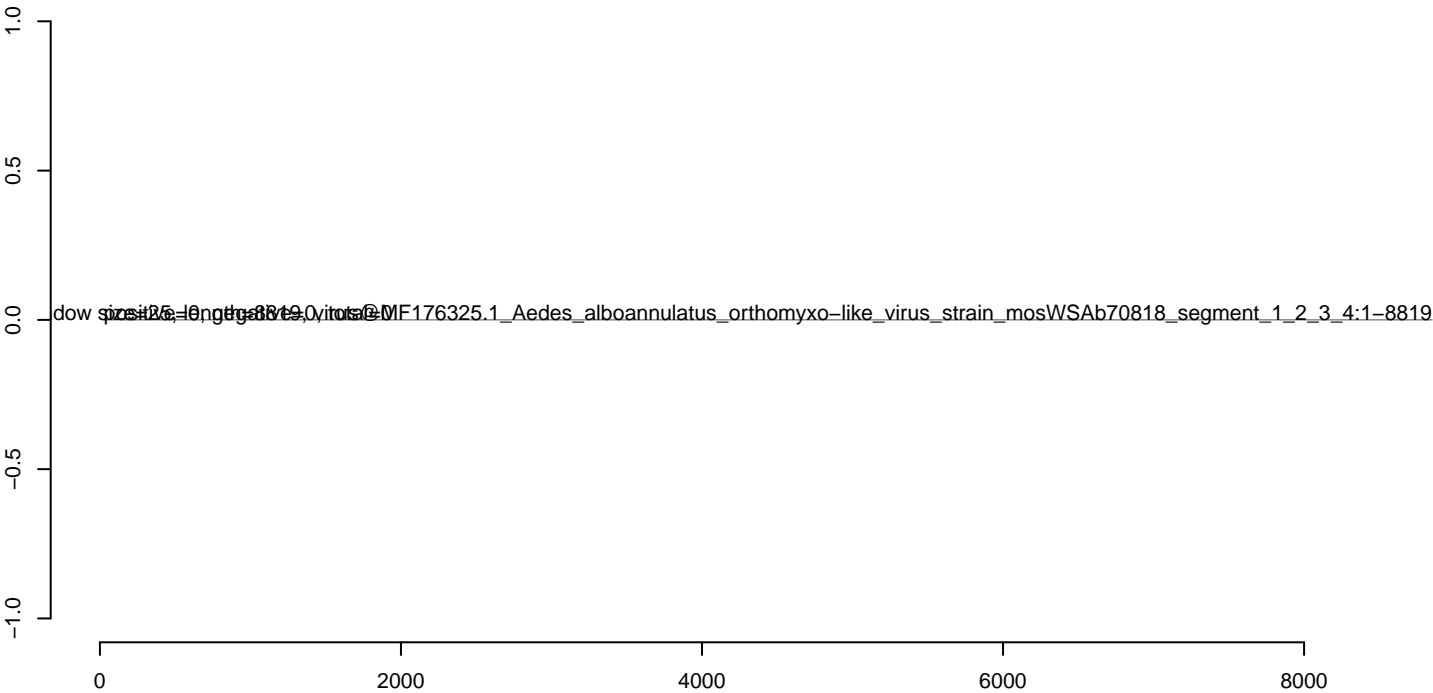
AeAeg_Aag2.TC.M3.18_23.rep



AeAeg_Aag2.TC.M3.24_35.rep




AeAeg_Aag2.TC.M3.rep



AeAeg_Aag2.TC.M3.18_23.rep



AeAeg_Aag2.TC.M3.24_35.rep



AeAeg_Aag2.TC.M3.rep



0 1000 2000 3000 4000 5000 6000


AeAeg_Aag2.TC.M3.18_23.rep



AeAeg_Aag2.TC.M3.24_35.rep



AeAeg_Aag2.TC.M3.rep




0 2000 4000 6000 8000 10000 12000


AeAeg_Aag2.TC.M3.18_23.rep



AeAeg_Aag2.TC.M3.24_35.rep



AeAeg_Aag2.TC.M3.rep



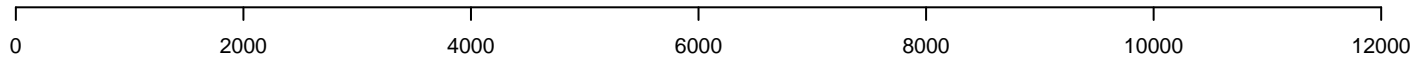

AeAeg_Aag2.TC.M3.18_23.rep



AeAeg_Aag2.TC.M3.24_35.rep



AeAeg_Aag2.TC.M3.rep



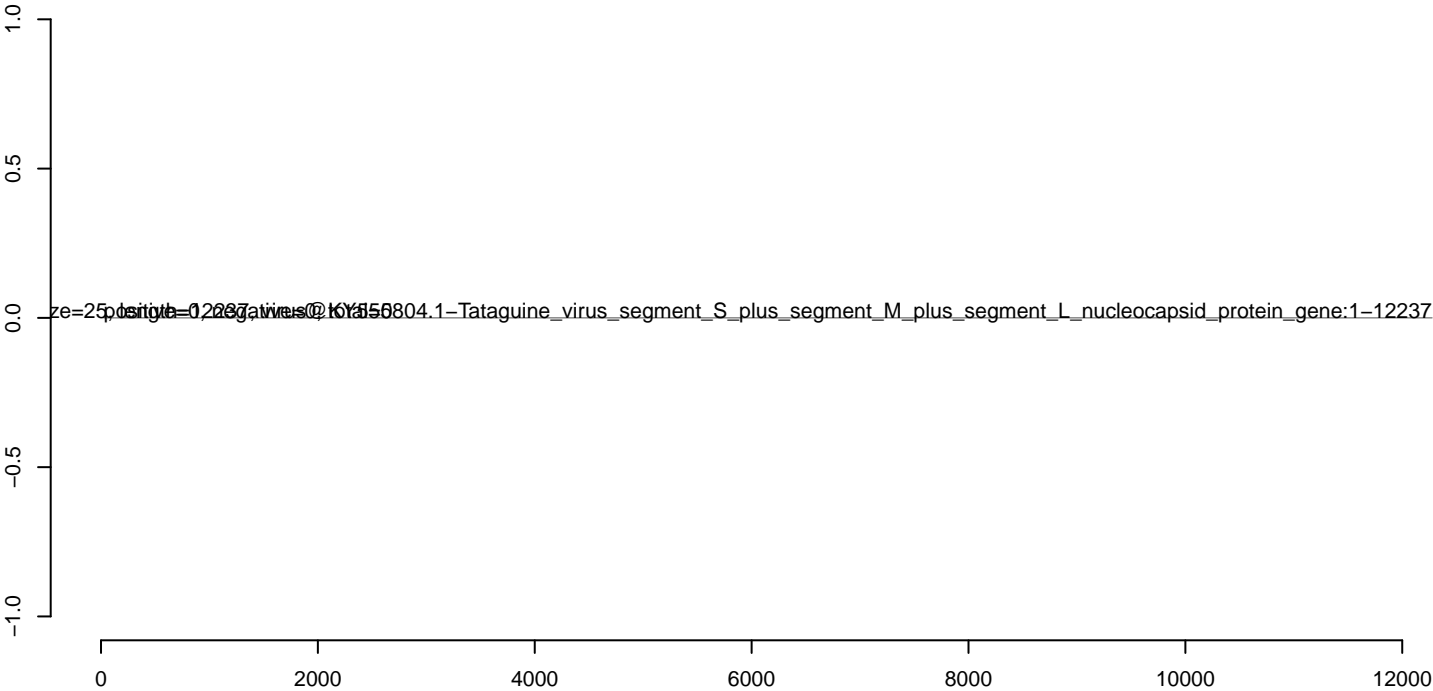
AeAeg_Aag2.TC.M3.18_23.rep



AeAeg_Aag2.TC.M3.24_35.rep



AeAeg_Aag2.TC.M3.rep




AeAeg_Aag2.TC.M3.18_23.rep



AeAeg_Aag2.TC.M3.24_35.rep



AeAeg_Aag2.TC.M3.rep



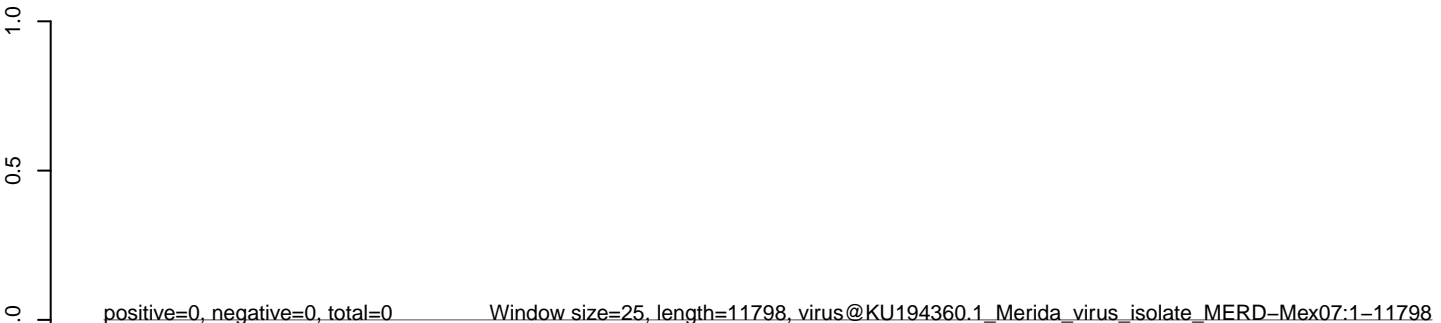
AeAeg_Aag2.TC.M3.18_23.rep



AeAeg_Aag2.TC.M3.24_35.rep



AeAeg_Aag2.TC.M3.rep



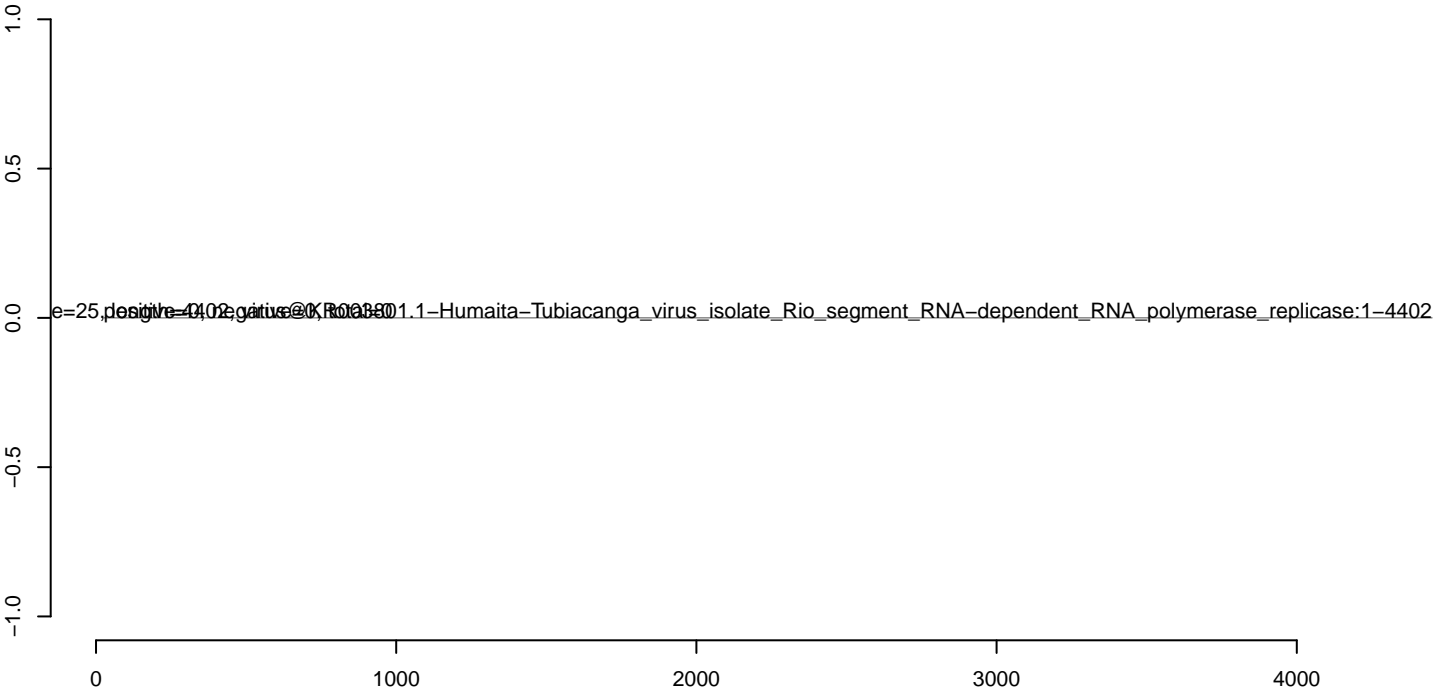
AeAeg_Aag2.TC.M3.18_23.rep



AeAeg_Aag2.TC.M3.24_35.rep



AeAeg_Aag2.TC.M3.rep



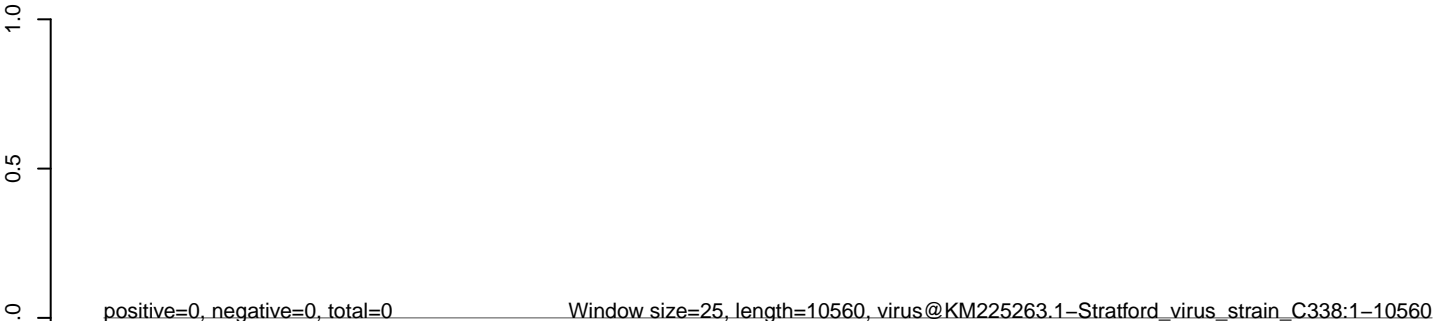
AeAeg_Aag2.TC.M3.18_23.rep



AeAeg_Aag2.TC.M3.24_35.rep



AeAeg_Aag2.TC.M3.rep



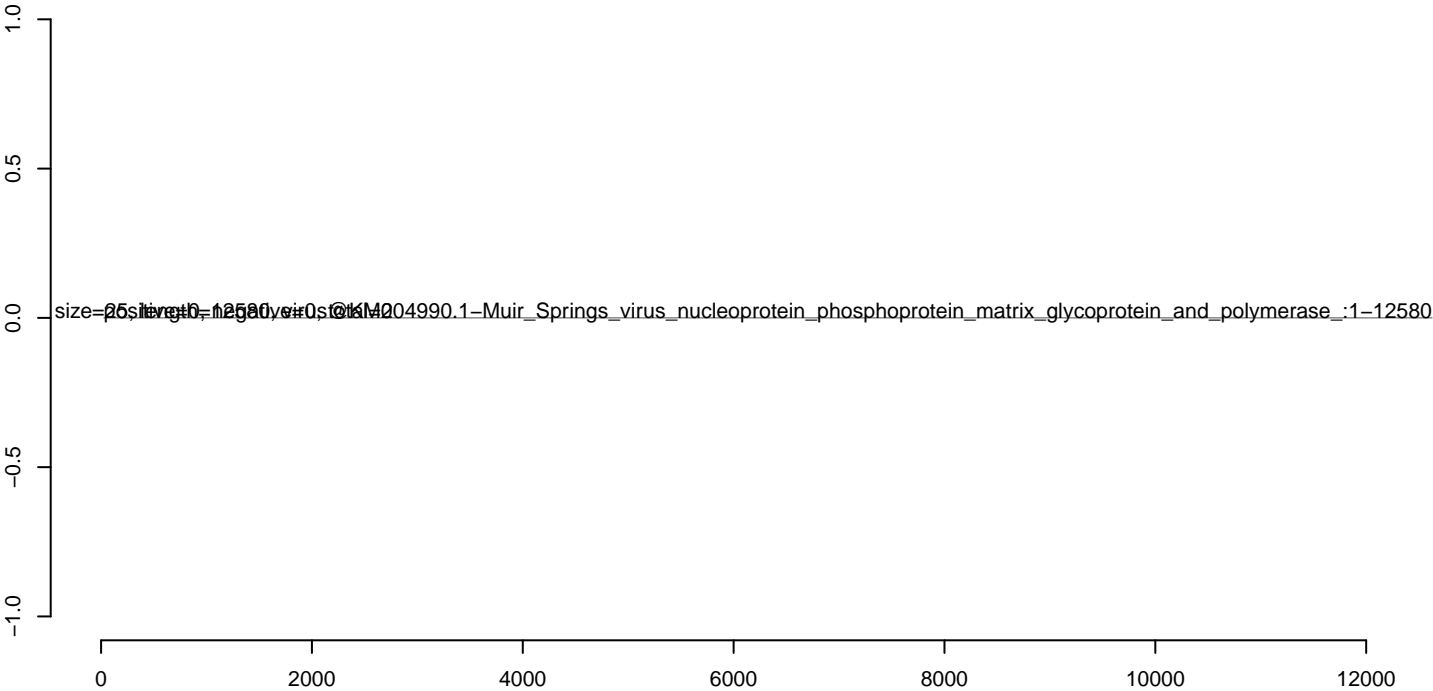
AeAeg_Aag2.TC.M3.18_23.rep



AeAeg_Aag2.TC.M3.24_35.rep



AeAeg_Aag2.TC.M3.rep



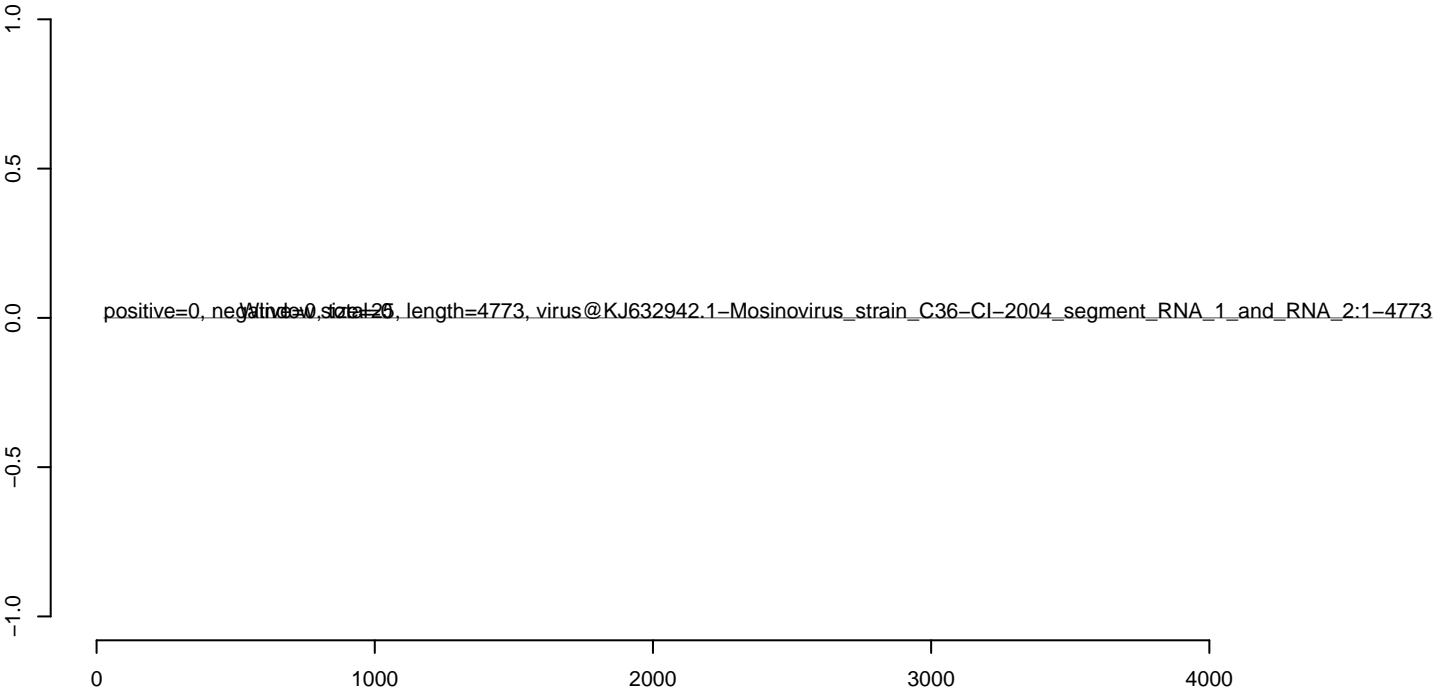
AeAeg_Aag2.TC.M3.18_23.rep



AeAeg_Aag2.TC.M3.24_35.rep



AeAeg_Aag2.TC.M3.rep



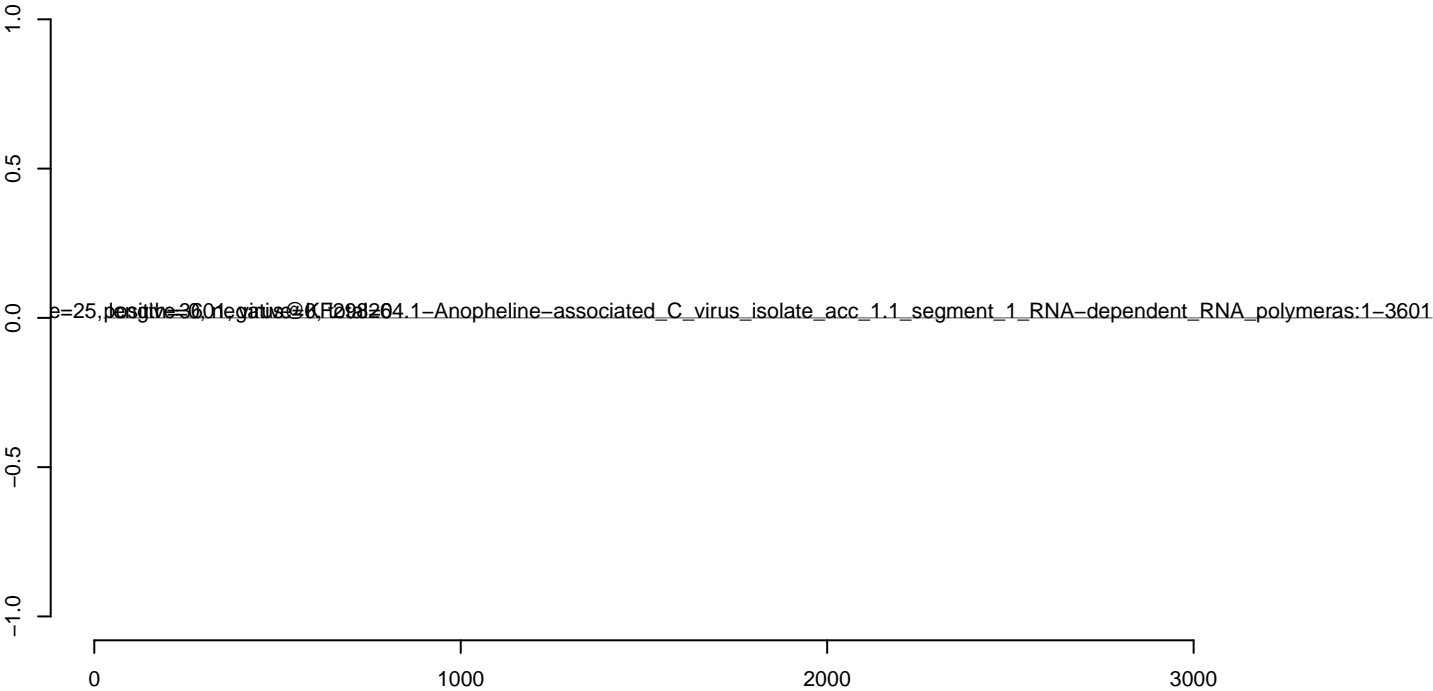
AeAeg_Aag2.TC.M3.18_23.rep



AeAeg_Aag2.TC.M3.24_35.rep



AeAeg_Aag2.TC.M3.rep



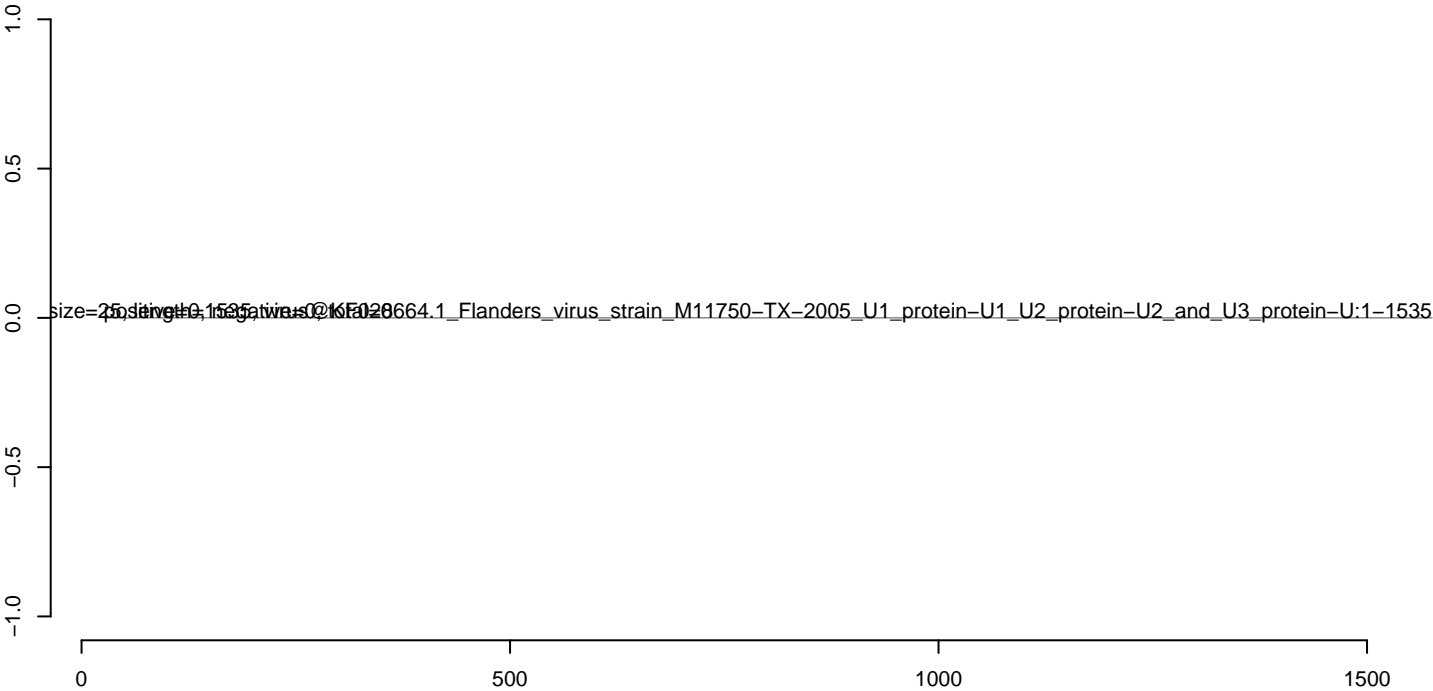
AeAeg_Aag2.TC.M3.18_23.rep




AeAeg_Aag2.TC.M3.24_35.rep



AeAeg_Aag2.TC.M3.rep




AeAeg_Aag2.TC.M3.18_23.rep



AeAeg_Aag2.TC.M3.24_35.rep



AeAeg_Aag2.TC.M3.rep



0 2000 4000 6000 8000 10000 12000

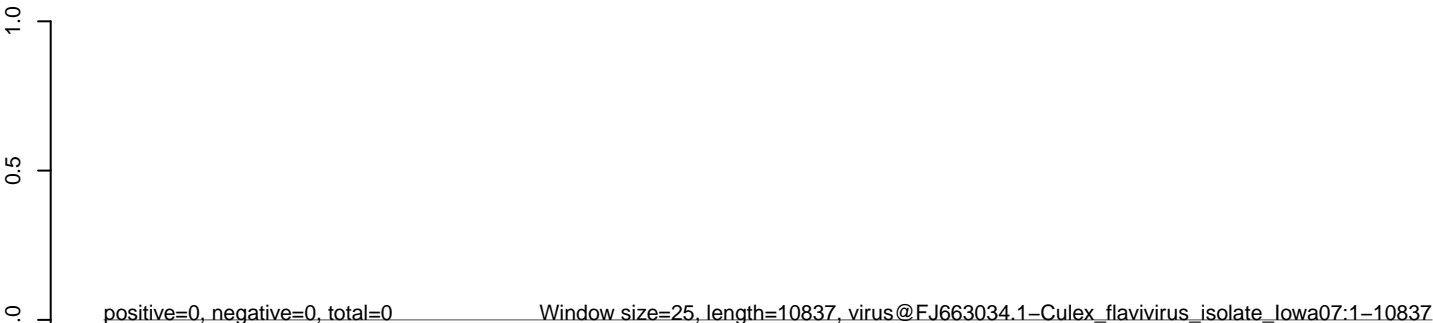
AeAeg_Aag2.TC.M3.18_23.rep



AeAeg_Aag2.TC.M3.24_35.rep



AeAeg_Aag2.TC.M3.rep



0 2000 4000 6000 8000 10000

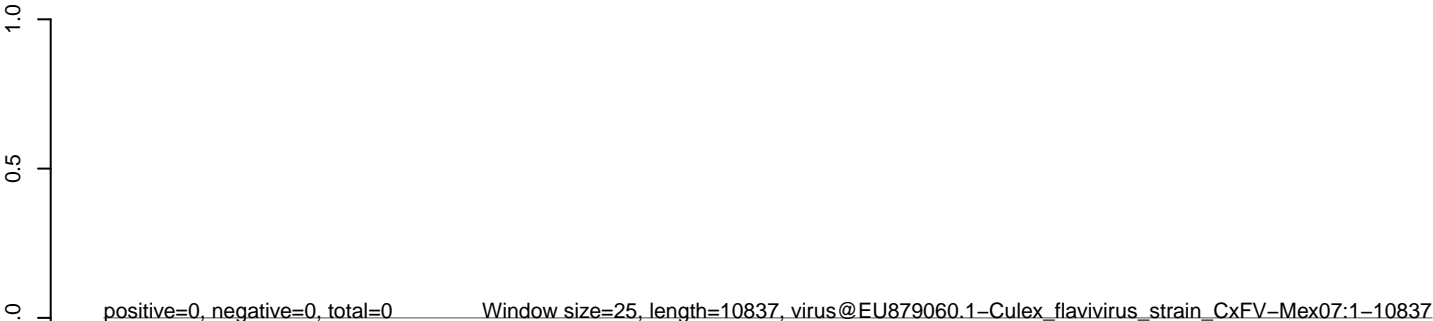
AeAeg_Aag2.TC.M3.18_23.rep



AeAeg_Aag2.TC.M3.24_35.rep



AeAeg_Aag2.TC.M3.rep



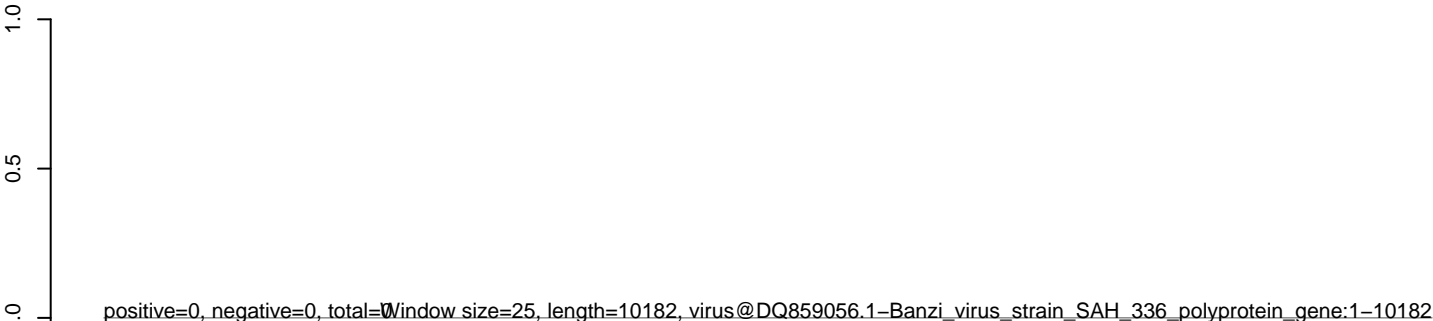
AeAeg_Aag2.TC.M3.18_23.rep



AeAeg_Aag2.TC.M3.24_35.rep



AeAeg_Aag2.TC.M3.rep



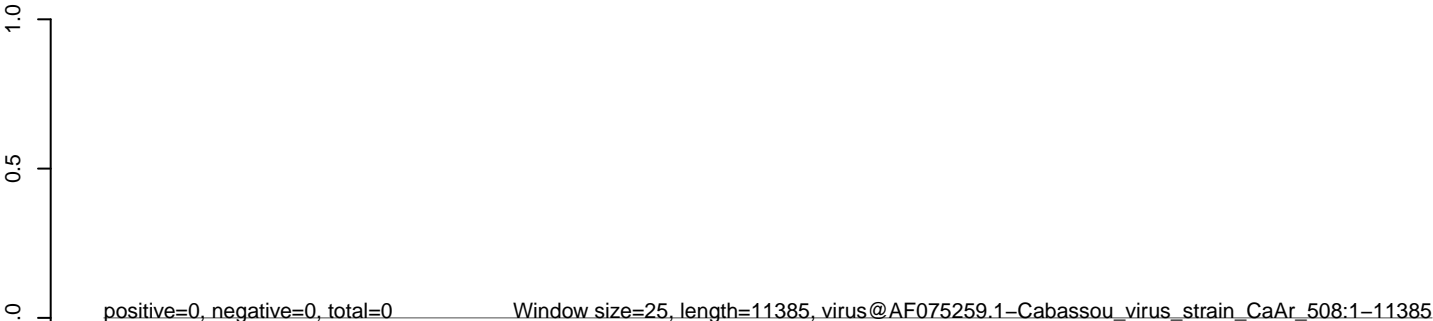
AeAeg_Aag2.TC.M3.18_23.rep



AeAeg_Aag2.TC.M3.24_35.rep



AeAeg_Aag2.TC.M3.rep



0 2000 4000 6000 8000 10000

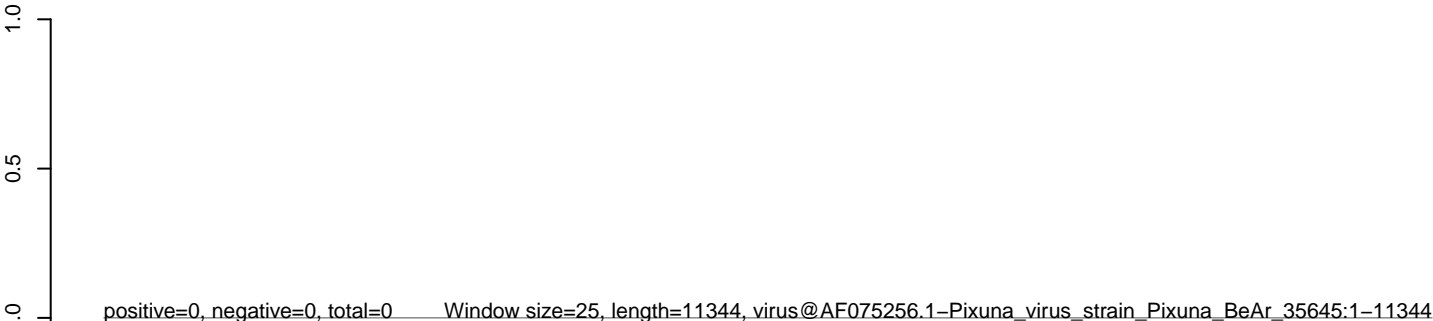
AeAeg_Aag2.TC.M3.18_23.rep



AeAeg_Aag2.TC.M3.24_35.rep



AeAeg_Aag2.TC.M3.rep



0 2000 4000 6000 8000 10000

AeAeg_Aag2.TC.M3.18_23.rep



AeAeg_Aag2.TC.M3.24_35.rep



AeAeg_Aag2.TC.M3.rep



0 2000 4000 6000 8000 10000 12000

AeAeg_Aag2.TC.M3.18_23.rep



AeAeg_Aag2.TC.M3.24_35.rep



AeAeg_Aag2.TC.M3.rep

