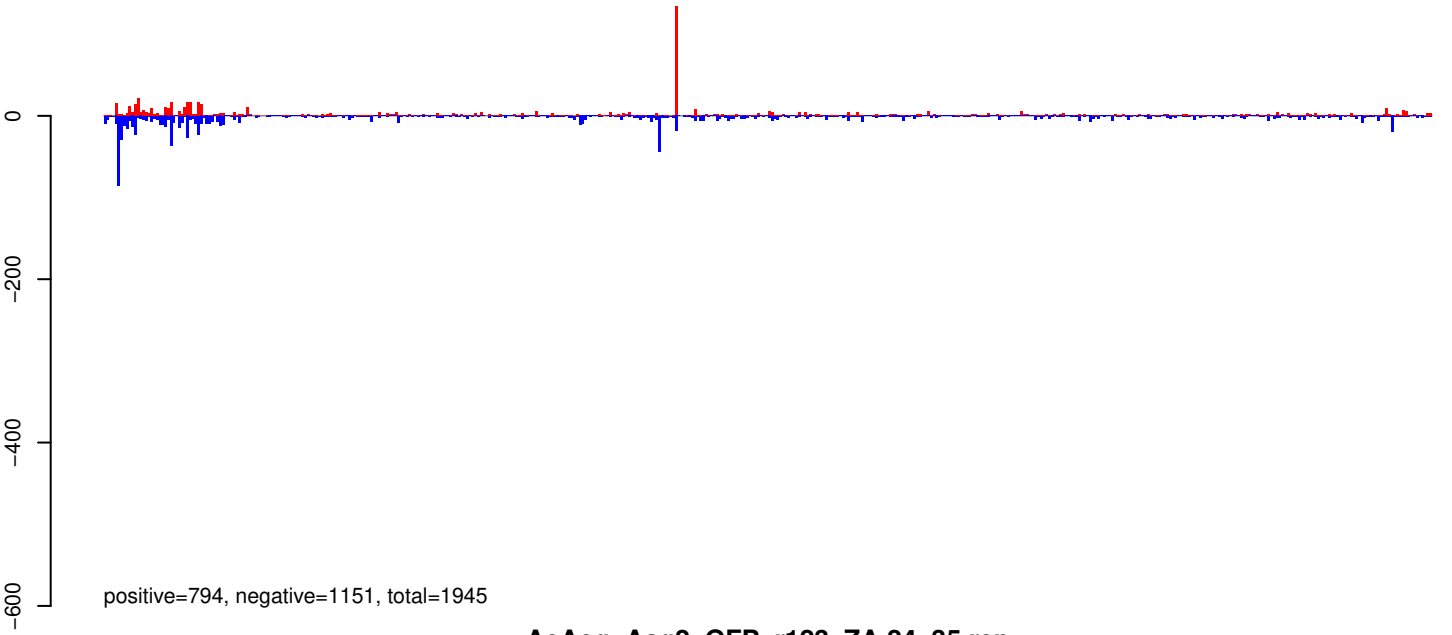
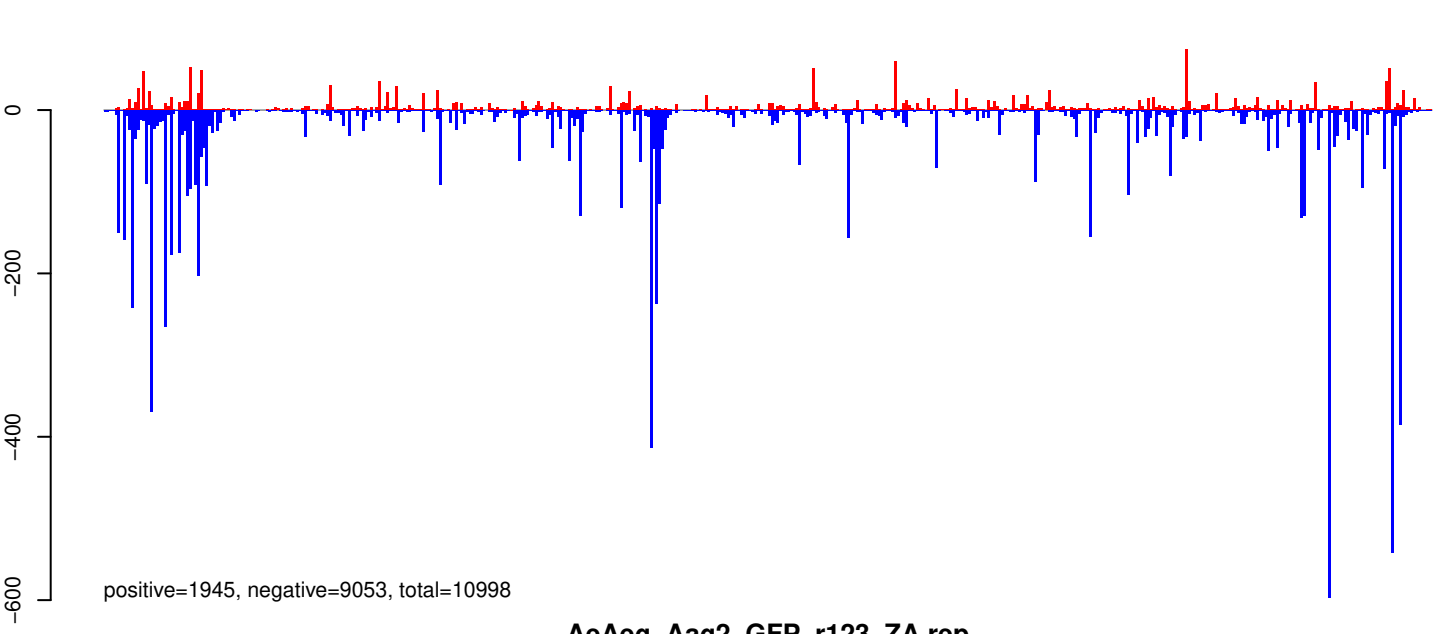


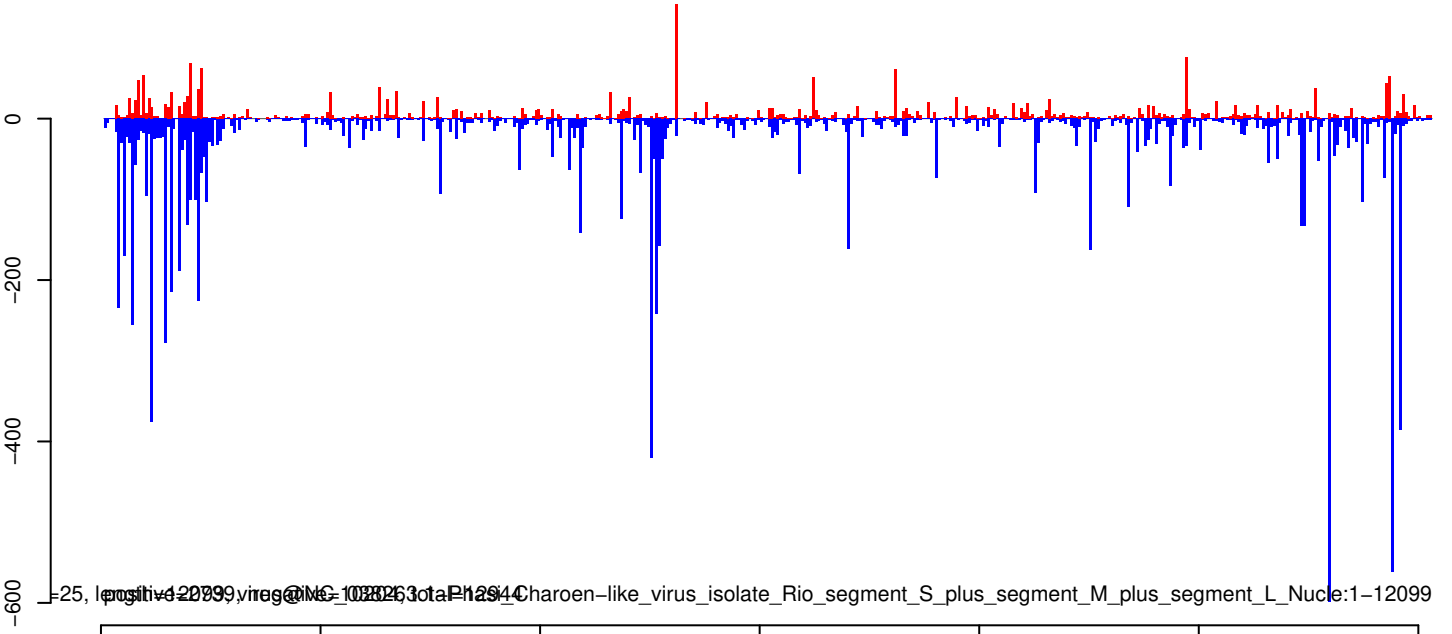
**AeAeg\_Aag2\_GFP\_r123\_ZA.18\_23.rep**



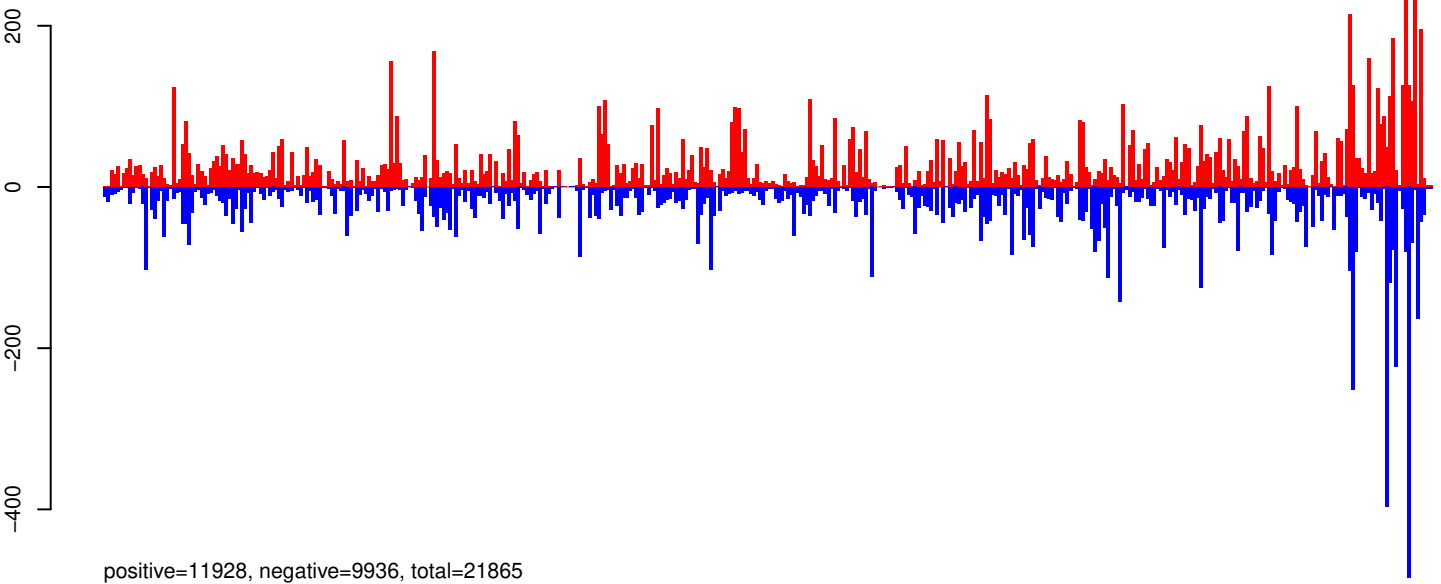
**AeAeg\_Aag2\_GFP\_r123\_ZA.24\_35.rep**



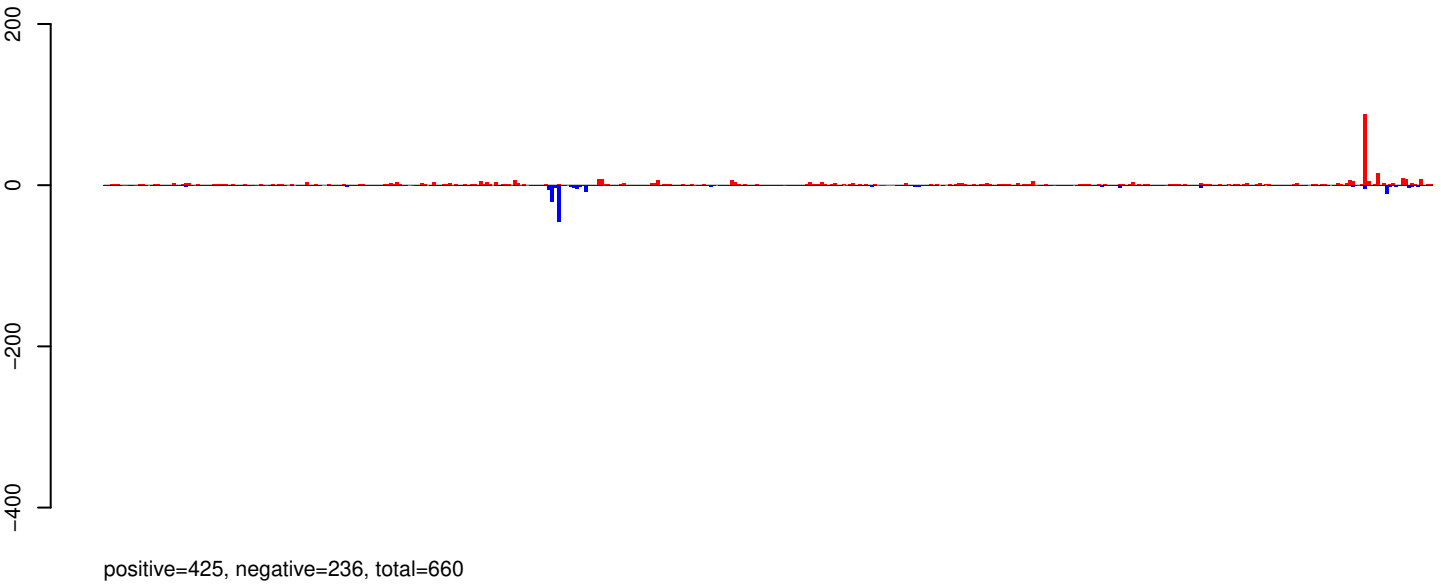
**AeAeg\_Aag2\_GFP\_r123\_ZA.rep**



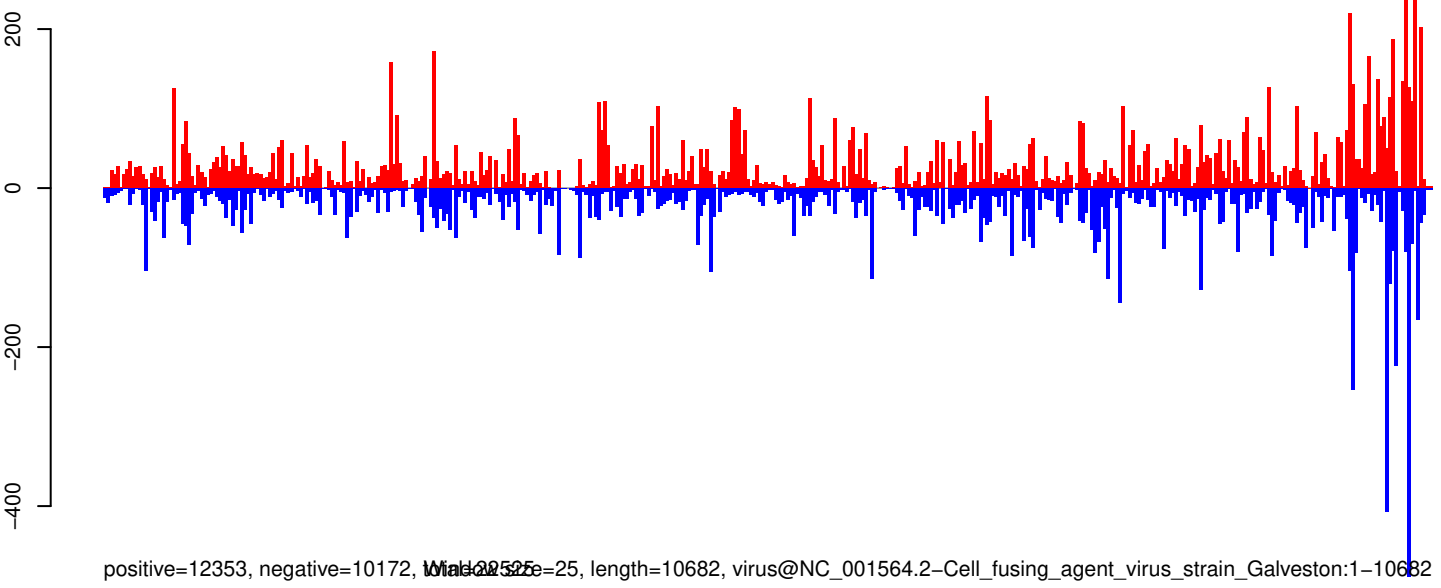
**AeAeg\_Aag2\_GFP\_r123\_ZA.18\_23.rep**



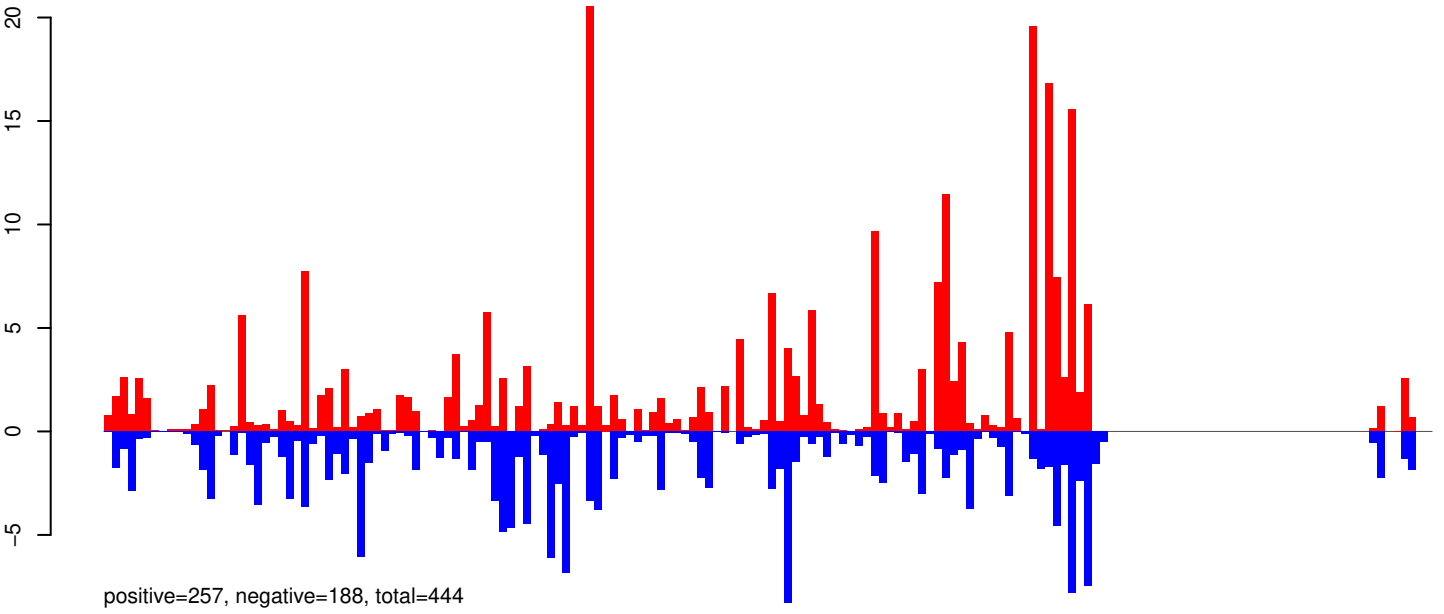
**AeAeg\_Aag2\_GFP\_r123\_ZA.24\_35.rep**



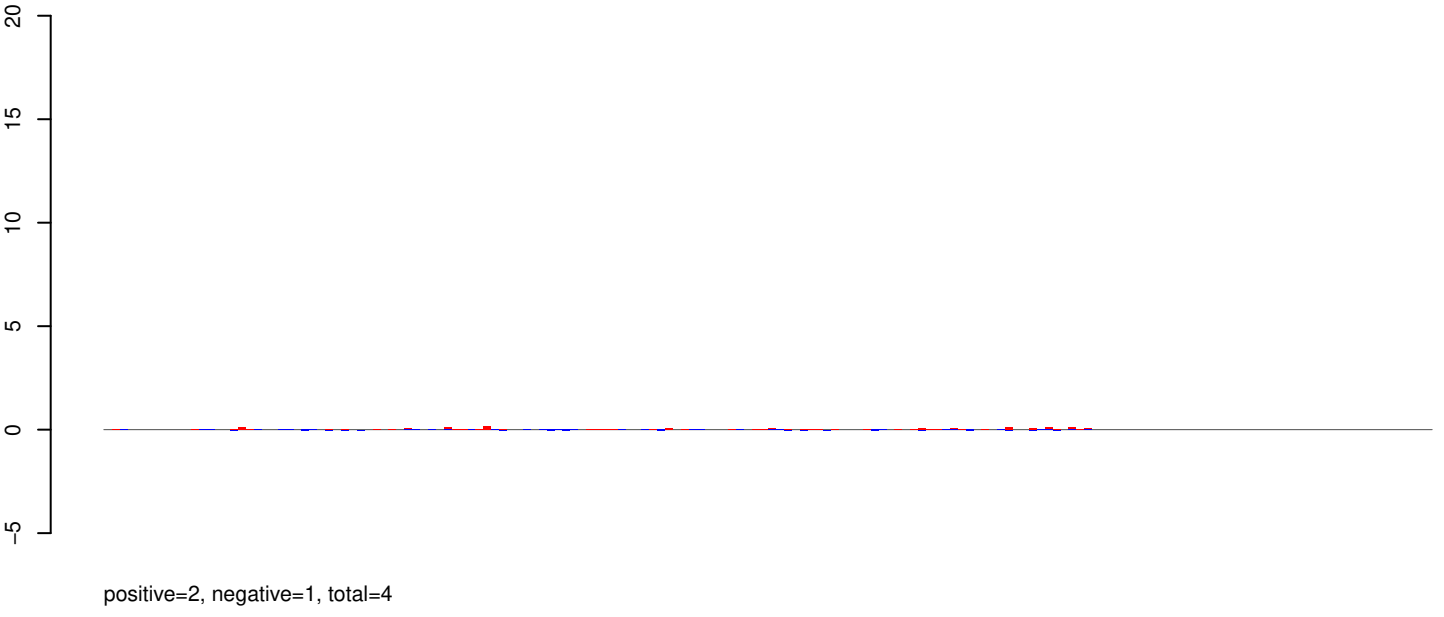
**AeAeg\_Aag2\_GFP\_r123\_ZA.rep**



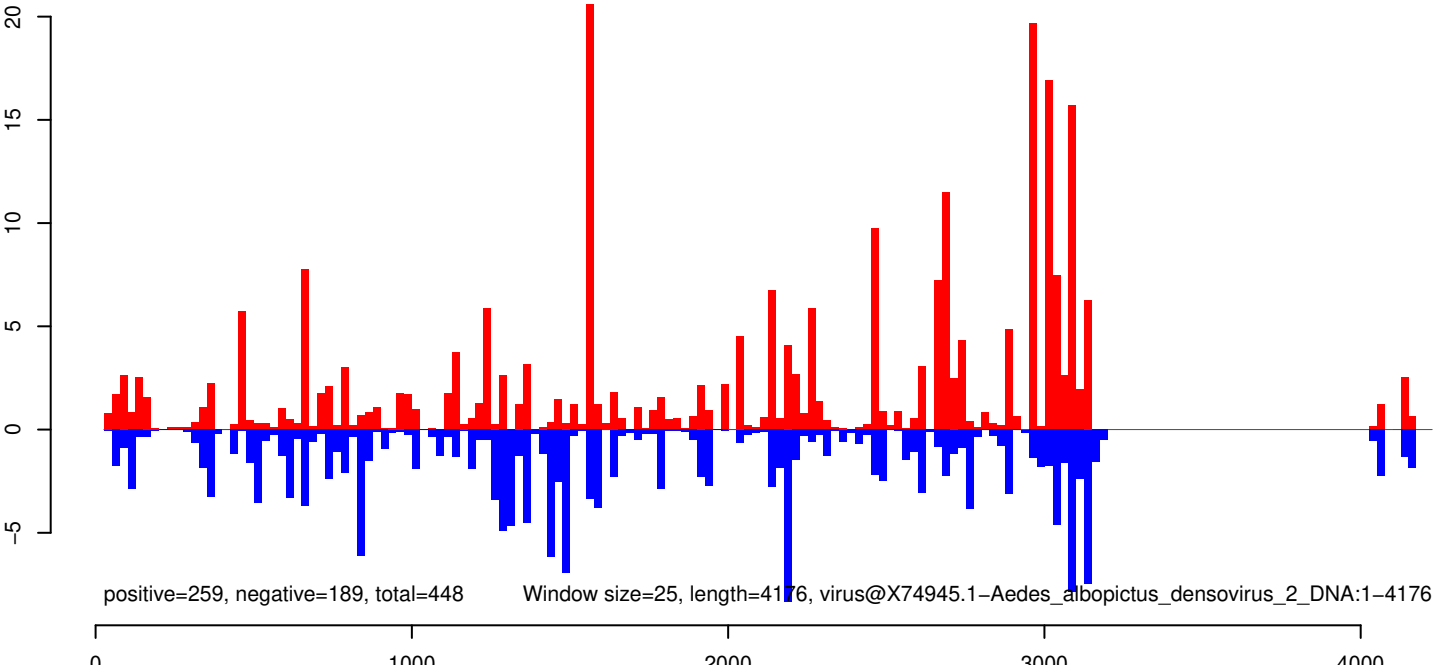
**AeAeg\_Aag2\_GFP\_r123\_ZA.18\_23.rep**



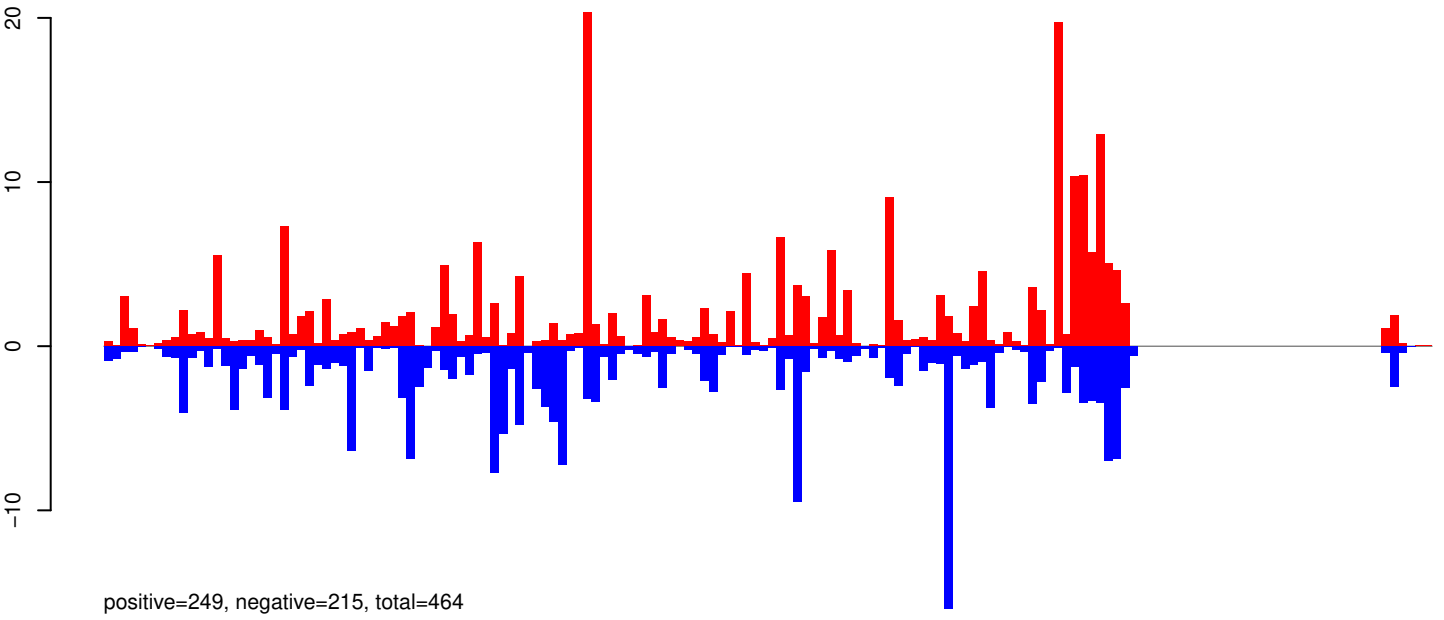
**AeAeg\_Aag2\_GFP\_r123\_ZA.24\_35.rep**




**AeAeg\_Aag2\_GFP\_r123\_ZA.rep**



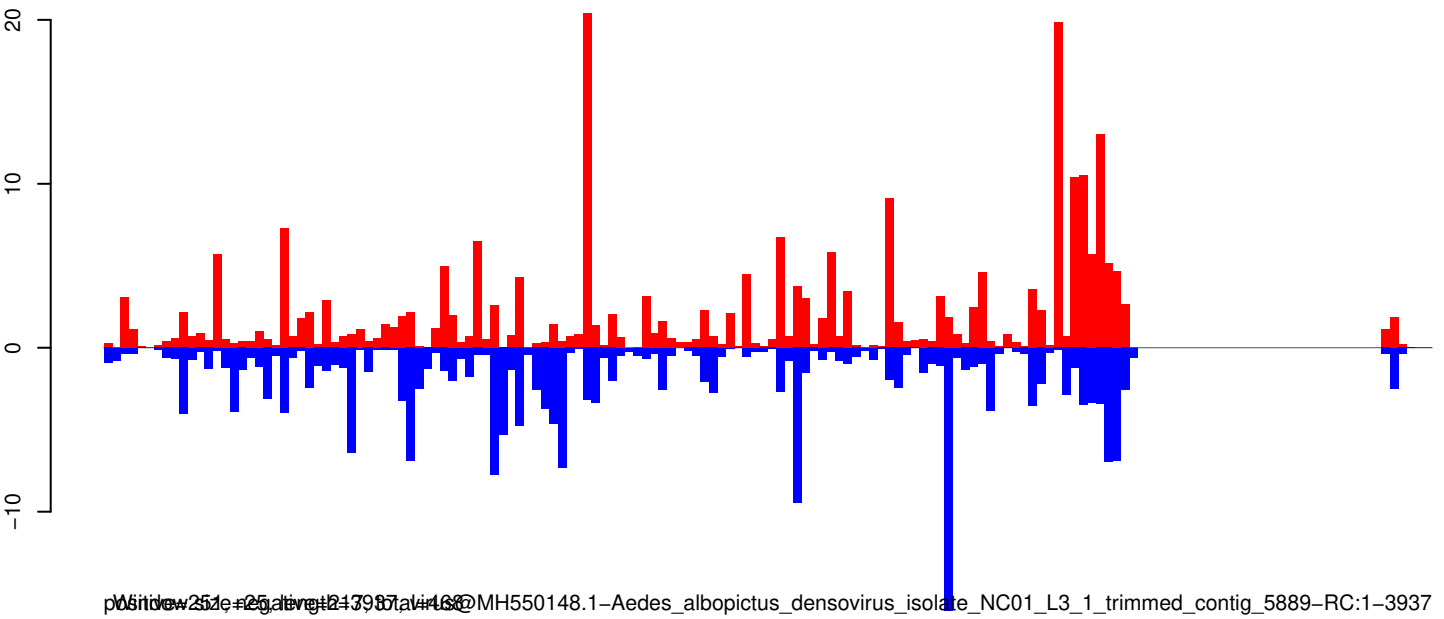
AeAeg\_Aag2\_GFP\_r123\_ZA.18\_23.rep



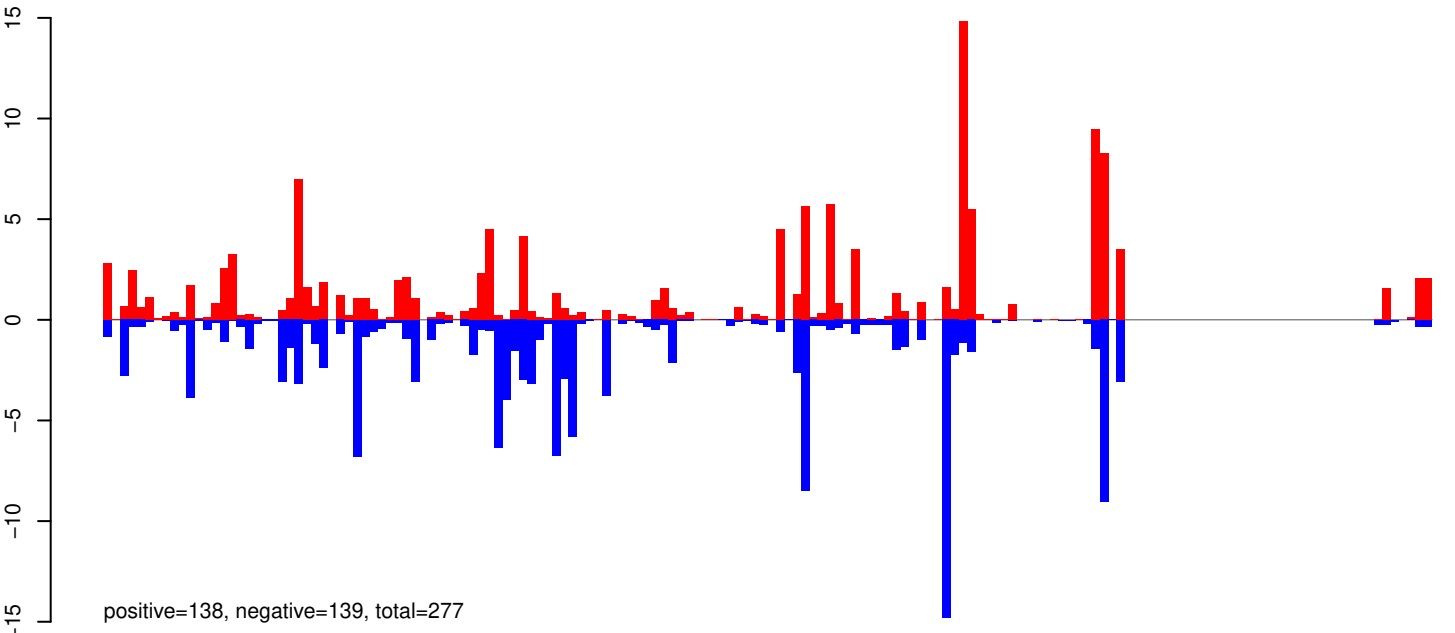
AeAeg\_Aag2\_GFP\_r123\_ZA.24\_35.rep




AeAeg\_Aag2\_GFP\_r123\_ZA.rep



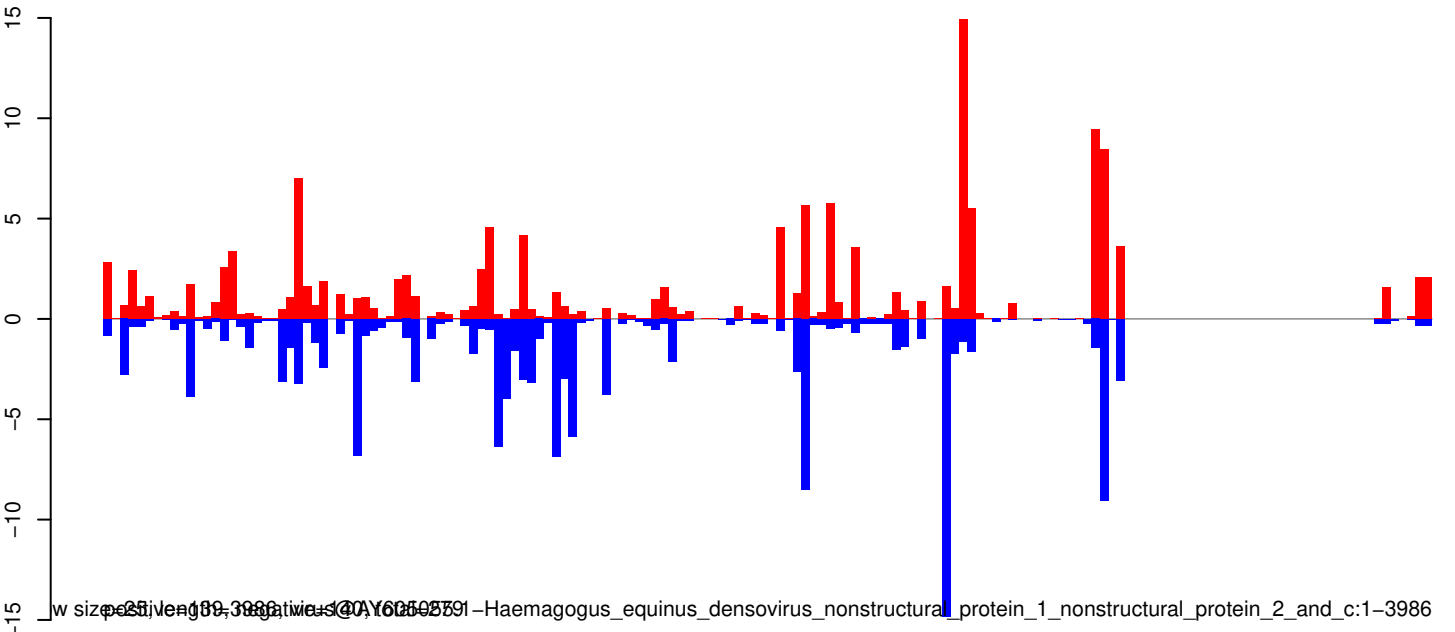
**AeAeg\_Aag2\_GFP\_r123\_ZA.18\_23.rep**



**AeAeg\_Aag2\_GFP\_r123\_ZA.24\_35.rep**



**AeAeg\_Aag2\_GFP\_r123\_ZA.rep**



**AeAeg\_Aag2\_GFP\_r123\_ZA.18\_23.rep**



positive=1, negative=18, total=19

**AeAeg\_Aag2\_GFP\_r123\_ZA.24\_35.rep**



positive=5, negative=782, total=787

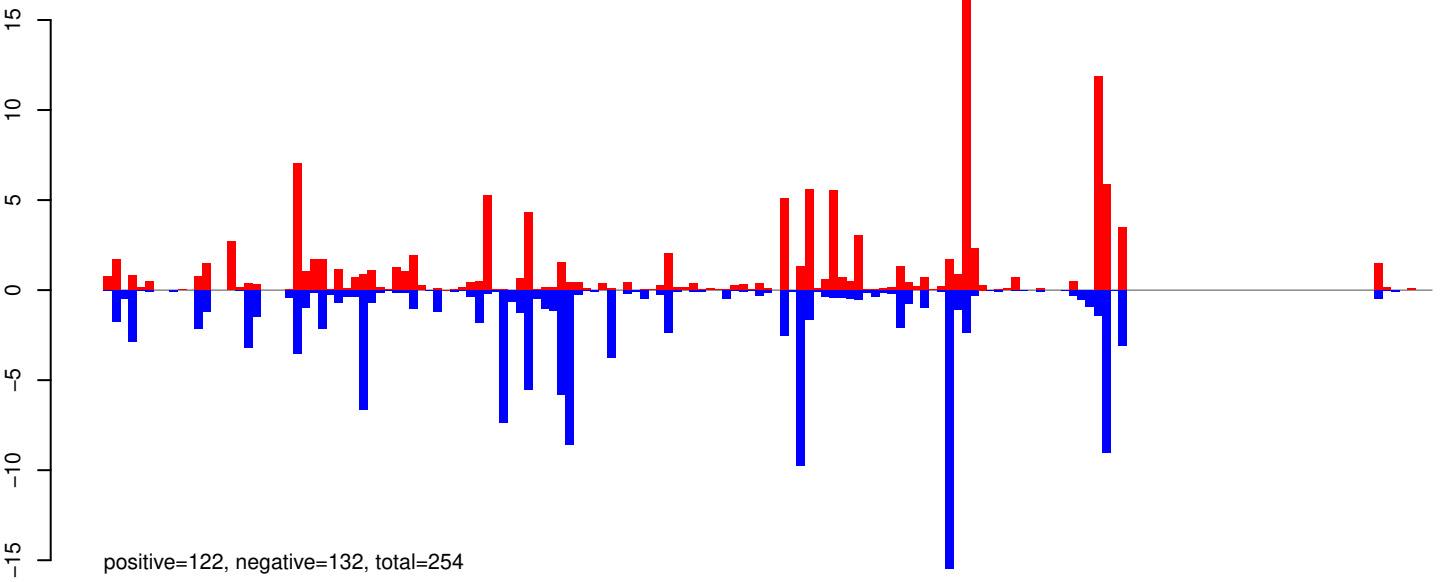
**AeAeg\_Aag2\_GFP\_r123\_ZA.rep**




positive=6, negative=800, total=807

Window size=25, length=2965, virus@AY347953.2-Aedes\_aegypti\_genomic\_sequence:1-2965

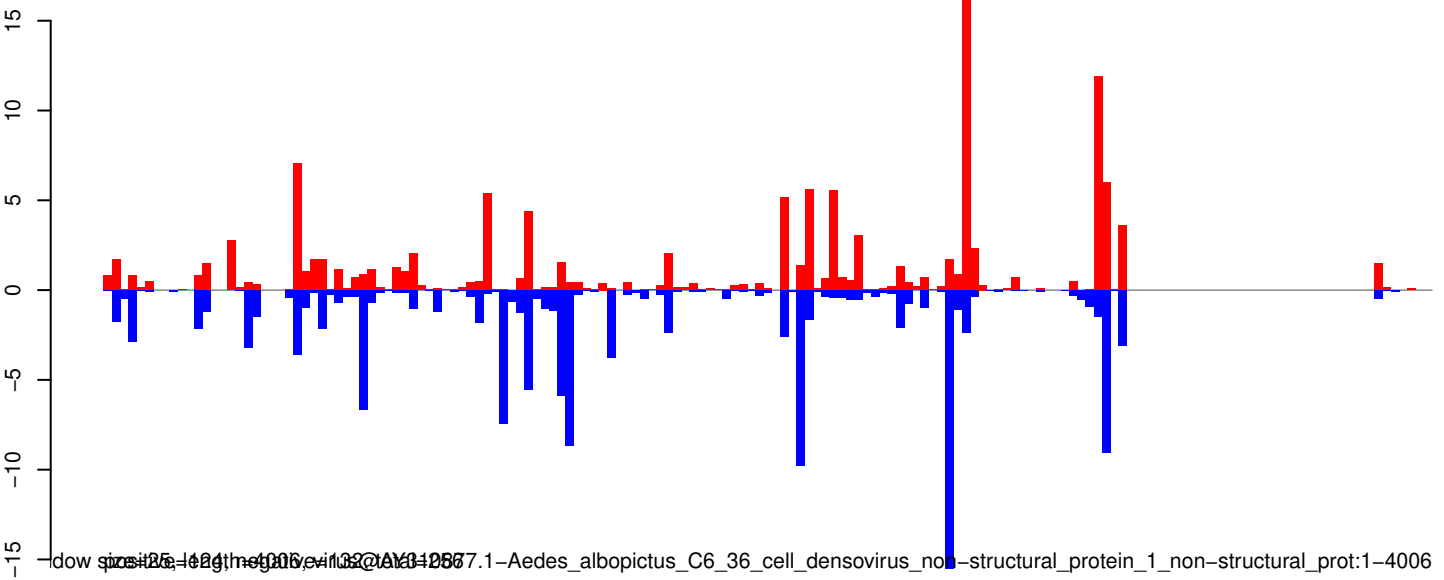
AeAeg\_Aag2\_GFP\_r123\_ZA.18\_23.rep



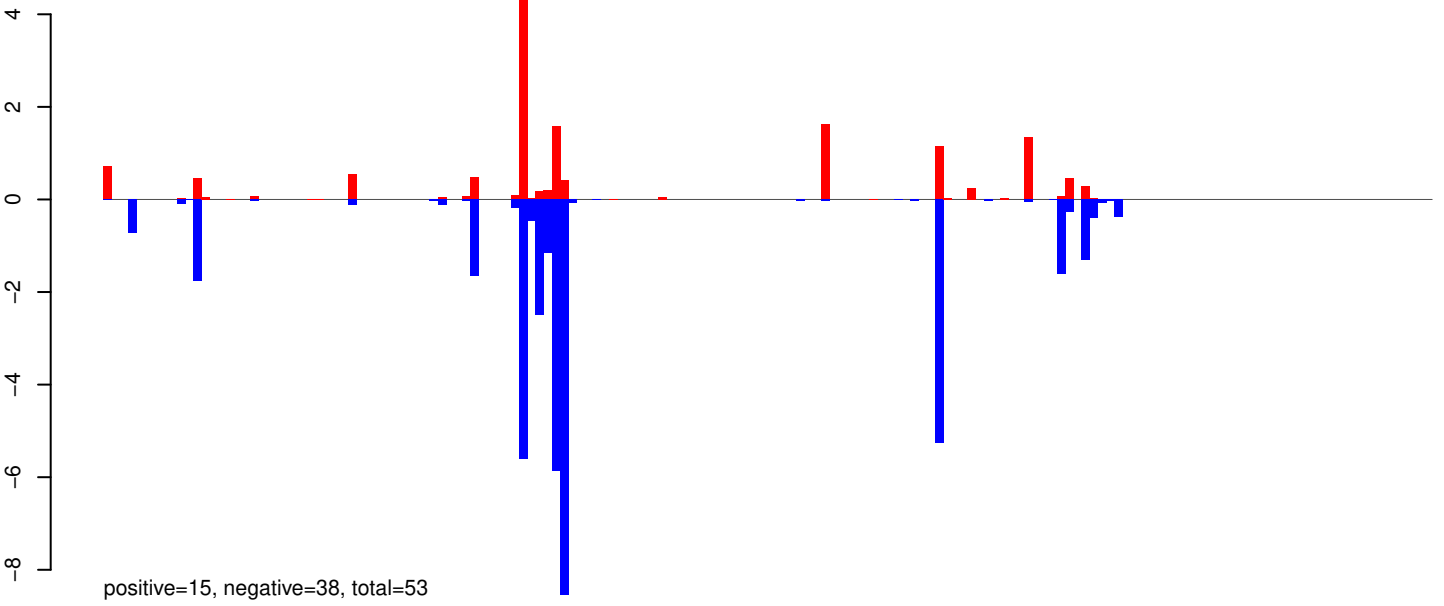
AeAeg\_Aag2\_GFP\_r123\_ZA.24\_35.rep



AeAeg\_Aag2\_GFP\_r123\_ZA.rep



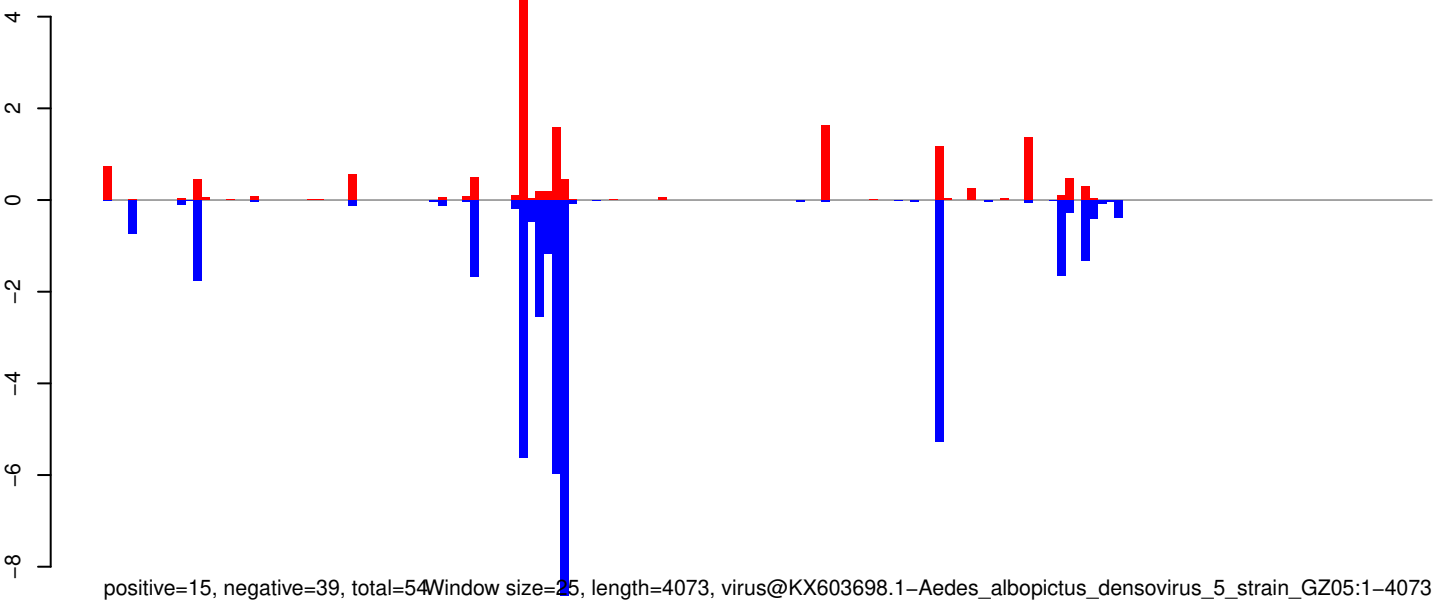
**AeAeg\_Aag2\_GFP\_r123\_ZA.18\_23.rep**



**AeAeg\_Aag2\_GFP\_r123\_ZA.24\_35.rep**



**AeAeg\_Aag2\_GFP\_r123\_ZA.rep**

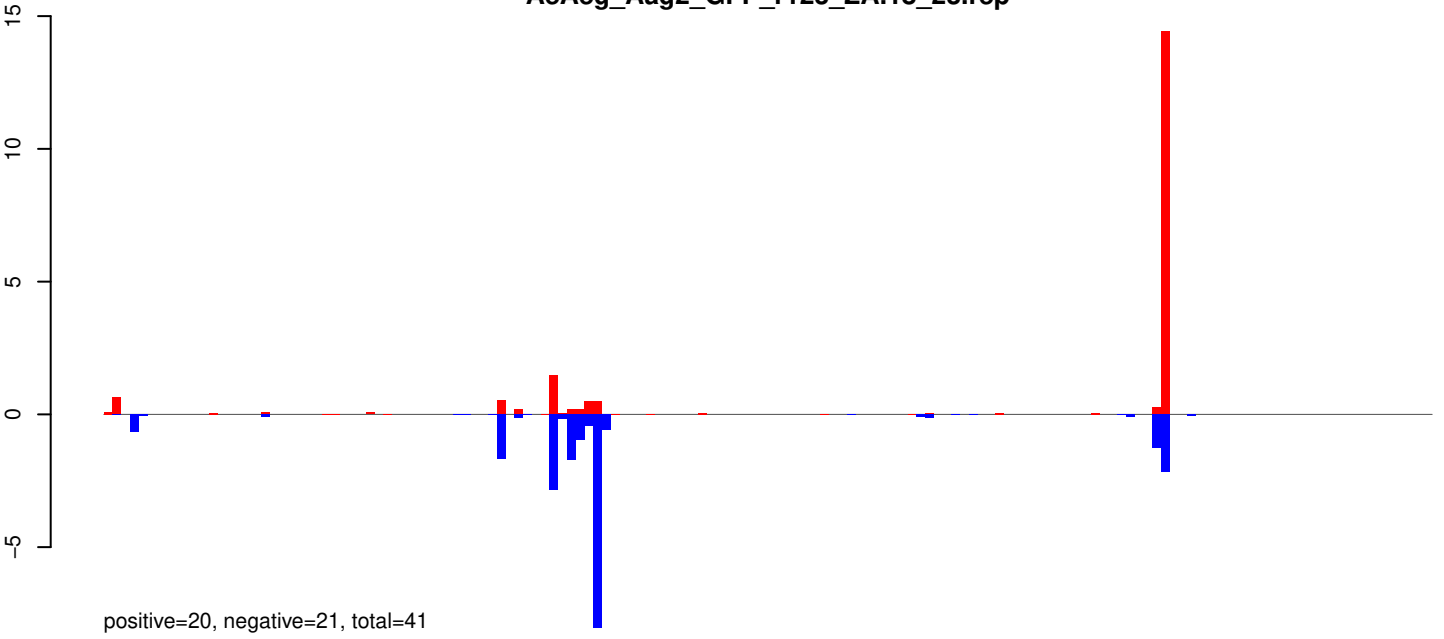


Window size=25, length=4073, virus@KX603698.1-Aedes albopictus densovirus\_5\_strain\_GZ05:1-4073


0 1000 2000 3000 4000



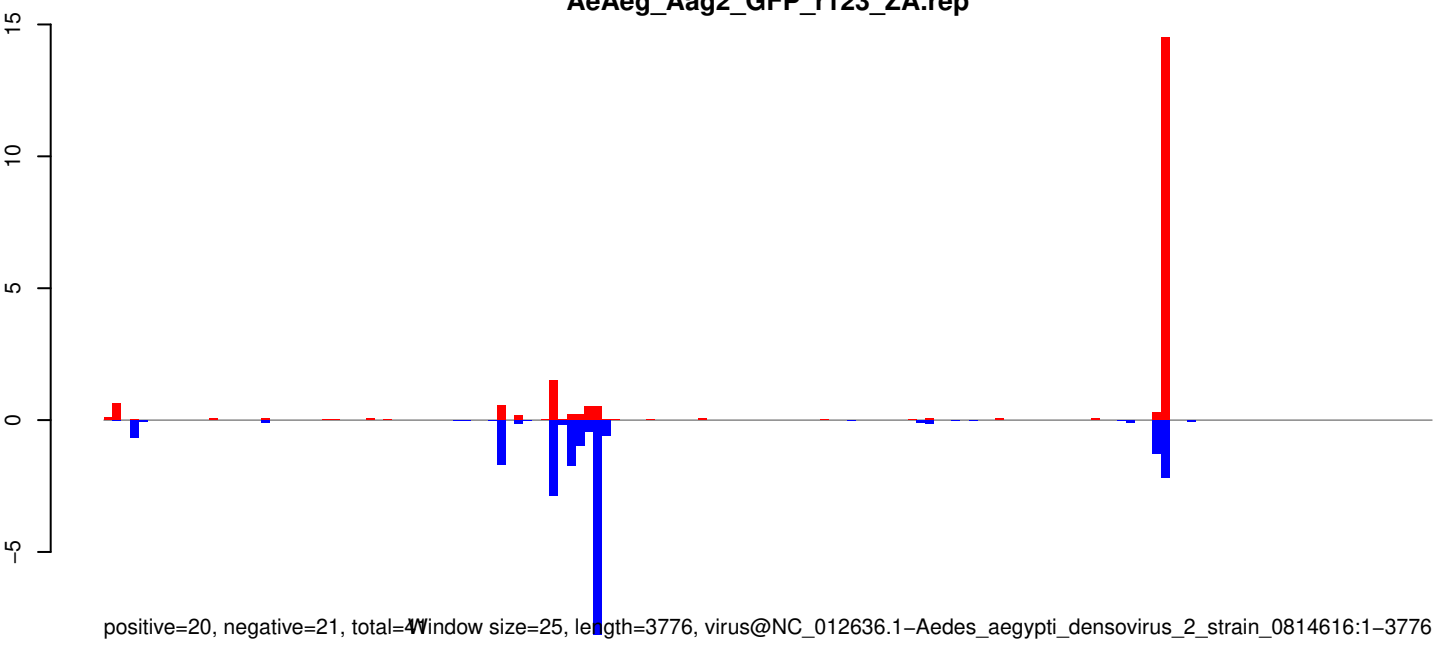
**AeAeg\_Aag2\_GFP\_r123\_ZA.18\_23.rep**



**AeAeg\_Aag2\_GFP\_r123\_ZA.24\_35.rep**



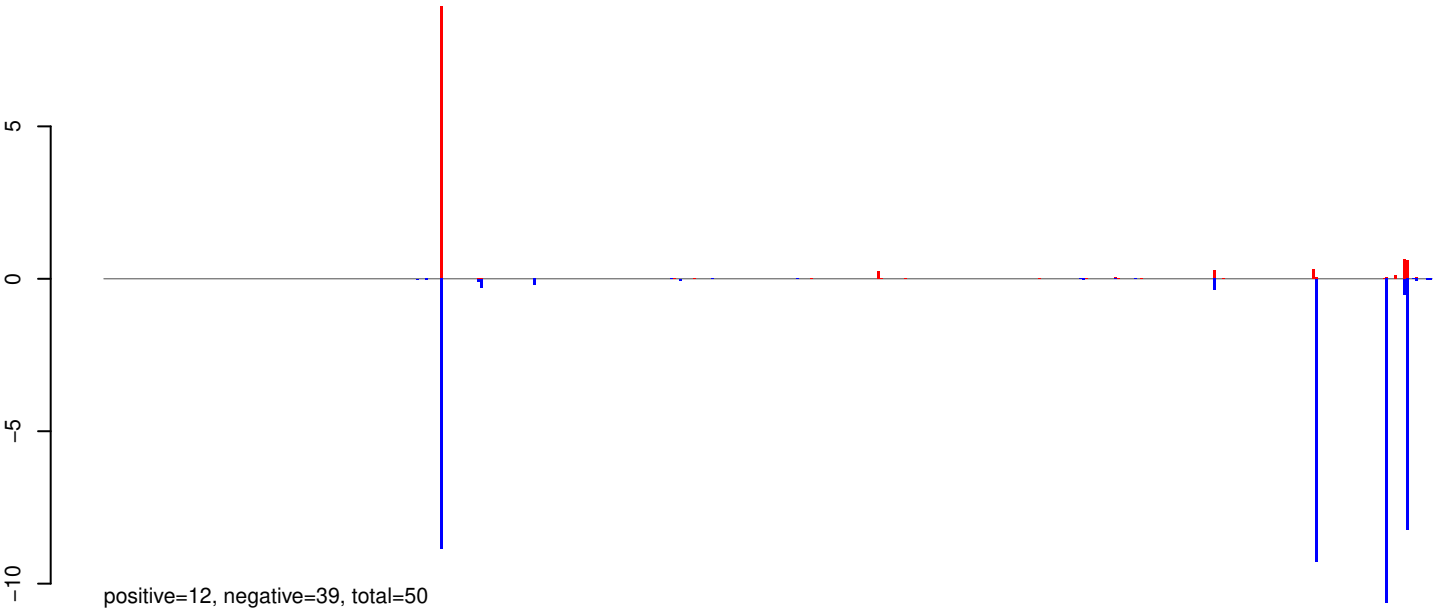
**AeAeg\_Aag2\_GFP\_r123\_ZA.rep**




Window size=25, length=3776, virus@NC\_012636.1-Aedes\_aegypti\_densovirus\_2\_strain\_0814616:1-3776

0 1000 2000 3000

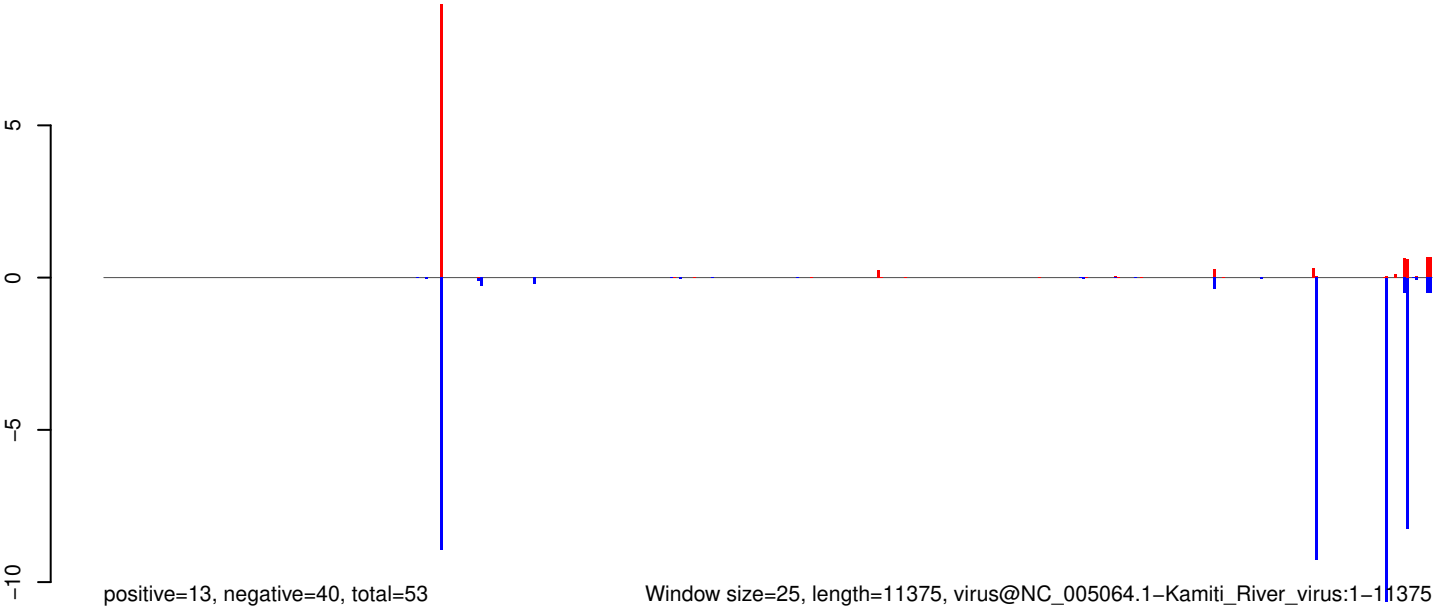
**AeAeg\_Aag2\_GFP\_r123\_ZA.18\_23.rep**



**AeAeg\_Aag2\_GFP\_r123\_ZA.24\_35.rep**



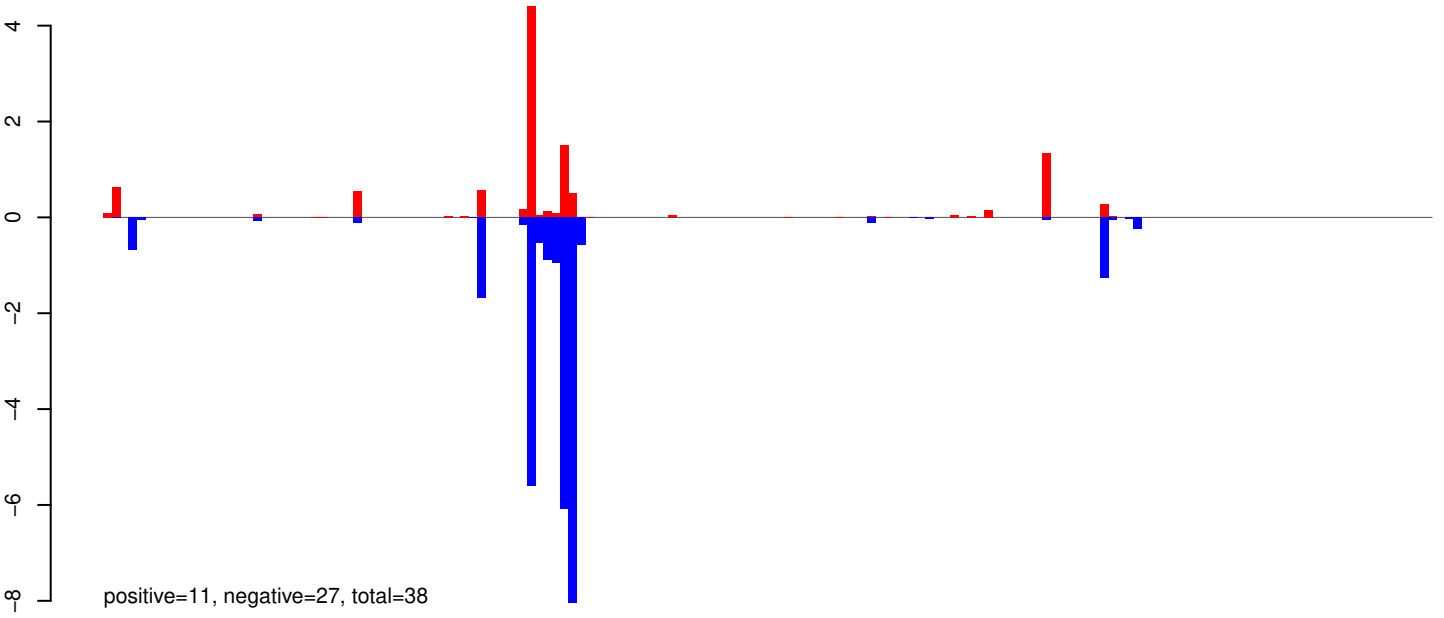
**AeAeg\_Aag2\_GFP\_r123\_ZA.rep**




Window size=25, length=11375, virus@NC\_005064.1-Kamiti\_River\_virus:1-11375

0 2000 4000 6000 8000 10000

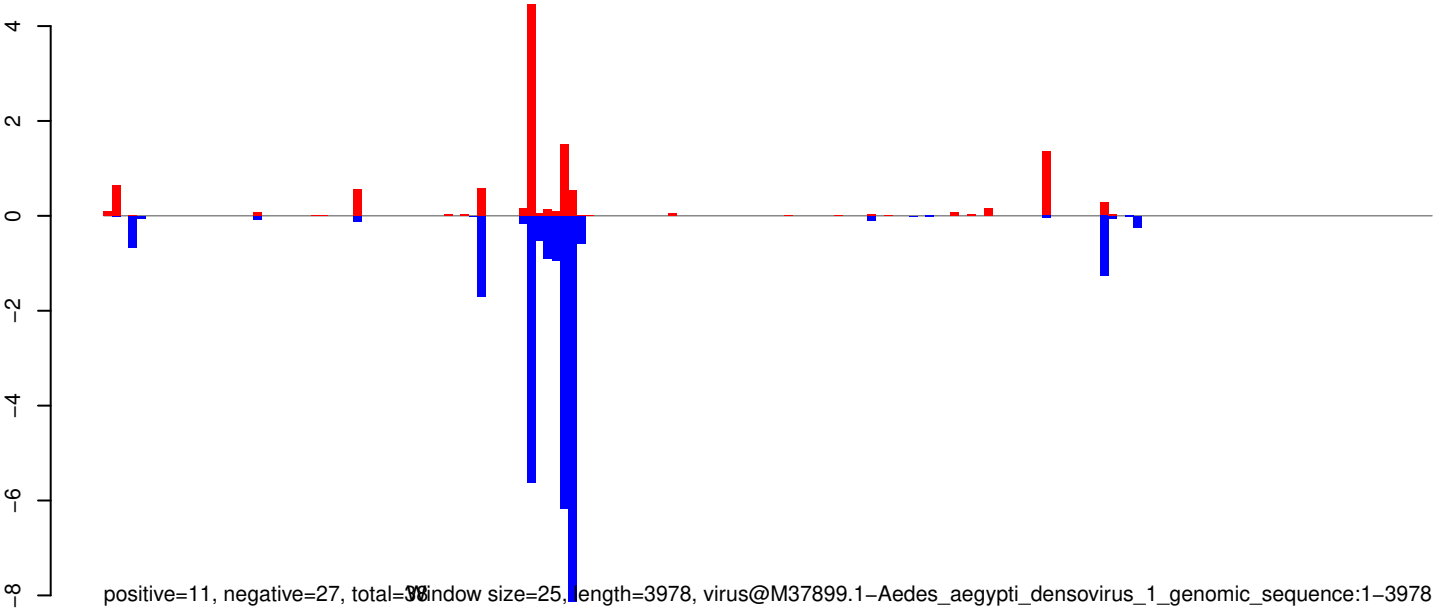
**AeAeg\_Aag2\_GFP\_r123\_ZA.18\_23.rep**



**AeAeg\_Aag2\_GFP\_r123\_ZA.24\_35.rep**

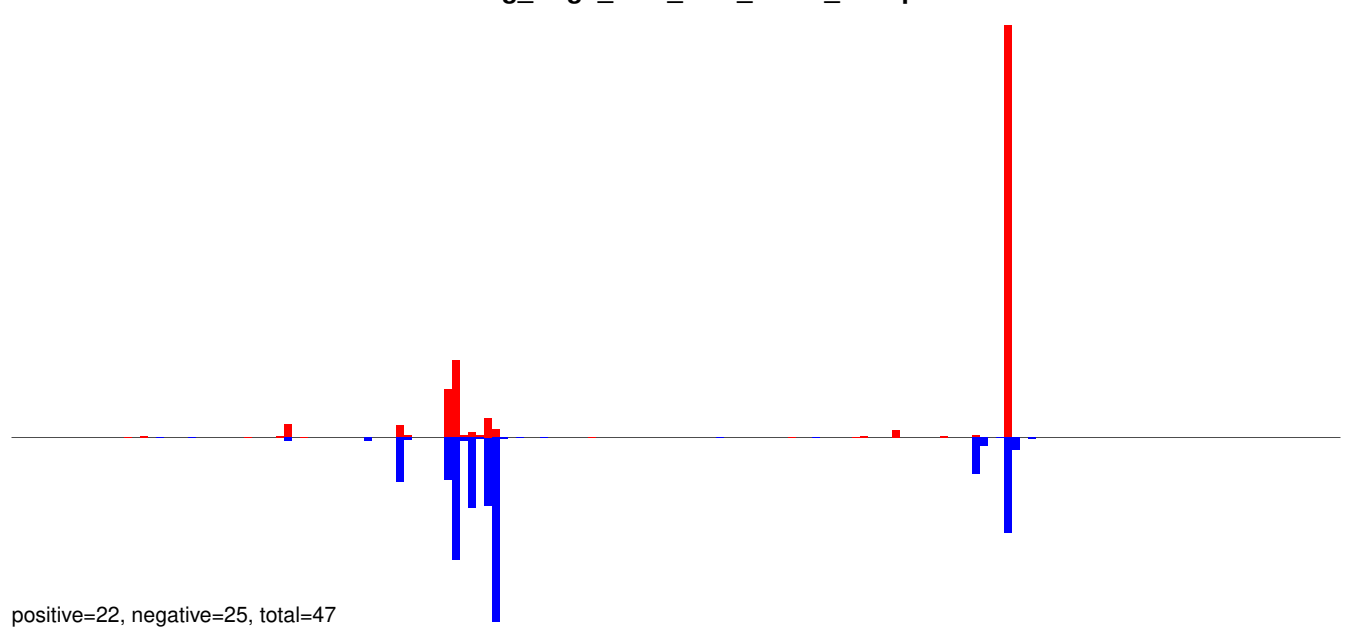


**AeAeg\_Aag2\_GFP\_r123\_ZA.rep**




Window size=25, length=3978, virus@M37899.1-Aedes\_aegypti\_densovirus\_1\_genomic\_sequence:1-3978

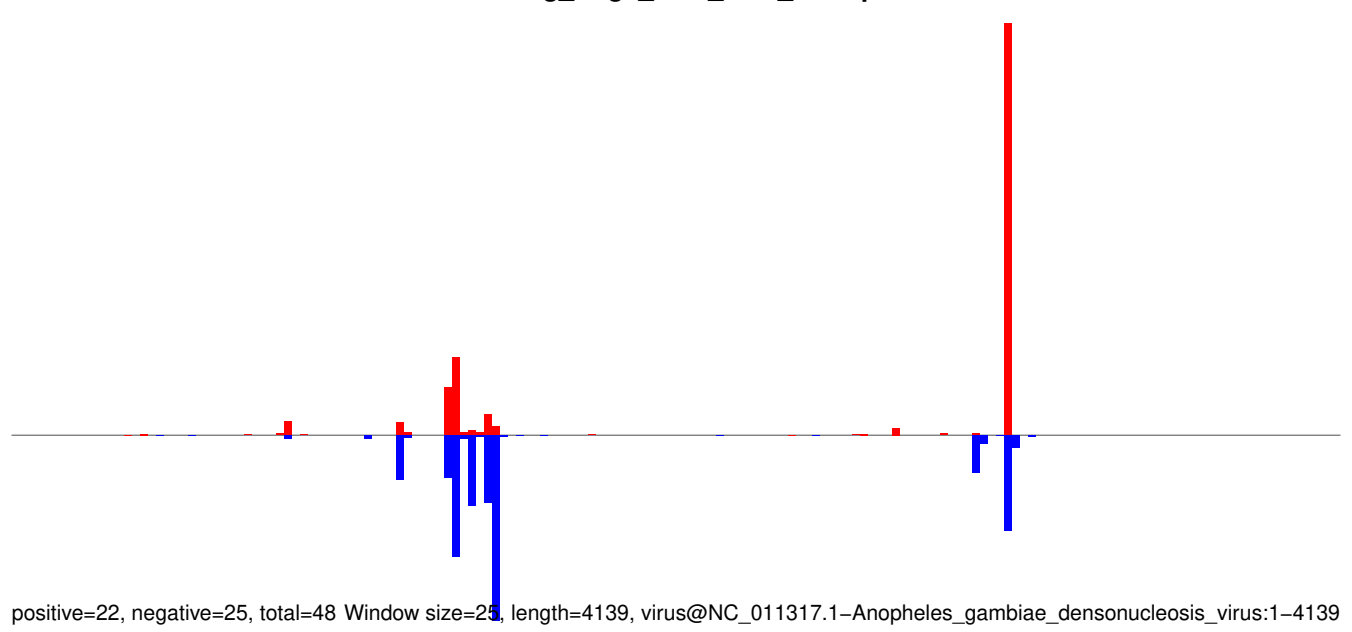
**AeAeg\_Aag2\_GFP\_r123\_ZA.18\_23.rep**



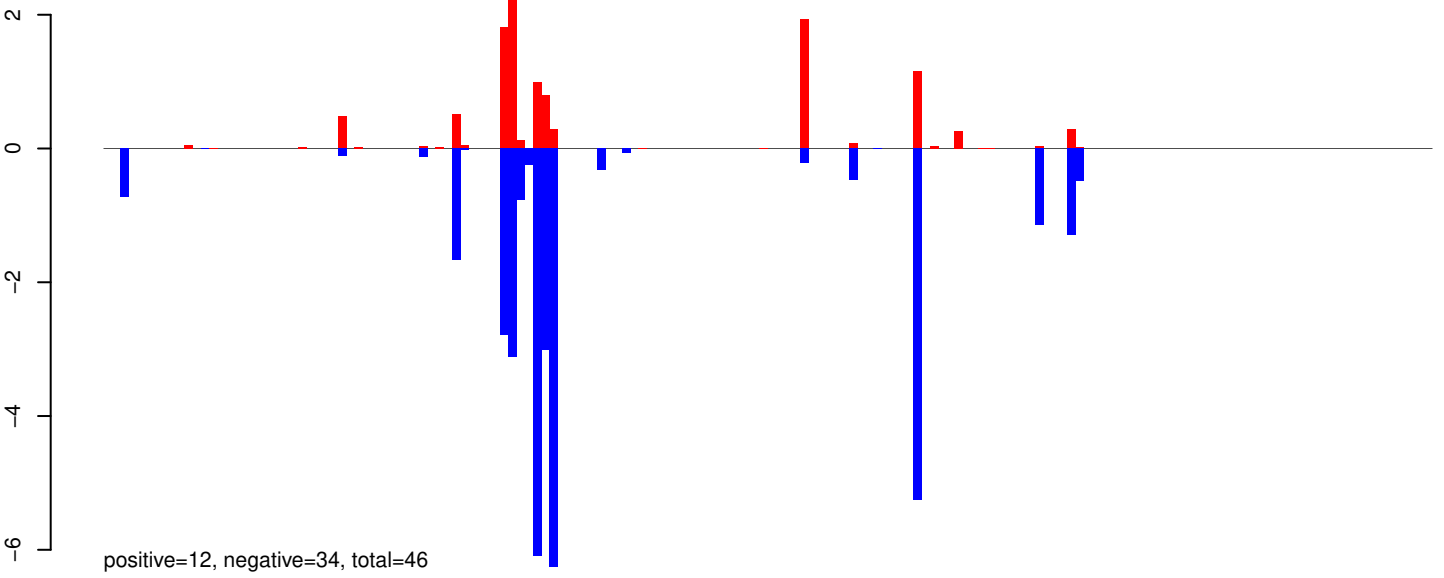
**AeAeg\_Aag2\_GFP\_r123\_ZA.24\_35.rep**



**AeAeg\_Aag2\_GFP\_r123\_ZA.rep**



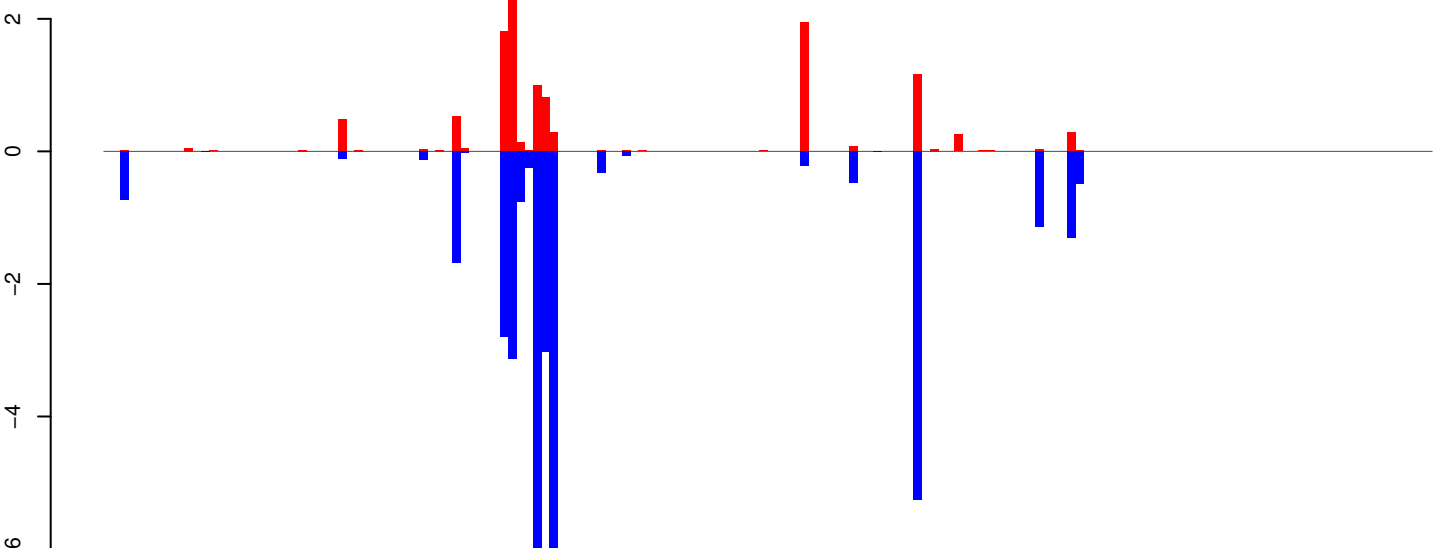
**AeAeg\_Aag2\_GFP\_r123\_ZA.18\_23.rep**



**AeAeg\_Aag2\_GFP\_r123\_ZA.24\_35.rep**



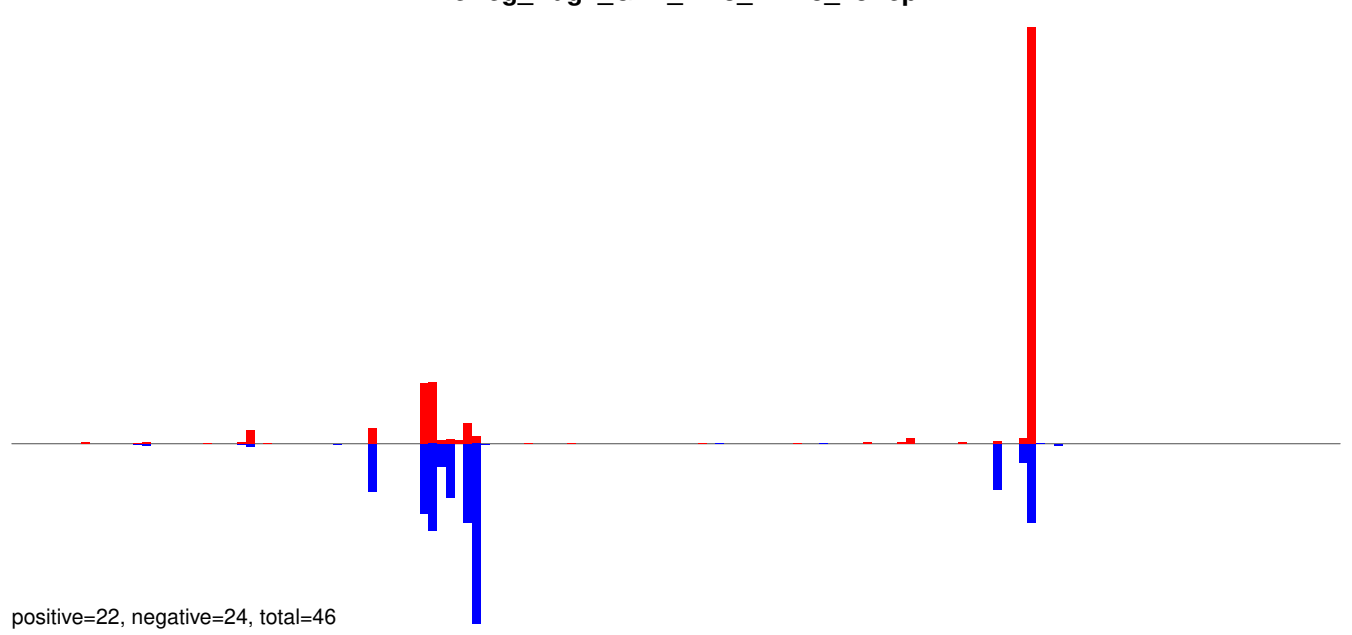
**AeAeg\_Aag2\_GFP\_r123\_ZA.rep**




bow size=12, head=12, tail=34, total=46, A109551.2-Aedes albopictus\_C6\_36\_cell\_densovirus\_non-structural\_protein\_1\_NS-1\_non-structural:1-4094

0 1000 2000 3000 4000

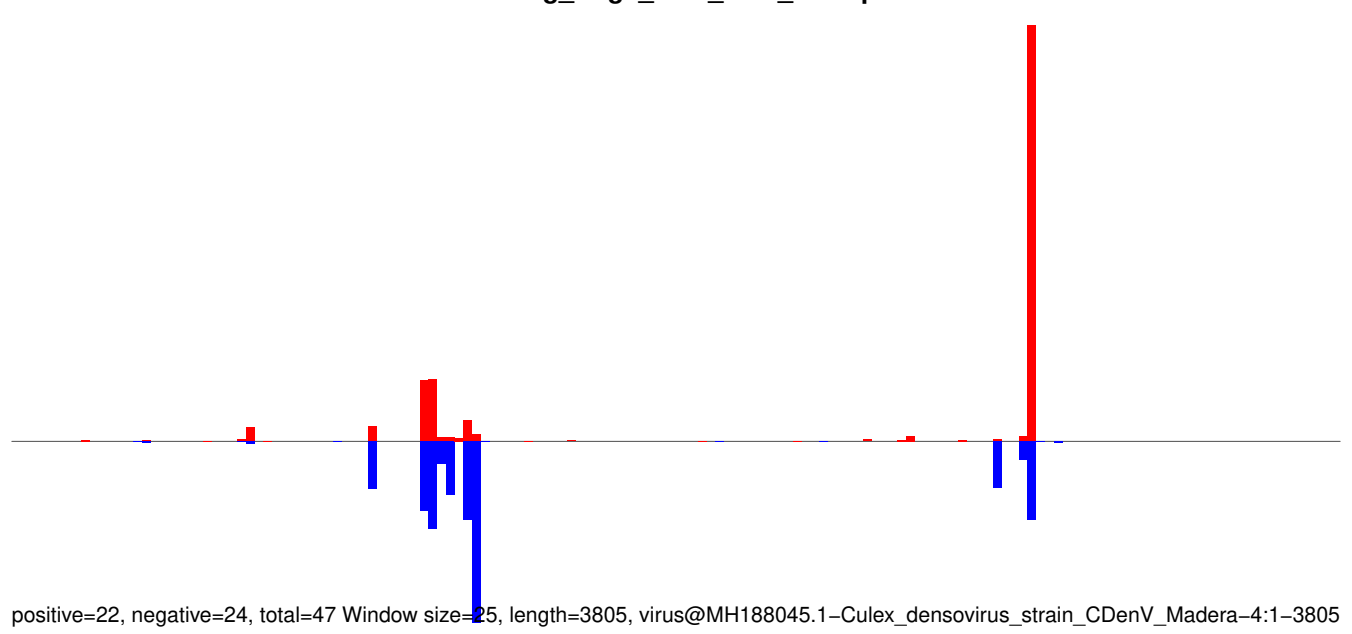
**AeAeg\_Aag2\_GFP\_r123\_ZA.18\_23.rep**



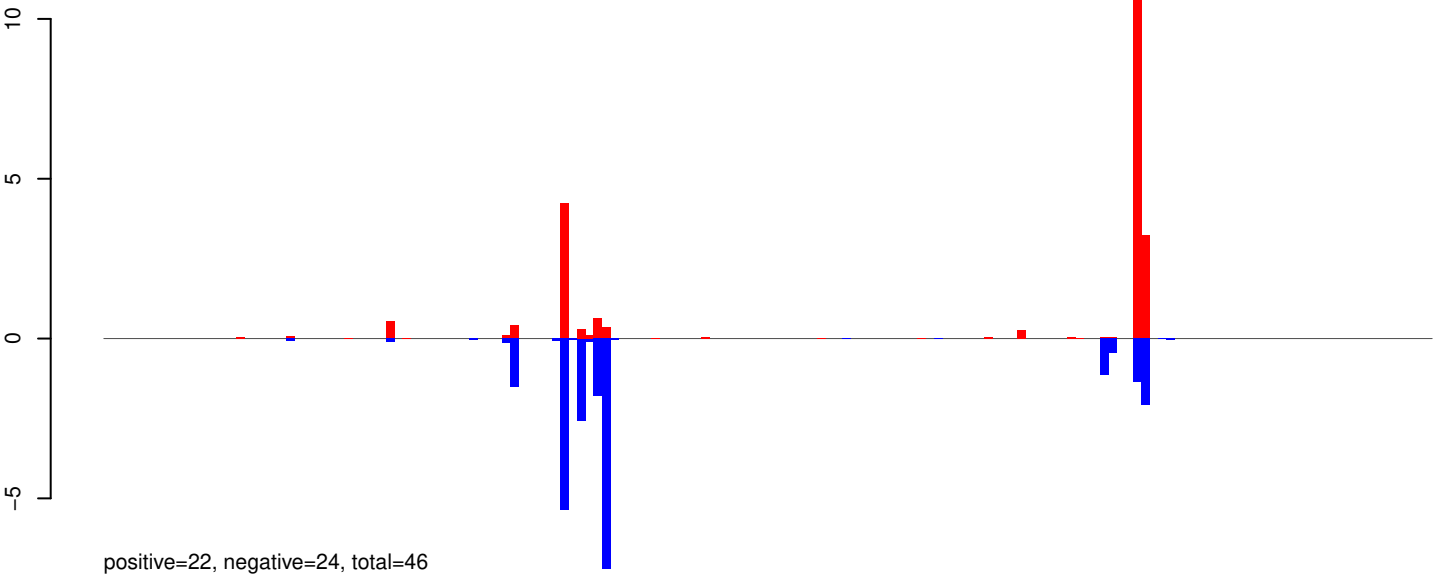
**AeAeg\_Aag2\_GFP\_r123\_ZA.24\_35.rep**



**AeAeg\_Aag2\_GFP\_r123\_ZA.rep**



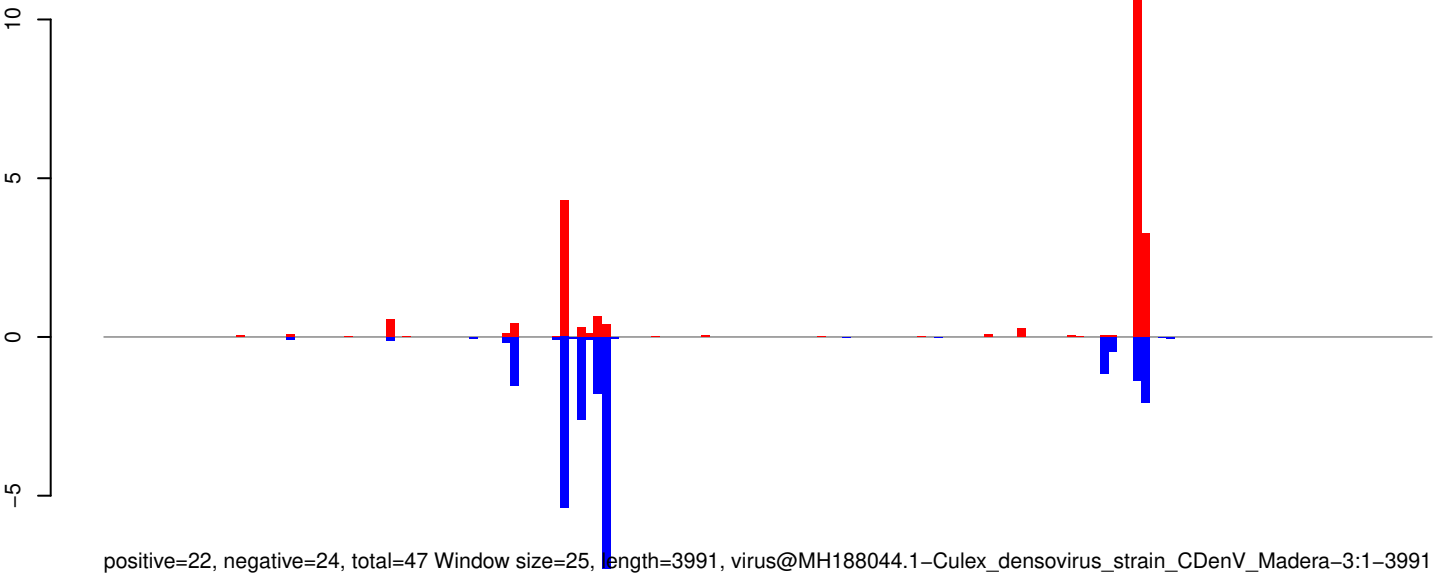
**AeAeg\_Aag2\_GFP\_r123\_ZA.18\_23.rep**



**AeAeg\_Aag2\_GFP\_r123\_ZA.24\_35.rep**

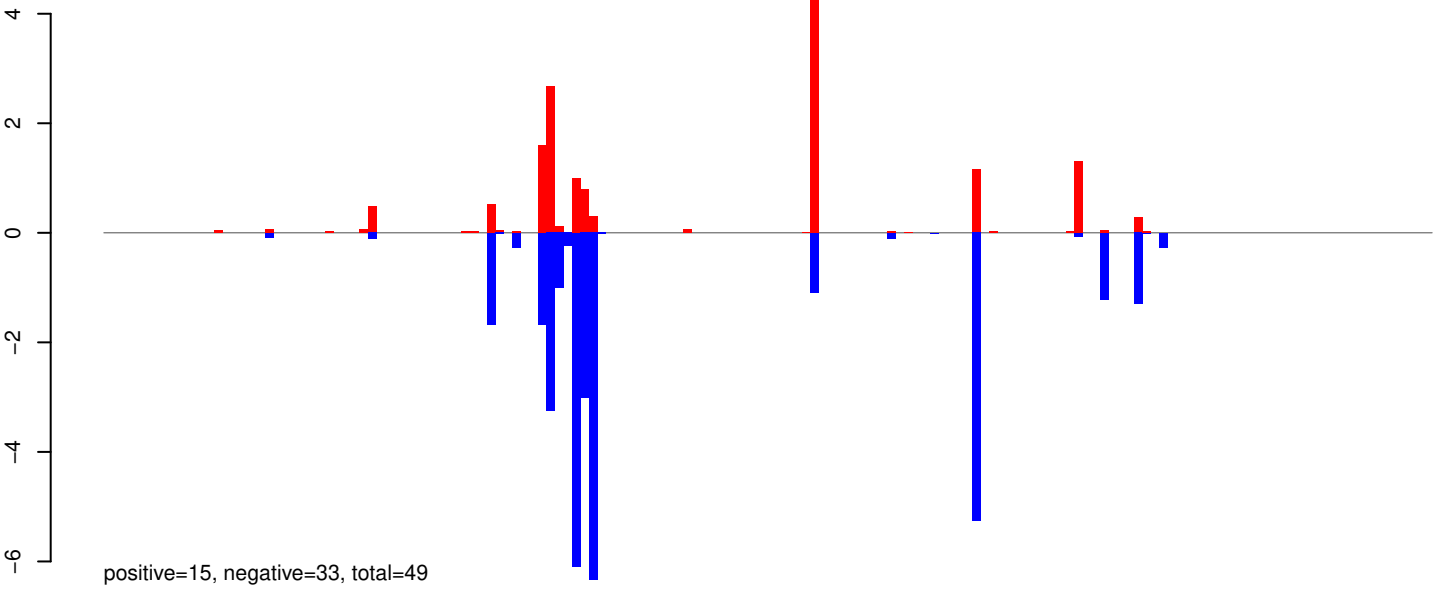


**AeAeg\_Aag2\_GFP\_r123\_ZA.rep**

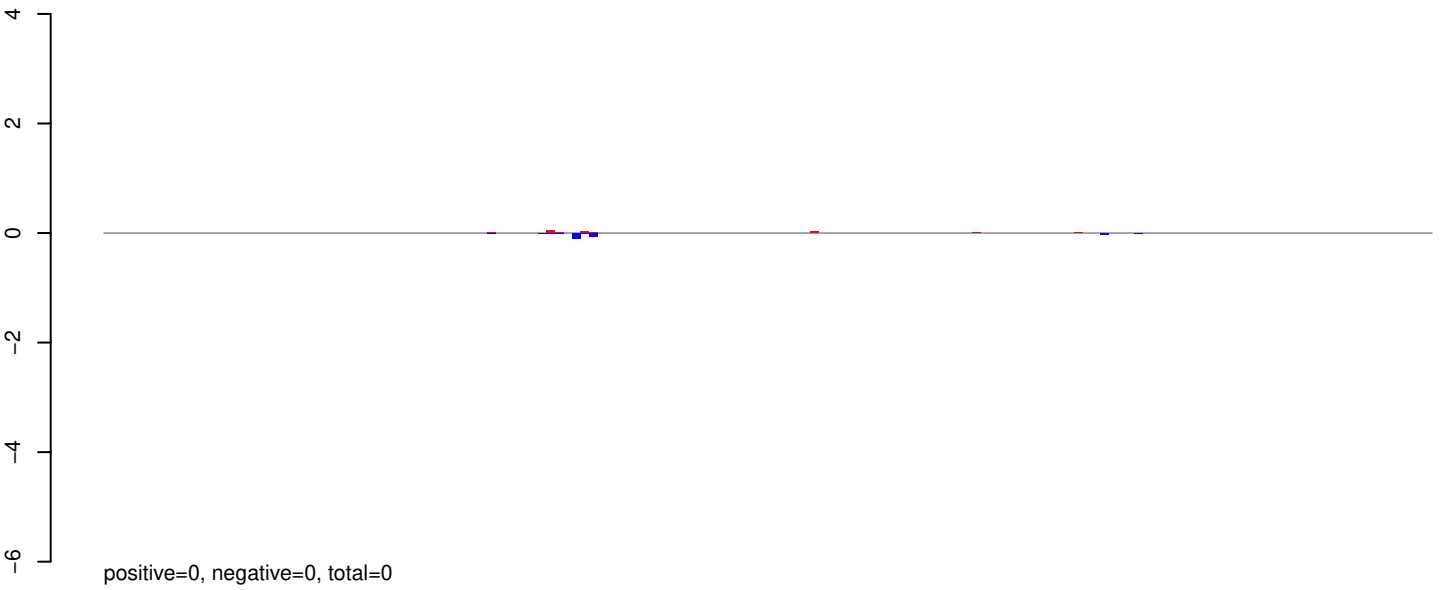


0 1000 2000 3000 4000

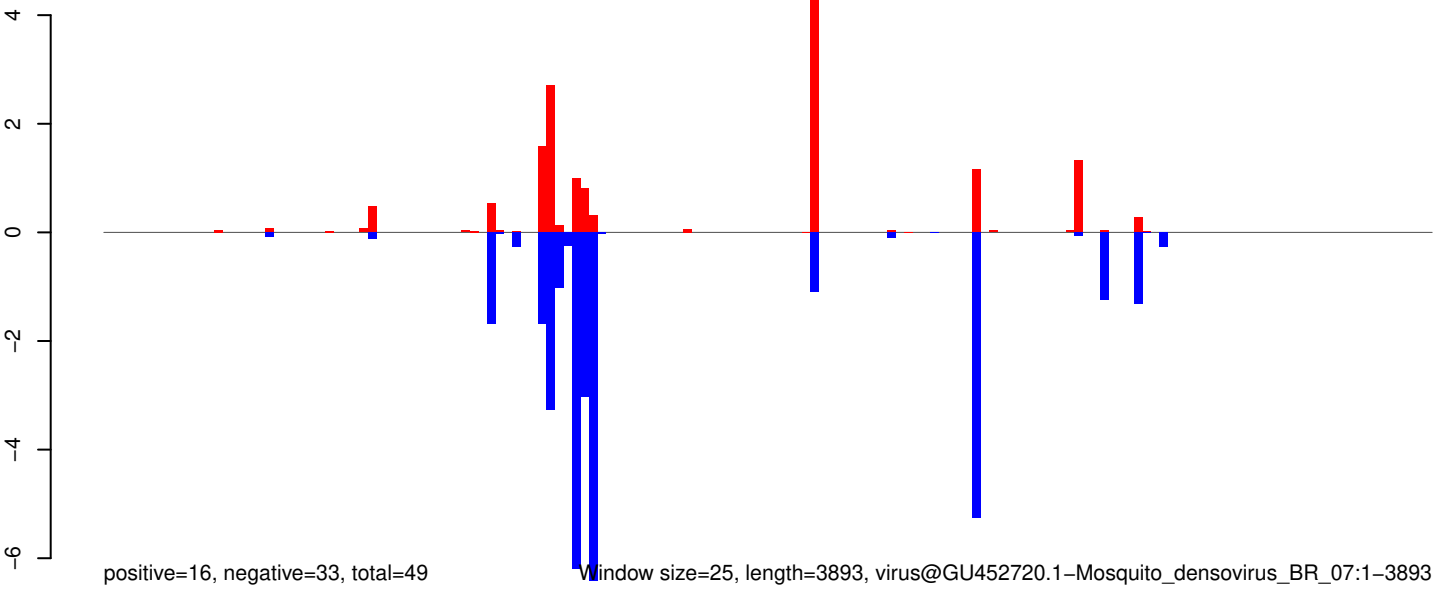
**AeAeg\_Aag2\_GFP\_r123\_ZA.18\_23.rep**



**AeAeg\_Aag2\_GFP\_r123\_ZA.24\_35.rep**



**AeAeg\_Aag2\_GFP\_r123\_ZA.rep**

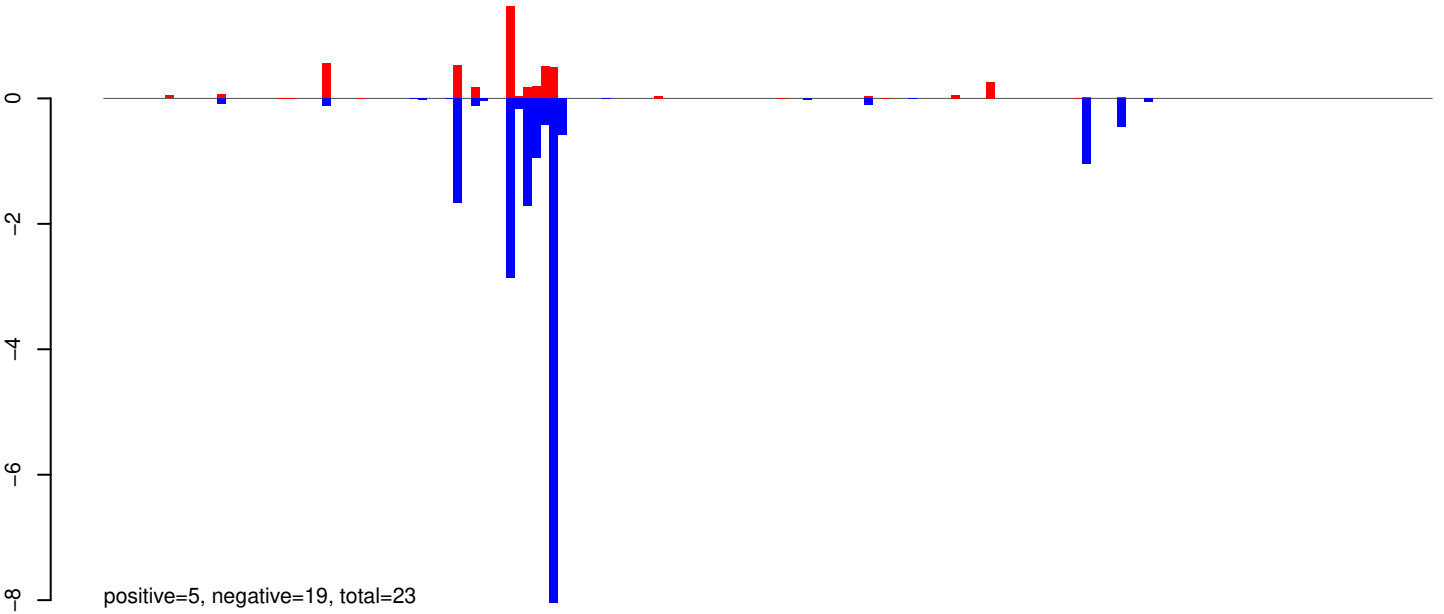


Window size=25, length=3893, virus@GU452720.1-Mosquito\_densovirus\_BR\_07:1-3893

0 1000 2000 3000 4000



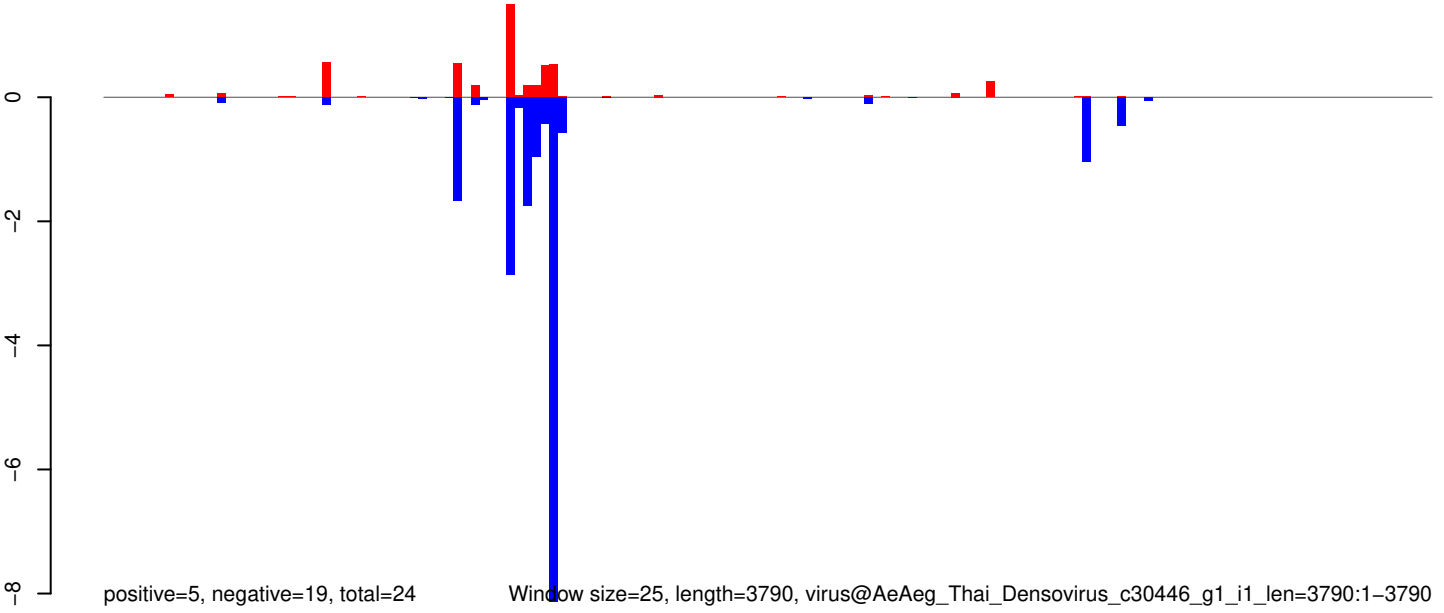
**AeAeg\_Aag2\_GFP\_r123\_ZA.18\_23.rep**



**AeAeg\_Aag2\_GFP\_r123\_ZA.24\_35.rep**



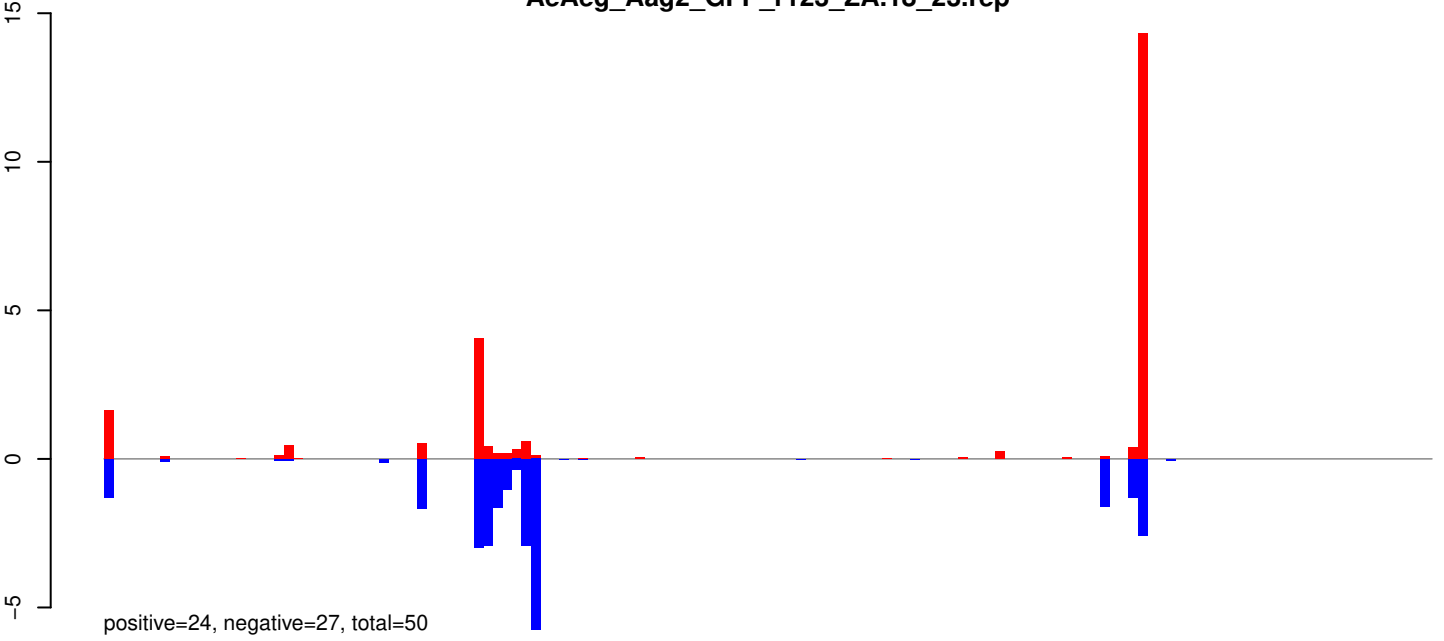
**AeAeg\_Aag2\_GFP\_r123\_ZA.rep**



Window size=25, length=3790, virus@AeAeg\_Thai\_Densovirus\_c30446\_g1\_i1\_len=3790:1-3790

0 1000 2000 3000

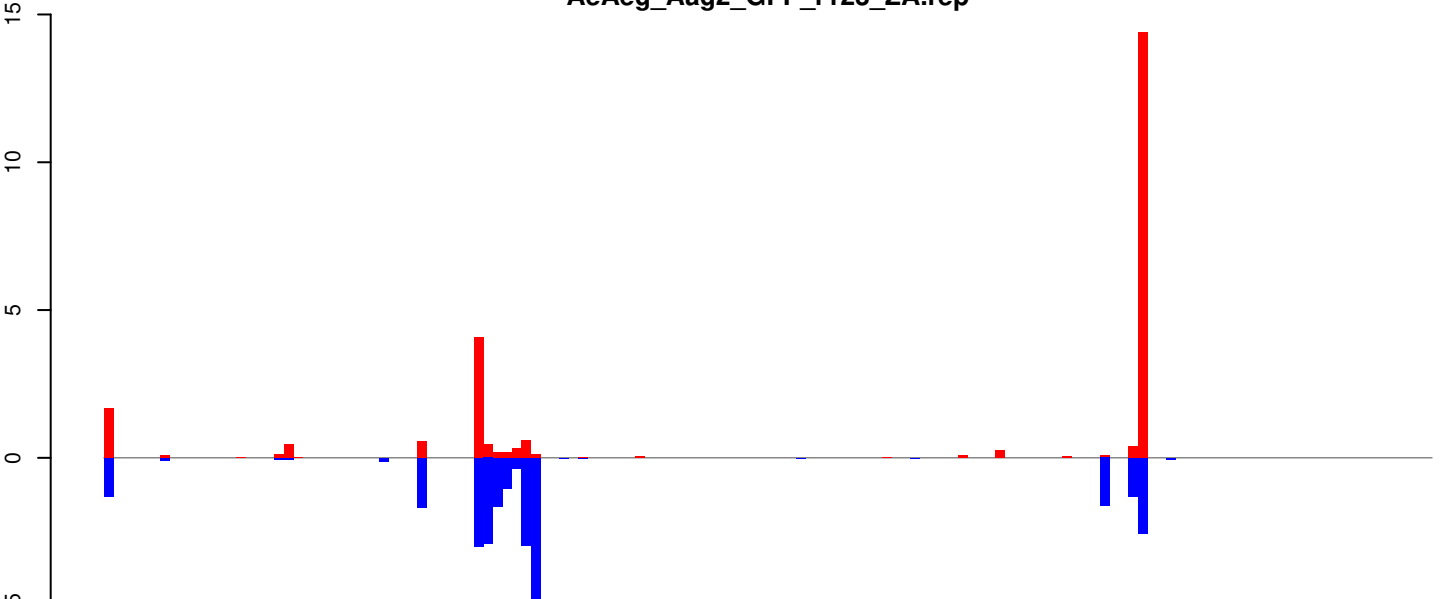
**AeAeg\_Aag2\_GFP\_r123\_ZA.18\_23.rep**



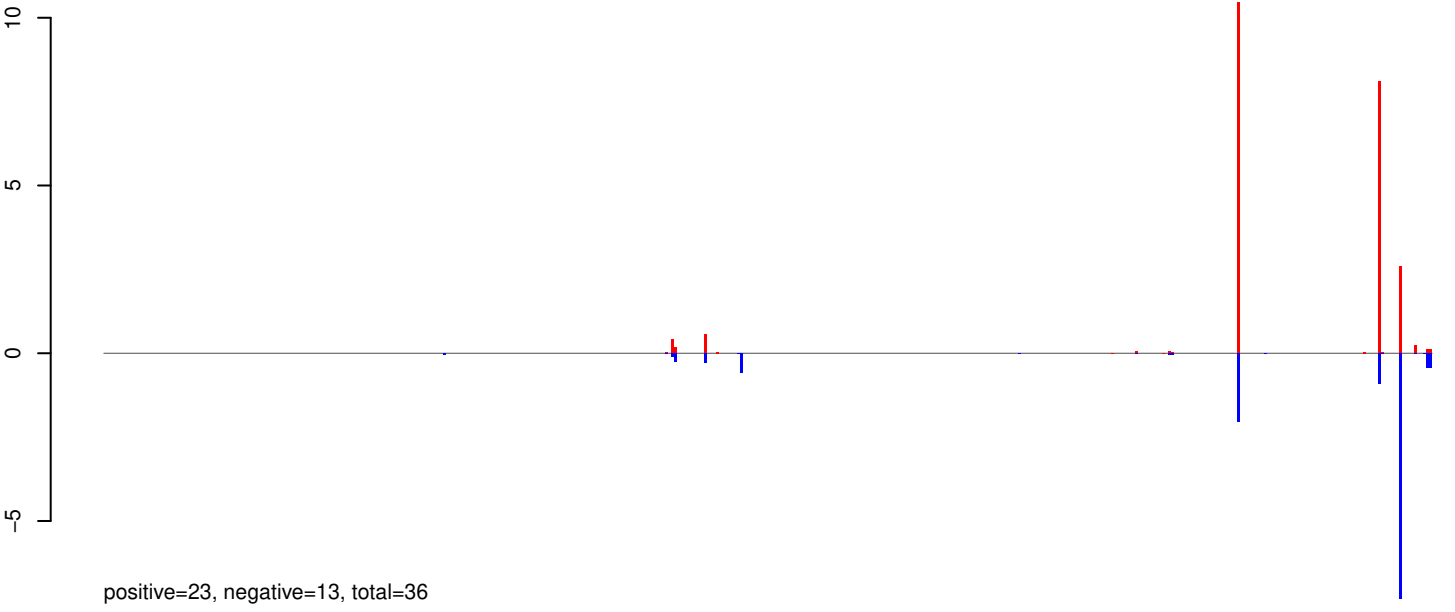
**AeAeg\_Aag2\_GFP\_r123\_ZA.24\_35.rep**




**AeAeg\_Aag2\_GFP\_r123\_ZA.rep**



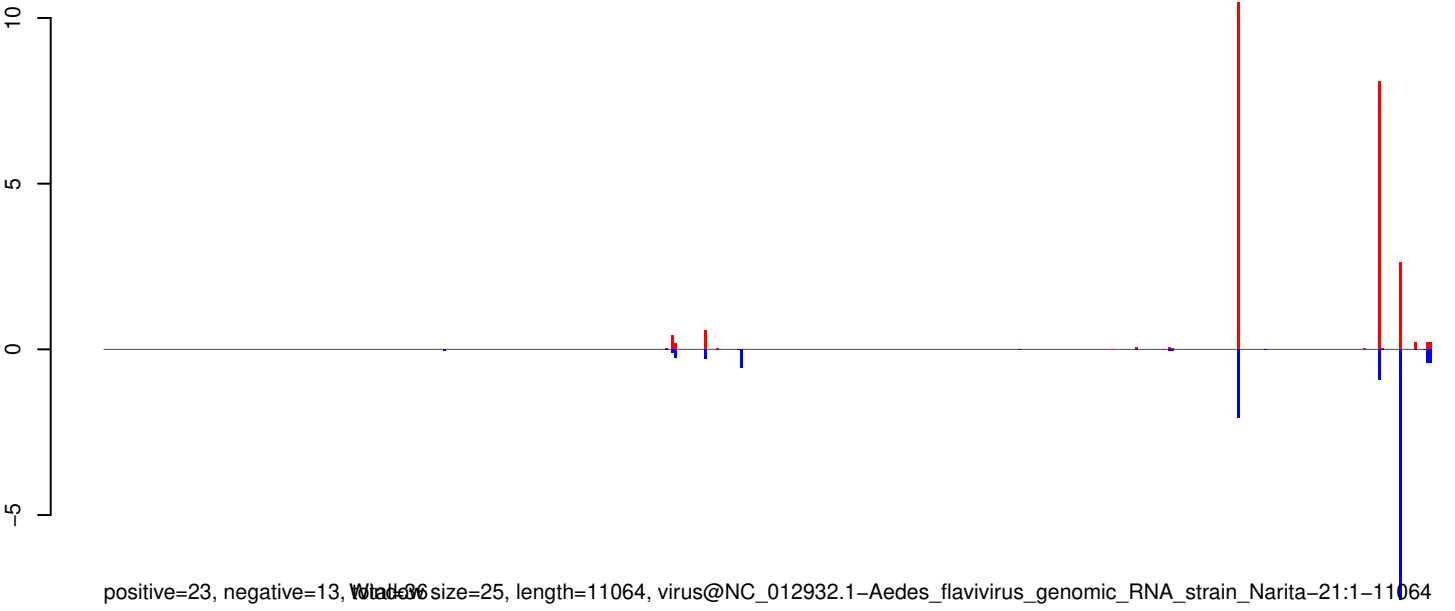
**AeAeg\_Aag2\_GFP\_r123\_ZA.18\_23.rep**



**AeAeg\_Aag2\_GFP\_r123\_ZA.24\_35.rep**



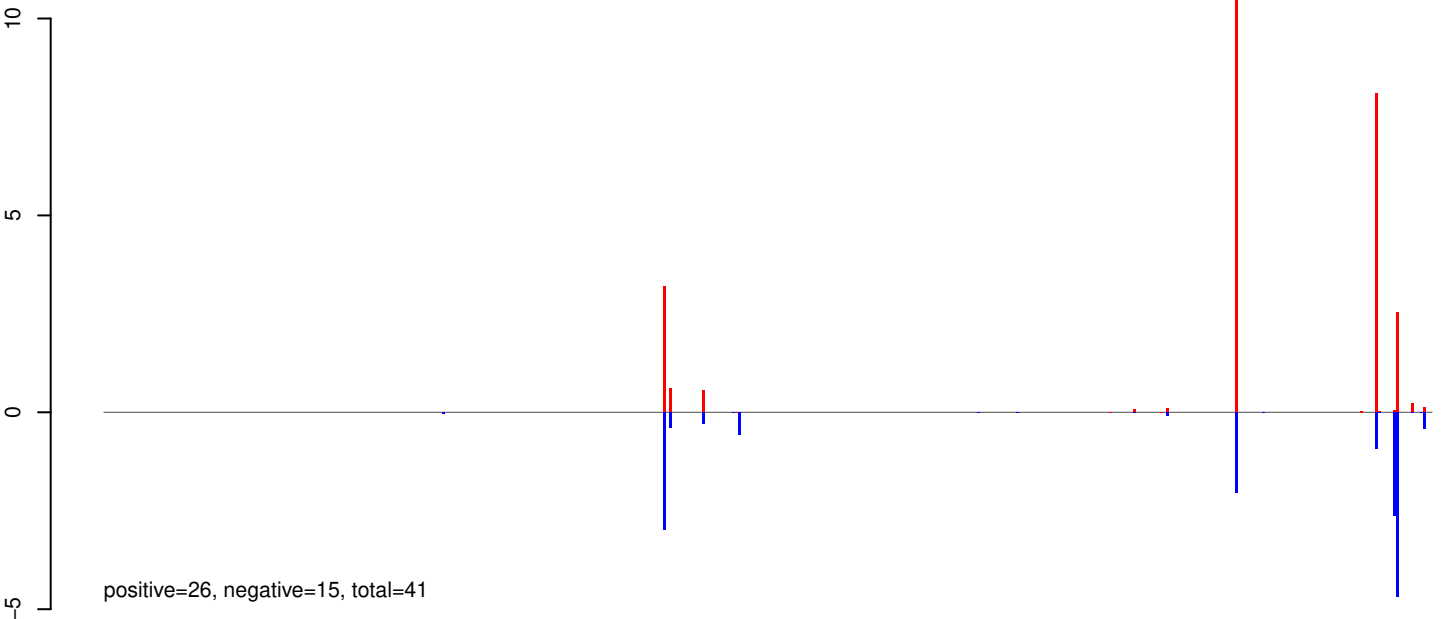
**AeAeg\_Aag2\_GFP\_r123\_ZA.rep**




Window size=25, length=11064, virus@NC\_012932.1-Aedes\_flavivirus\_genomic\_RNA\_strain\_Narita-21:1-11064

0 2000 4000 6000 8000 10000

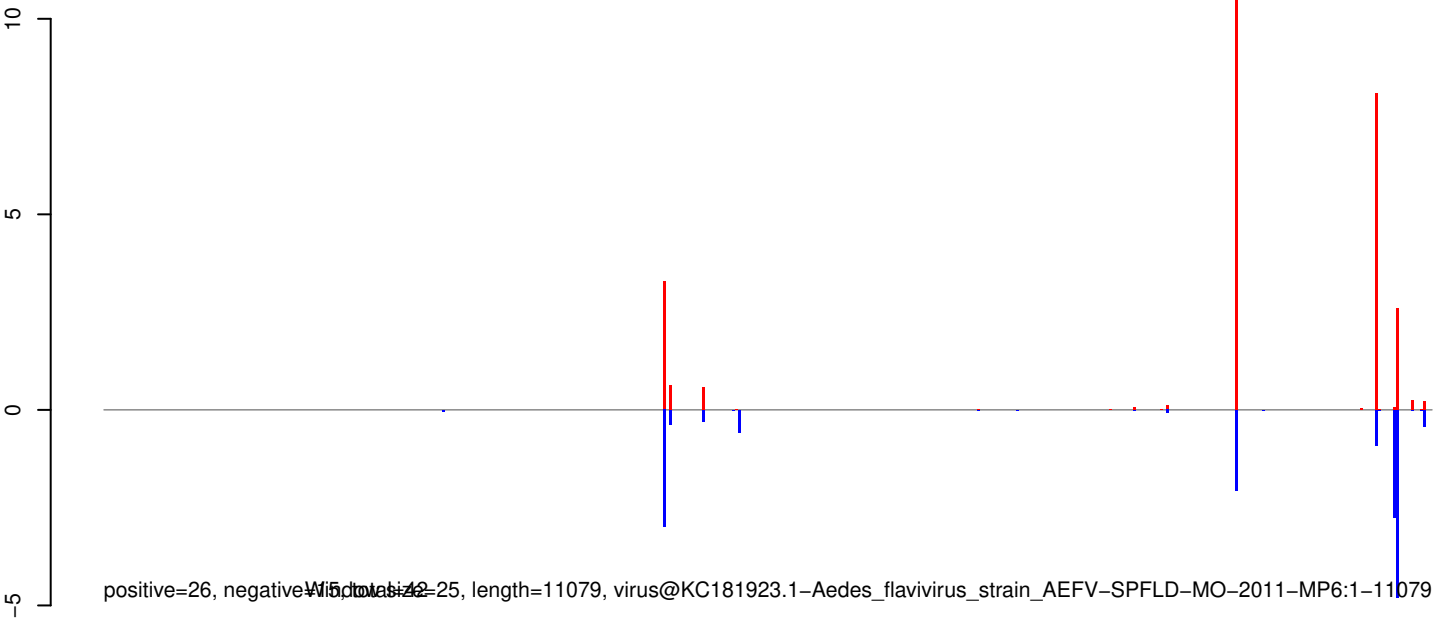
**AeAeg\_Aag2\_GFP\_r123\_ZA.18\_23.rep**



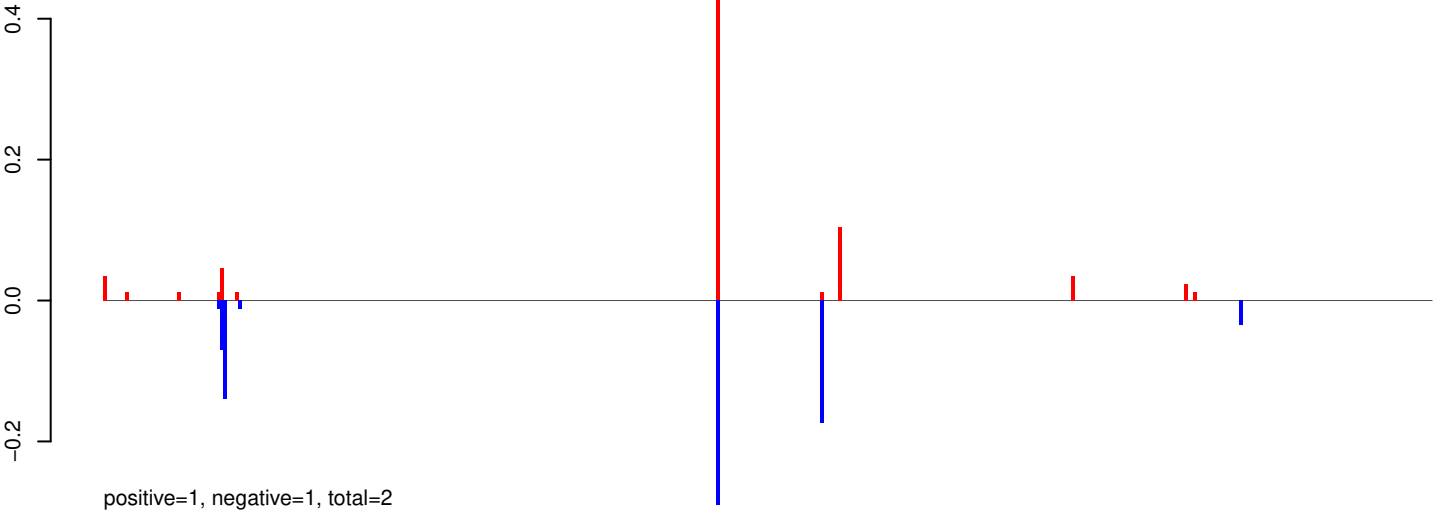
**AeAeg\_Aag2\_GFP\_r123\_ZA.24\_35.rep**




**AeAeg\_Aag2\_GFP\_r123\_ZA.rep**



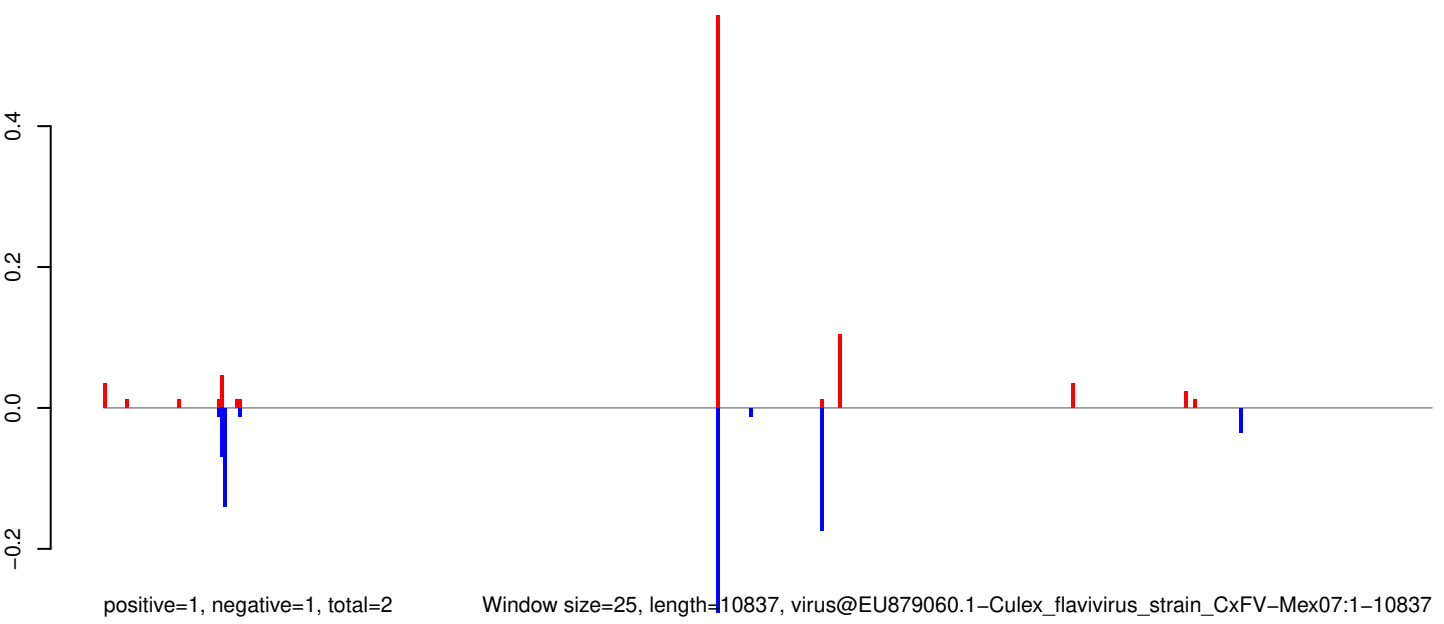
**AeAeg\_Aag2\_GFP\_r123\_ZA.18\_23.rep**



**AeAeg\_Aag2\_GFP\_r123\_ZA.24\_35.rep**




**AeAeg\_Aag2\_GFP\_r123\_ZA.rep**




Window size=25, length=10837, virus@EU879060.1-Culex\_flavivirus\_strain\_CxFV-Mex07:1-10837

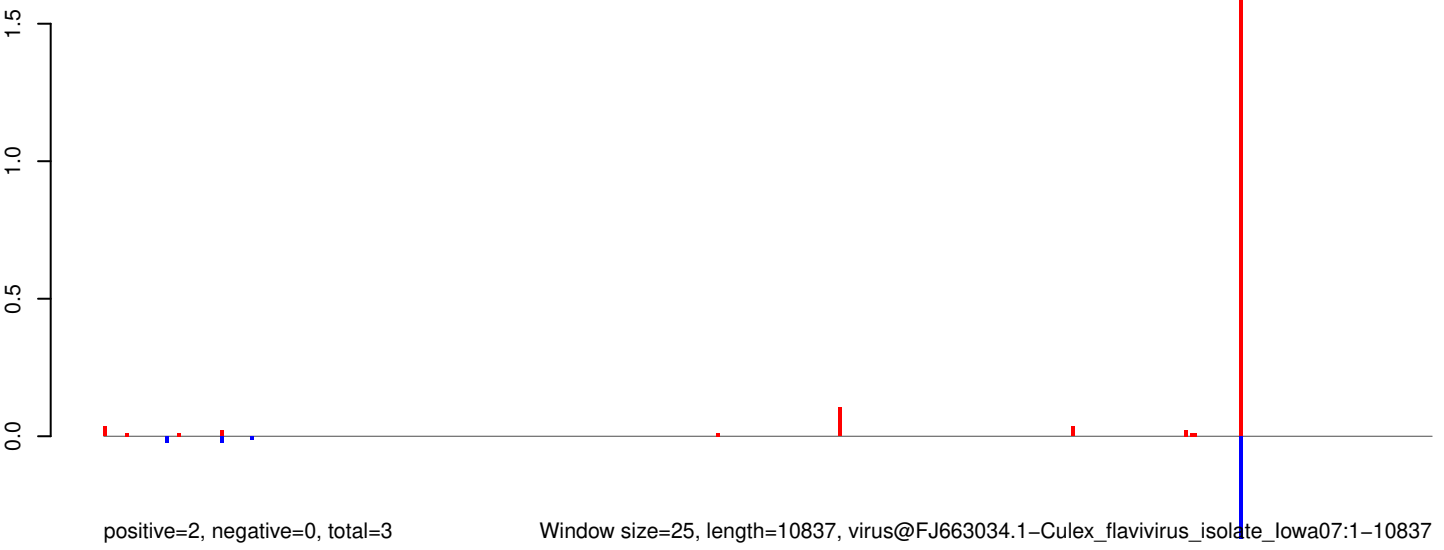
**AeAeg\_Aag2\_GFP\_r123\_ZA.18\_23.rep**



**AeAeg\_Aag2\_GFP\_r123\_ZA.24\_35.rep**




**AeAeg\_Aag2\_GFP\_r123\_ZA.rep**




Window size=25, length=10837, virus@FJ663034.1-Culex\_flavivirus\_isolate\_lowa07:1-10837

0 2000 4000 6000 8000 10000


**AeAeg\_Aag2\_GFP\_r123\_ZA.18\_23.rep**



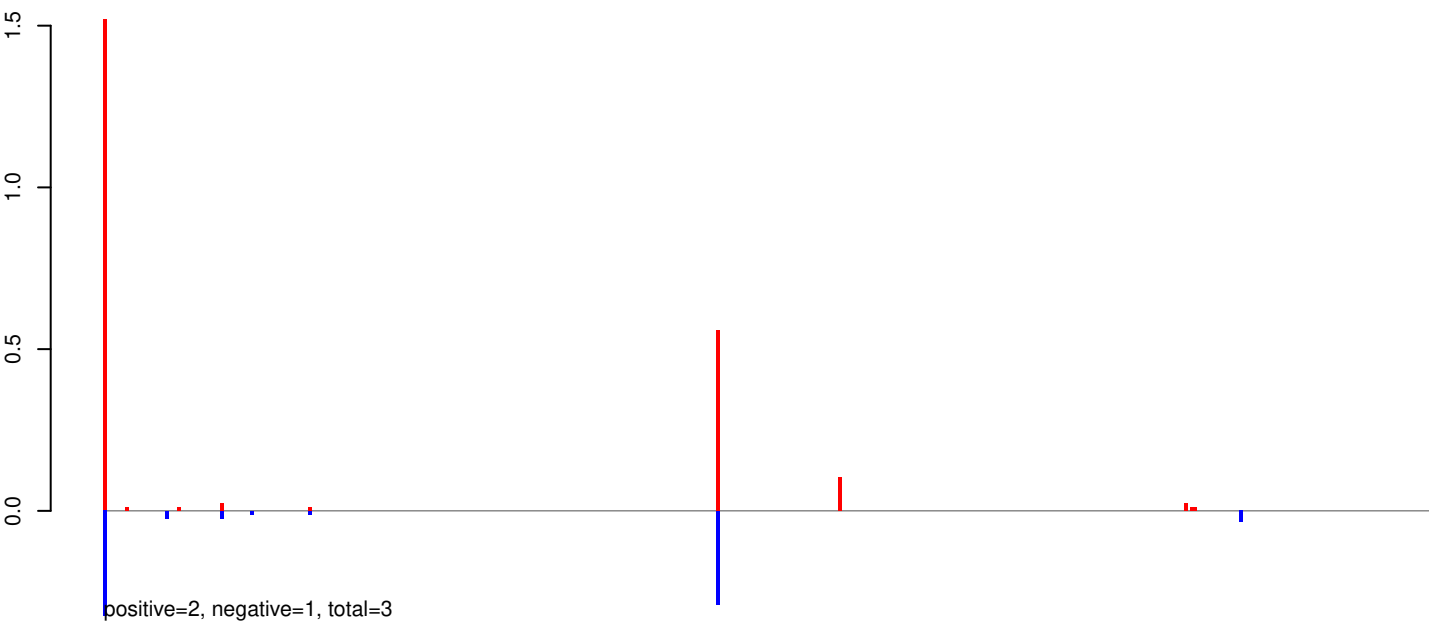
**AeAeg\_Aag2\_GFP\_r123\_ZA.24\_35.rep**




**AeAeg\_Aag2\_GFP\_r123\_ZA.rep**



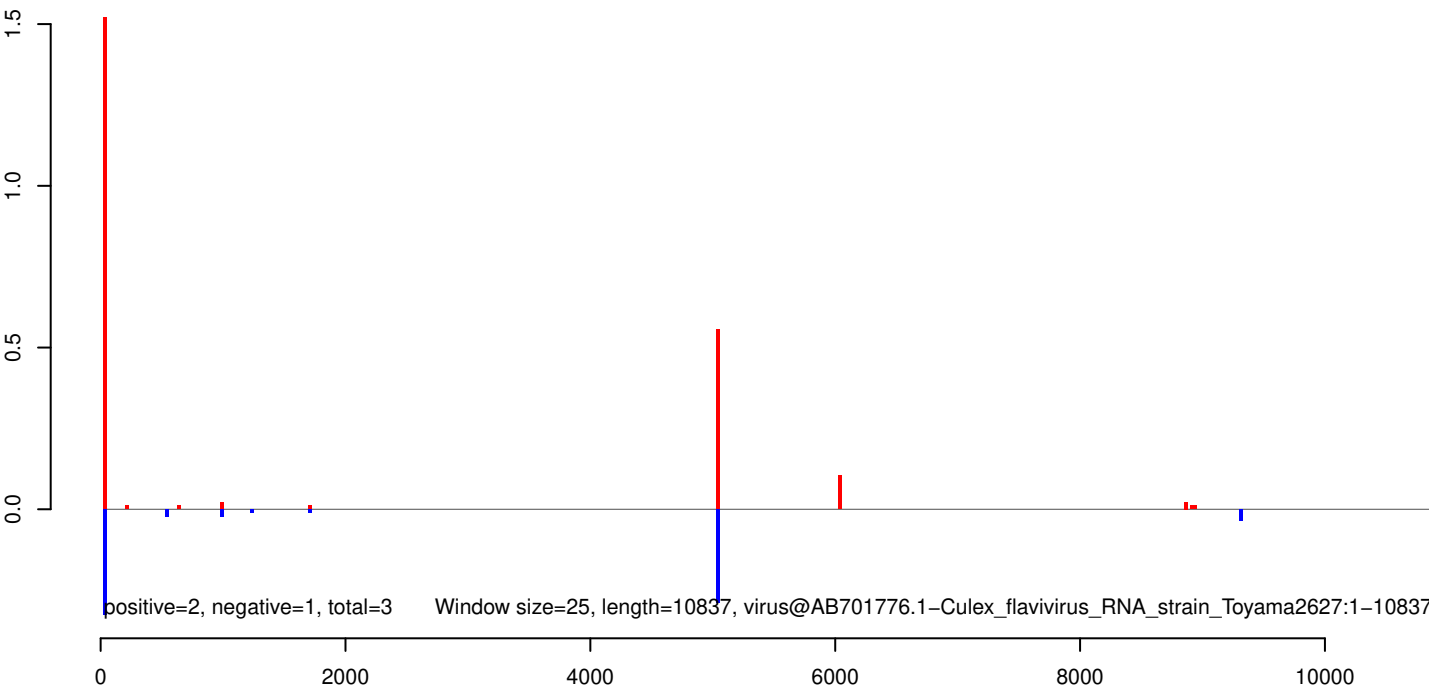
**AeAeg\_Aag2\_GFP\_r123\_ZA.18\_23.rep**



**AeAeg\_Aag2\_GFP\_r123\_ZA.24\_35.rep**




**AeAeg\_Aag2\_GFP\_r123\_ZA.rep**






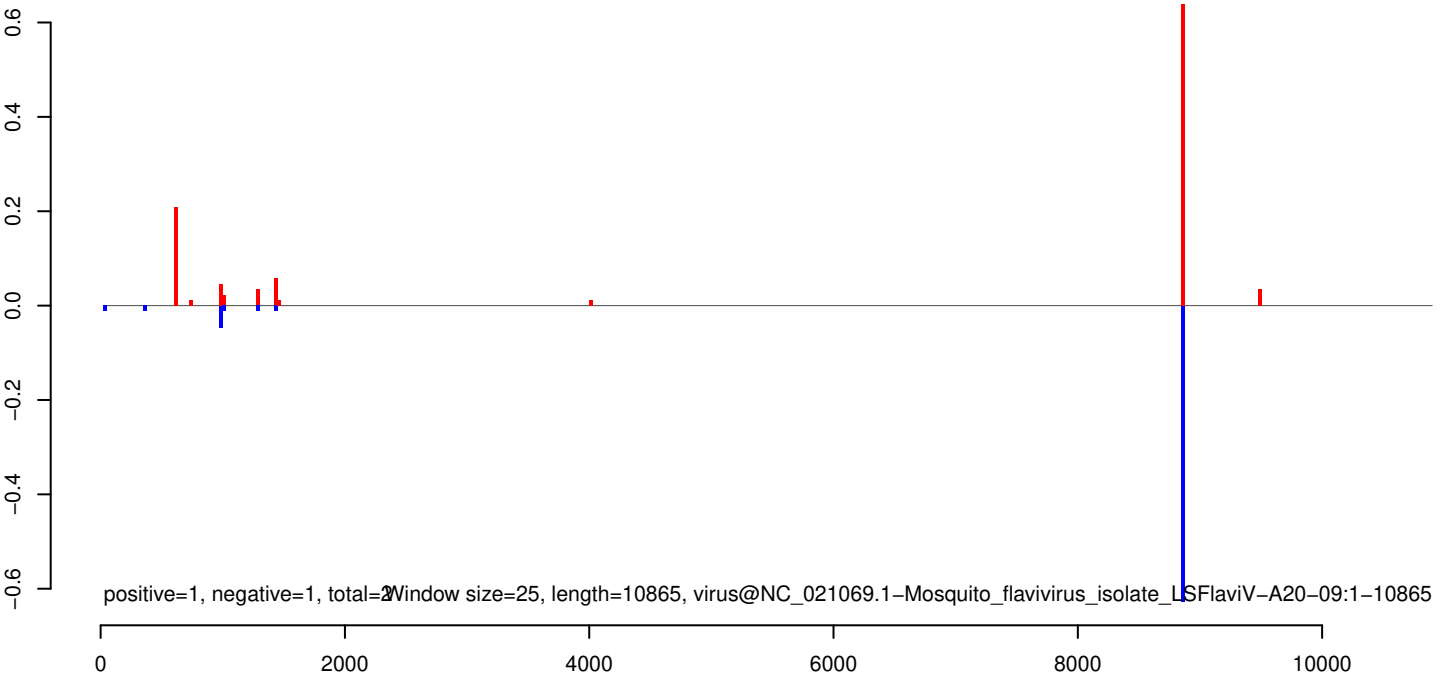
**AeAeg\_Aag2\_GFP\_r123\_ZA.18\_23.rep**



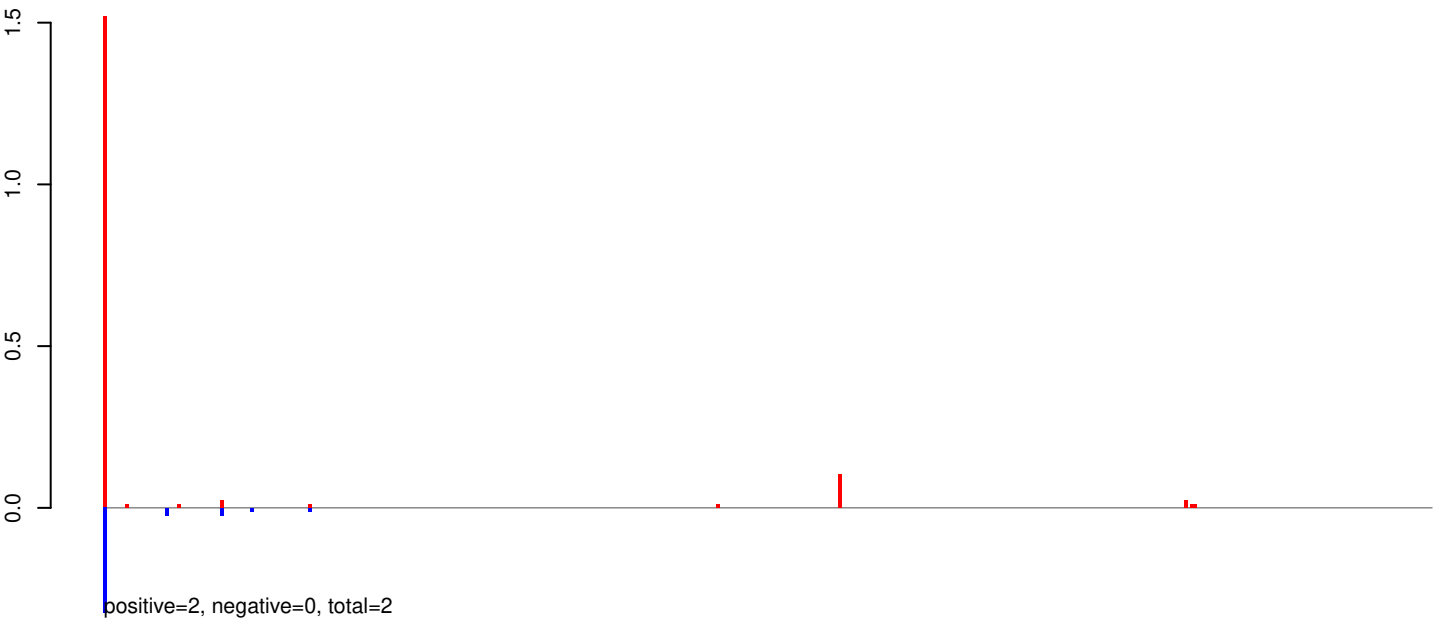
**AeAeg\_Aag2\_GFP\_r123\_ZA.24\_35.rep**



**AeAeg\_Aag2\_GFP\_r123\_ZA.rep**



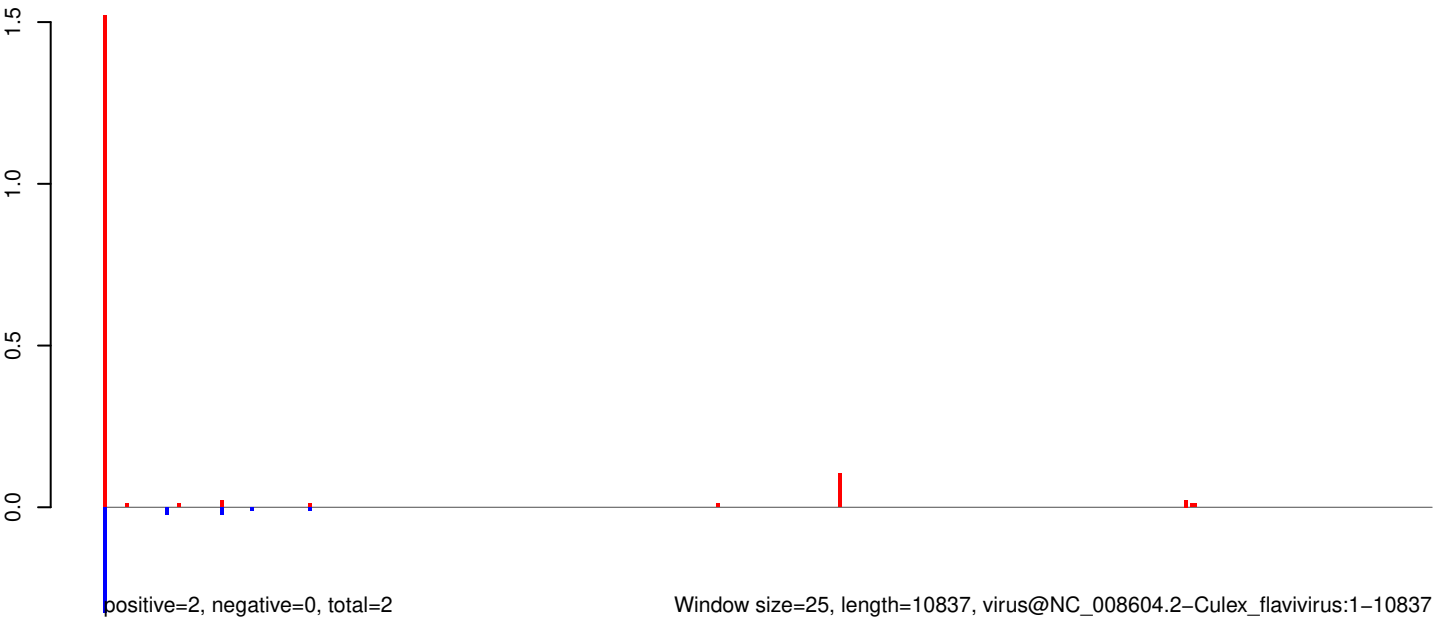
**AeAeg\_Aag2\_GFP\_r123\_ZA.18\_23.rep**




**AeAeg\_Aag2\_GFP\_r123\_ZA.24\_35.rep**



**AeAeg\_Aag2\_GFP\_r123\_ZA.rep**



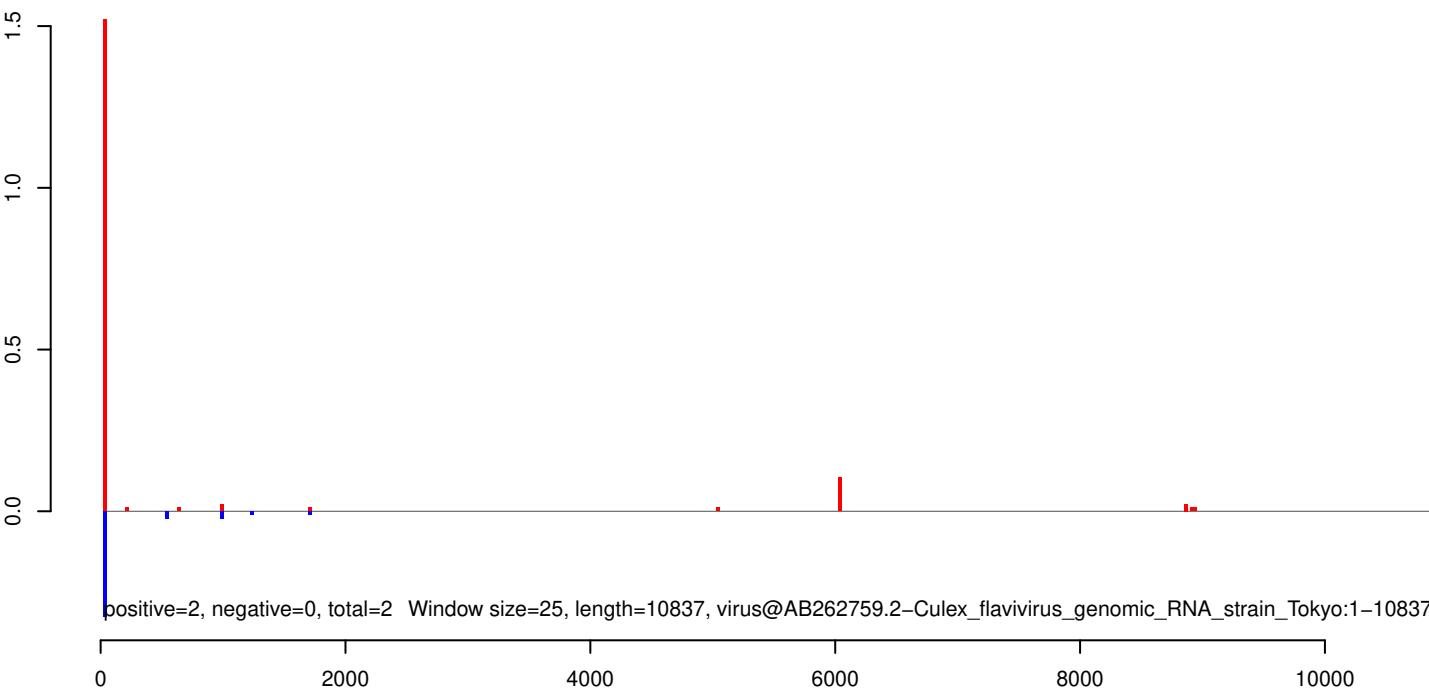
**AeAeg\_Aag2\_GFP\_r123\_ZA.18\_23.rep**



**AeAeg\_Aag2\_GFP\_r123\_ZA.24\_35.rep**




**AeAeg\_Aag2\_GFP\_r123\_ZA.rep**



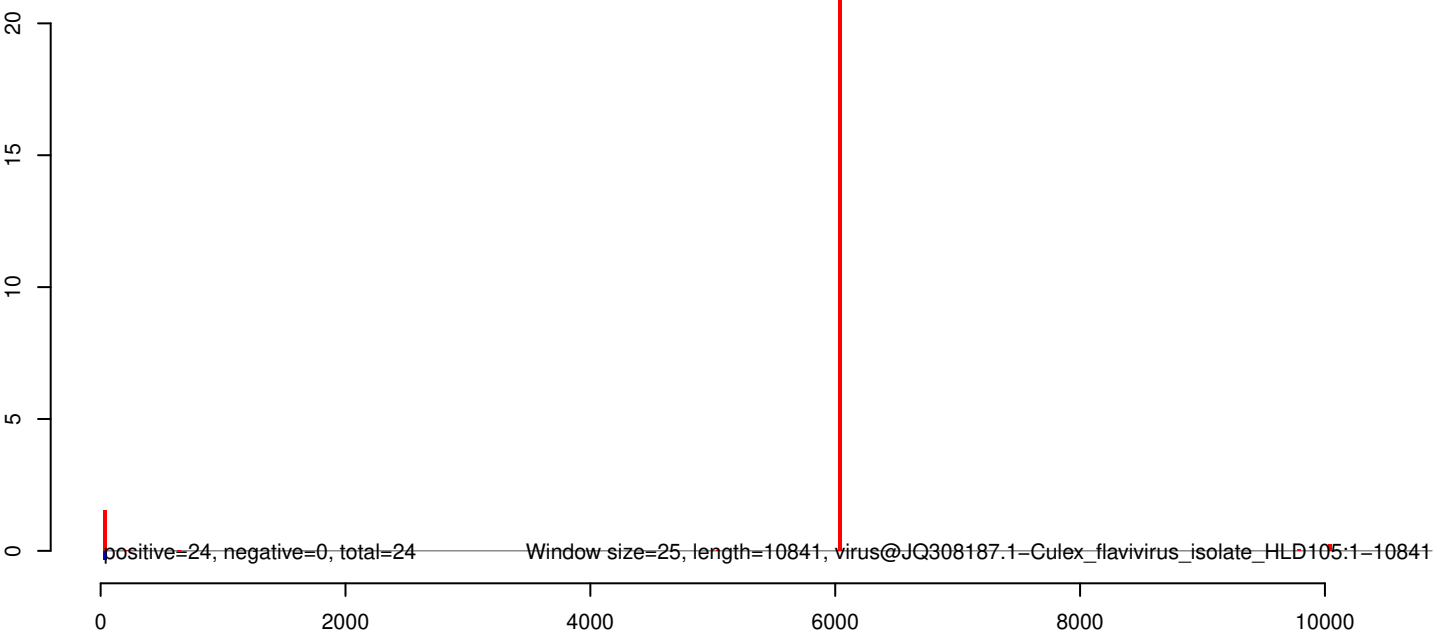
**AeAeg\_Aag2\_GFP\_r123\_ZA.18\_23.rep**



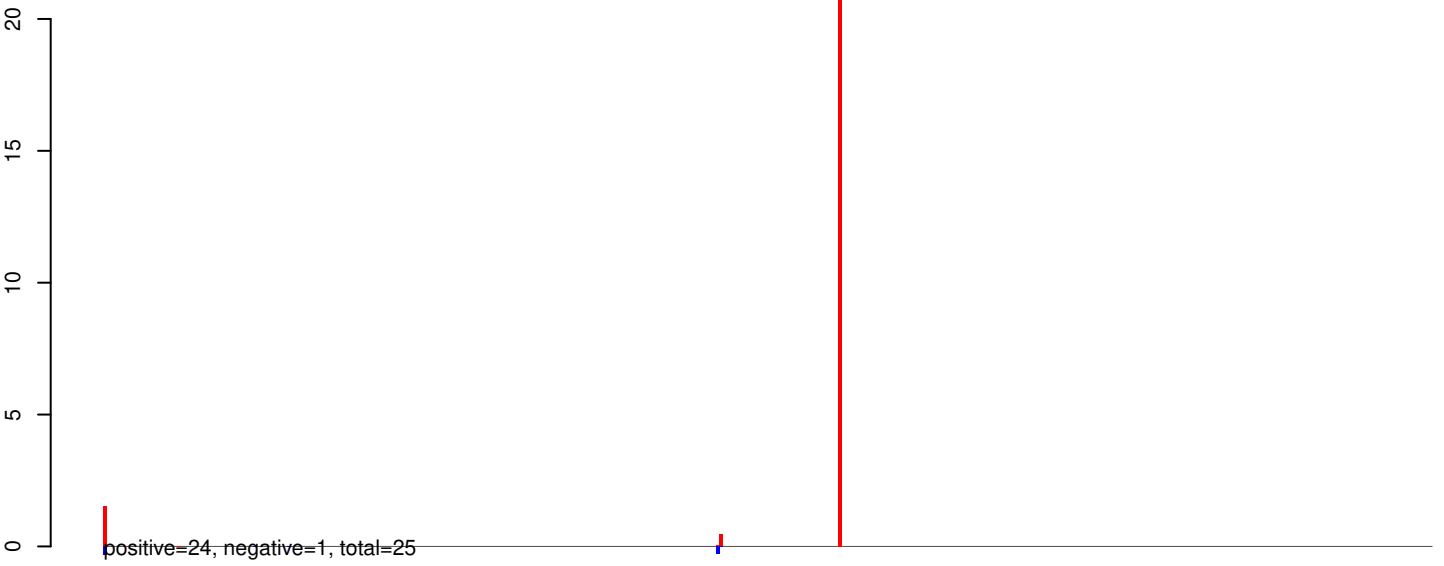
**AeAeg\_Aag2\_GFP\_r123\_ZA.24\_35.rep**




**AeAeg\_Aag2\_GFP\_r123\_ZA.rep**



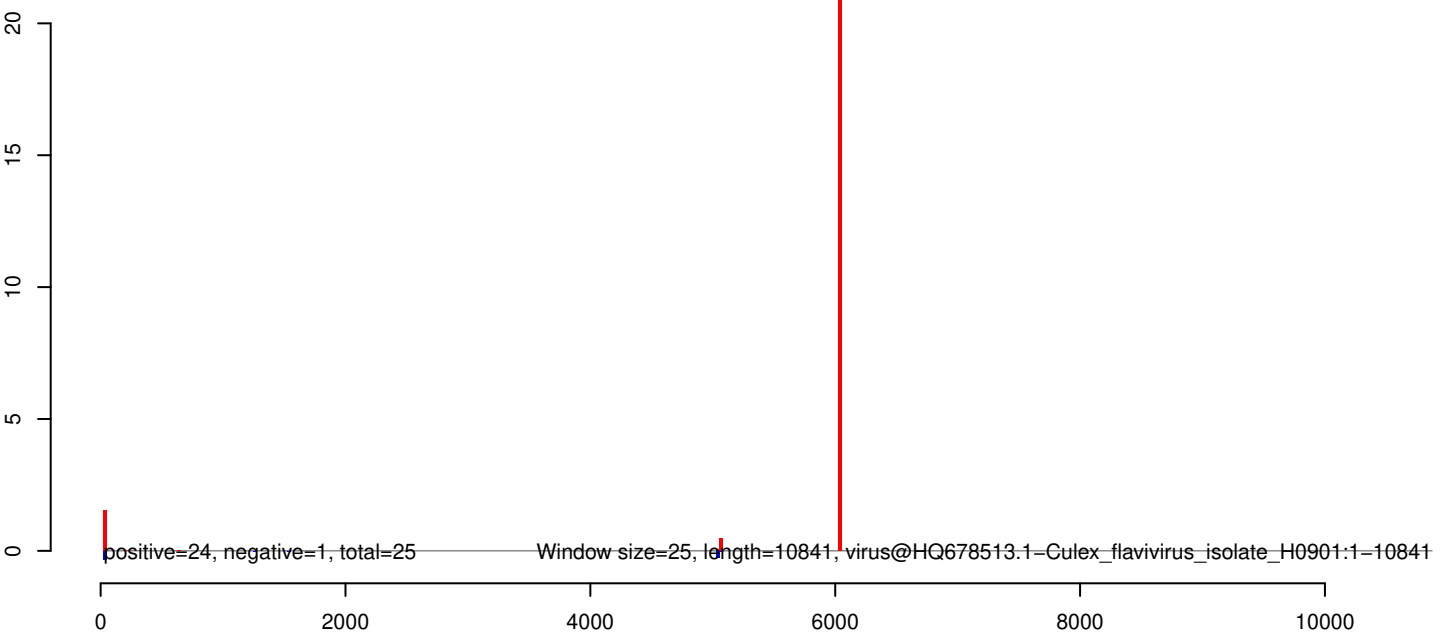
**AeAeg\_Aag2\_GFP\_r123\_ZA.18\_23.rep**




**AeAeg\_Aag2\_GFP\_r123\_ZA.24\_35.rep**




**AeAeg\_Aag2\_GFP\_r123\_ZA.rep**



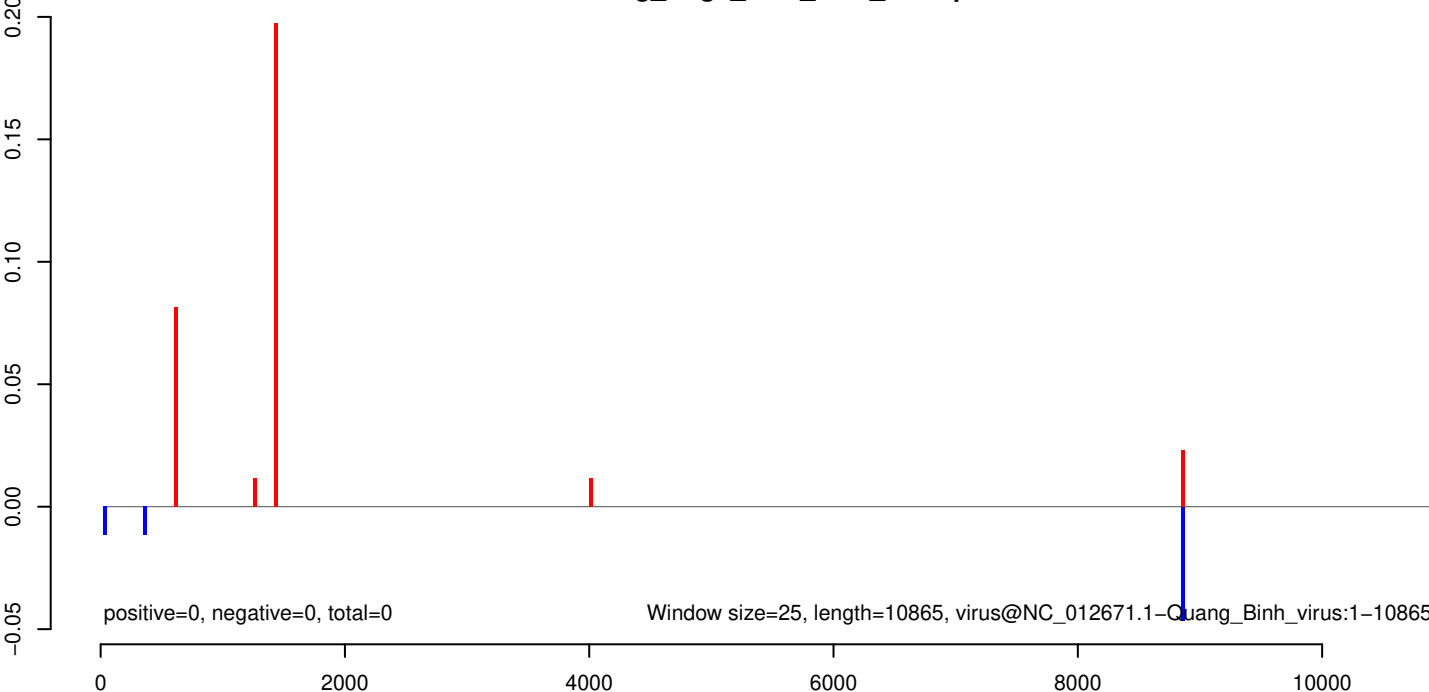
**AeAeg\_Aag2\_GFP\_r123\_ZA.18\_23.rep**



**AeAeg\_Aag2\_GFP\_r123\_ZA.24\_35.rep**




**AeAeg\_Aag2\_GFP\_r123\_ZA.rep**



**AeAeg\_Aag2\_GFP\_r123\_ZA.18\_23.rep**



**AeAeg\_Aag2\_GFP\_r123\_ZA.24\_35.rep**




**AeAeg\_Aag2\_GFP\_r123\_ZA.rep**




Window size=25, length=10874, virus@NC\_009029.2-Kokobera\_virus:1-10874

0 2000 4000 6000 8000 10000


AeAeg\_Aag2\_GFP\_r123\_ZA.18\_23.rep



AeAeg\_Aag2\_GFP\_r123\_ZA.24\_35.rep




AeAeg\_Aag2\_GFP\_r123\_ZA.rep







**AeAeg\_Aag2\_GFP\_r123\_ZA.18\_23.rep**



**AeAeg\_Aag2\_GFP\_r123\_ZA.24\_35.rep**




**AeAeg\_Aag2\_GFP\_r123\_ZA.rep**




0 2000 4000 6000 8000 10000

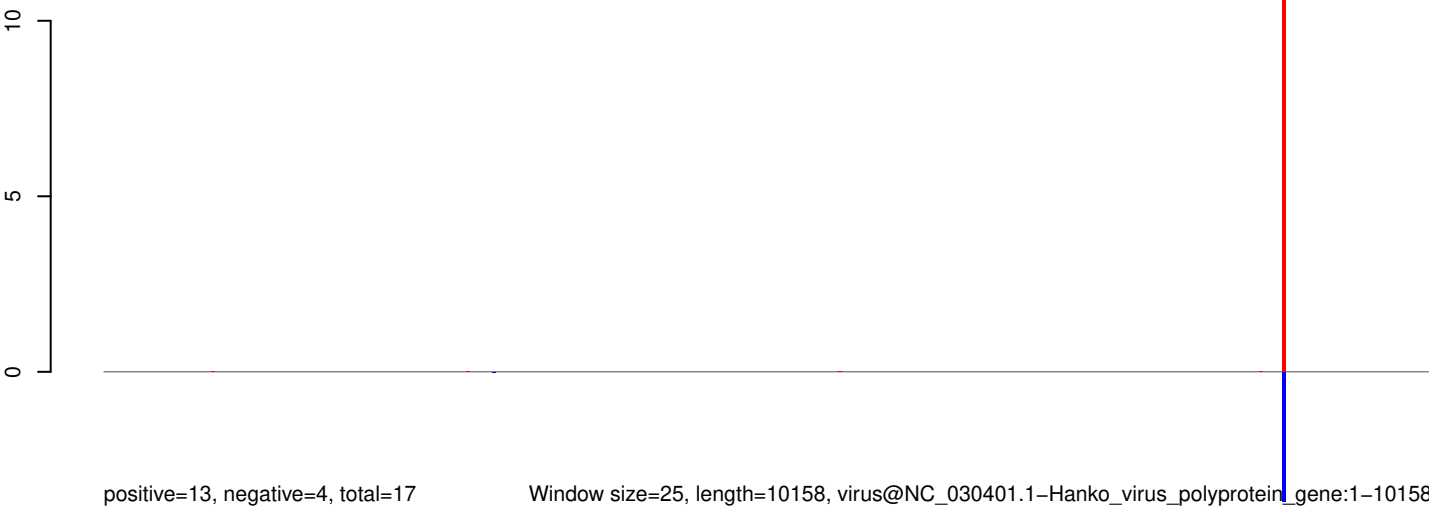
**AeAeg\_Aag2\_GFP\_r123\_ZA.18\_23.rep**



**AeAeg\_Aag2\_GFP\_r123\_ZA.24\_35.rep**




**AeAeg\_Aag2\_GFP\_r123\_ZA.rep**




Window size=25, length=10158, virus@NC\_030401.1-Hanko\_virus\_polyprotein\_gene:1-10158

0 2000 4000 6000 8000 10000

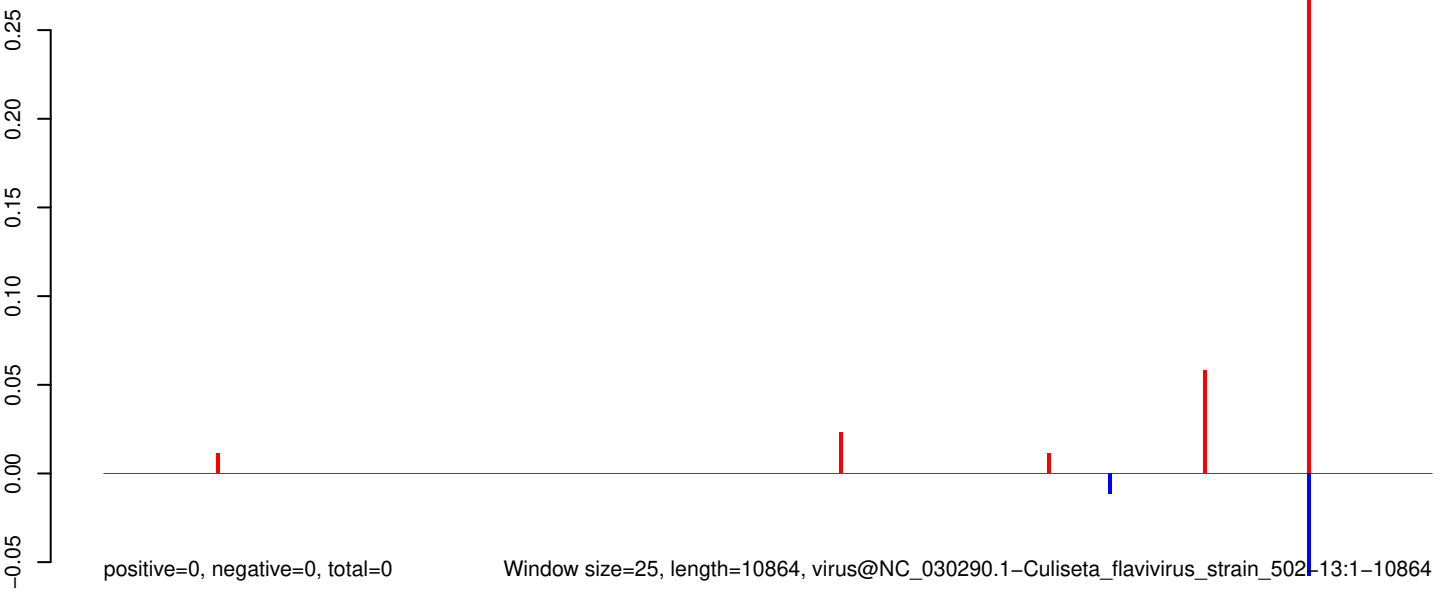
**AeAeg\_Aag2\_GFP\_r123\_ZA.18\_23.rep**




**AeAeg\_Aag2\_GFP\_r123\_ZA.24\_35.rep**




**AeAeg\_Aag2\_GFP\_r123\_ZA.rep**



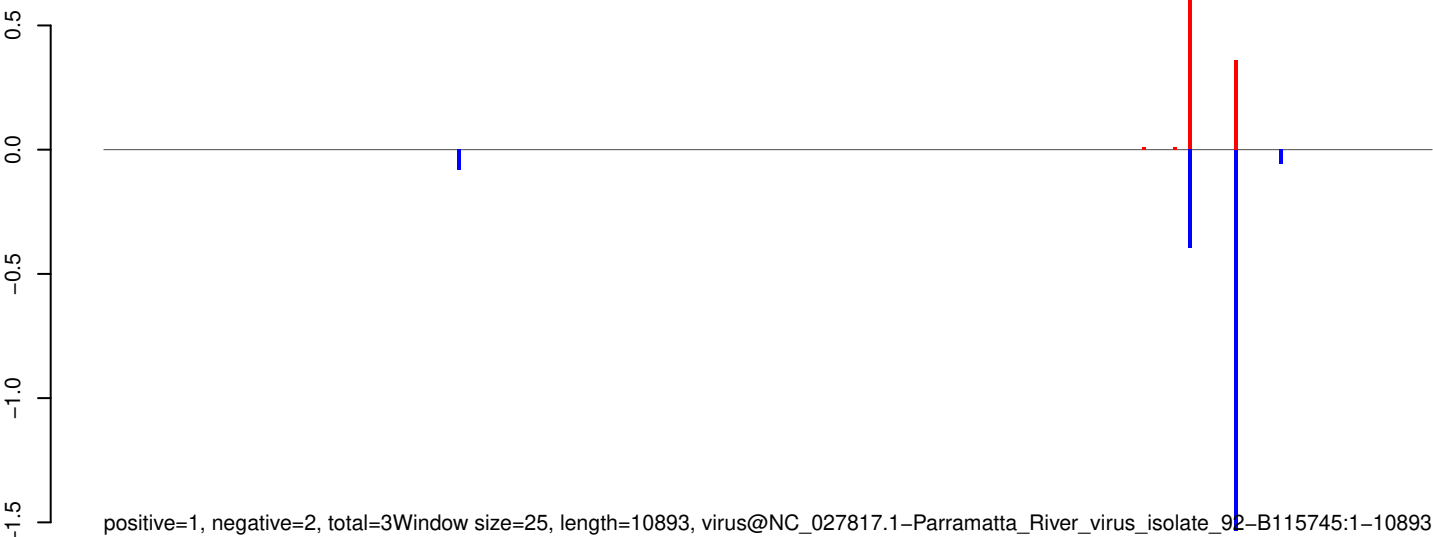
**AeAeg\_Aag2\_GFP\_r123\_ZA.18\_23.rep**



**AeAeg\_Aag2\_GFP\_r123\_ZA.24\_35.rep**



**AeAeg\_Aag2\_GFP\_r123\_ZA.rep**




Window size=25, length=10893, virus@NC\_027817.1-Parramatta\_River\_virus\_isolate\_92-B115745:1-10893

0 2000 4000 6000 8000 10000

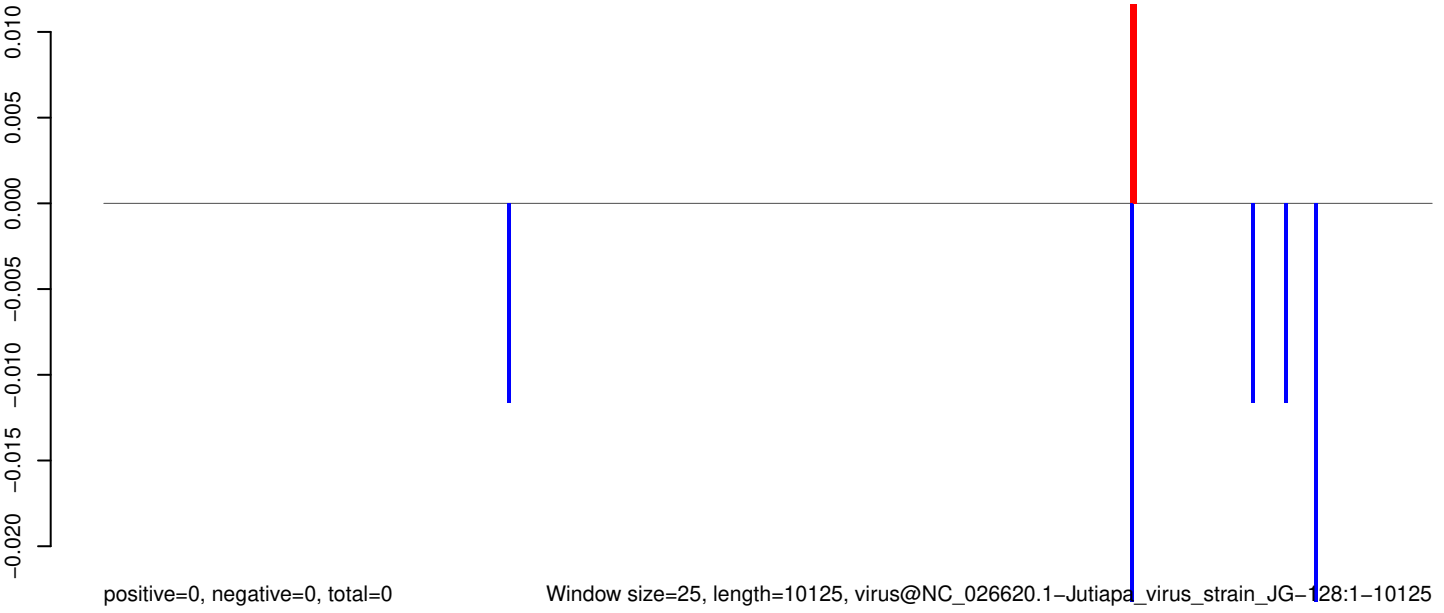
**AeAeg\_Aag2\_GFP\_r123\_ZA.18\_23.rep**



**AeAeg\_Aag2\_GFP\_r123\_ZA.24\_35.rep**




**AeAeg\_Aag2\_GFP\_r123\_ZA.rep**



Window size=25, length=10125, virus@NC\_026620.1-Jutiapa\_virus\_strain\_JG-128:1-10125

0 2000 4000 6000 8000 10000


**AeAeg\_Aag2\_GFP\_r123\_ZA.18\_23.rep**



**AeAeg\_Aag2\_GFP\_r123\_ZA.24\_35.rep**



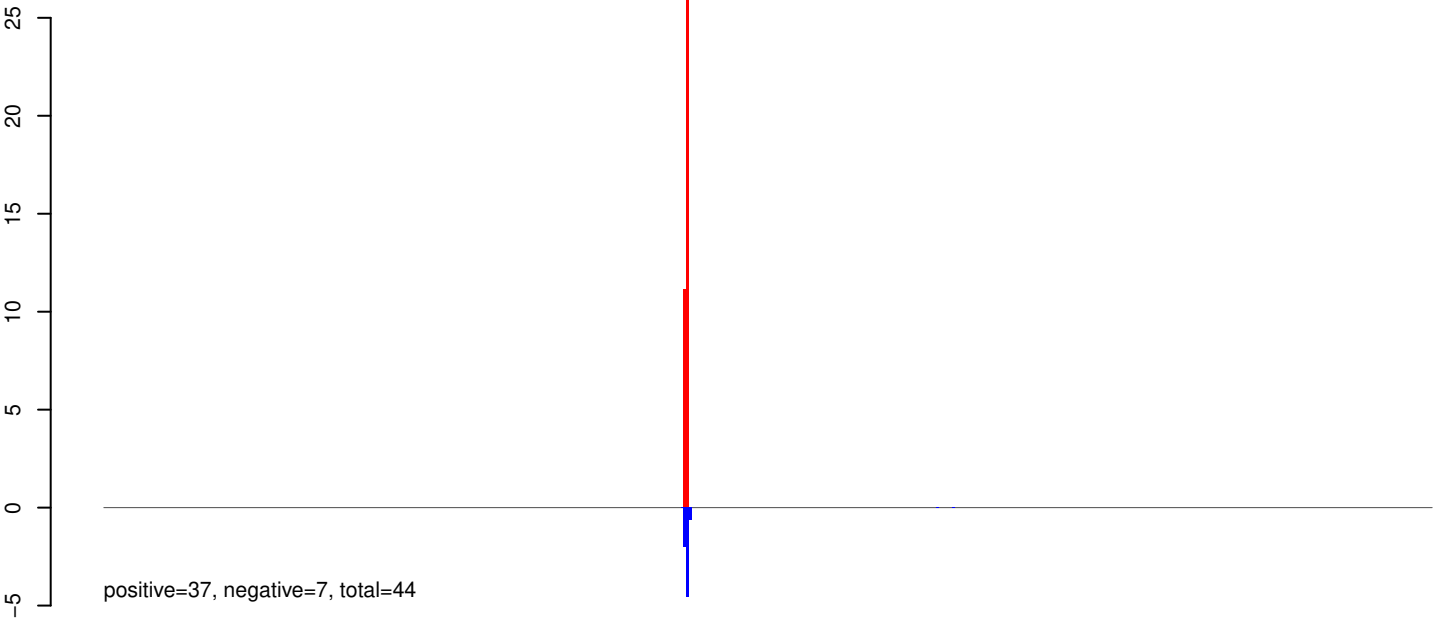
**AeAeg\_Aag2\_GFP\_r123\_ZA.rep**




Window size=25, length=10878, virus@NC\_024299.2-Nienokoue\_virus\_isolate\_B51\_CI\_2004:1-10878

0 2000 4000 6000 8000 10000

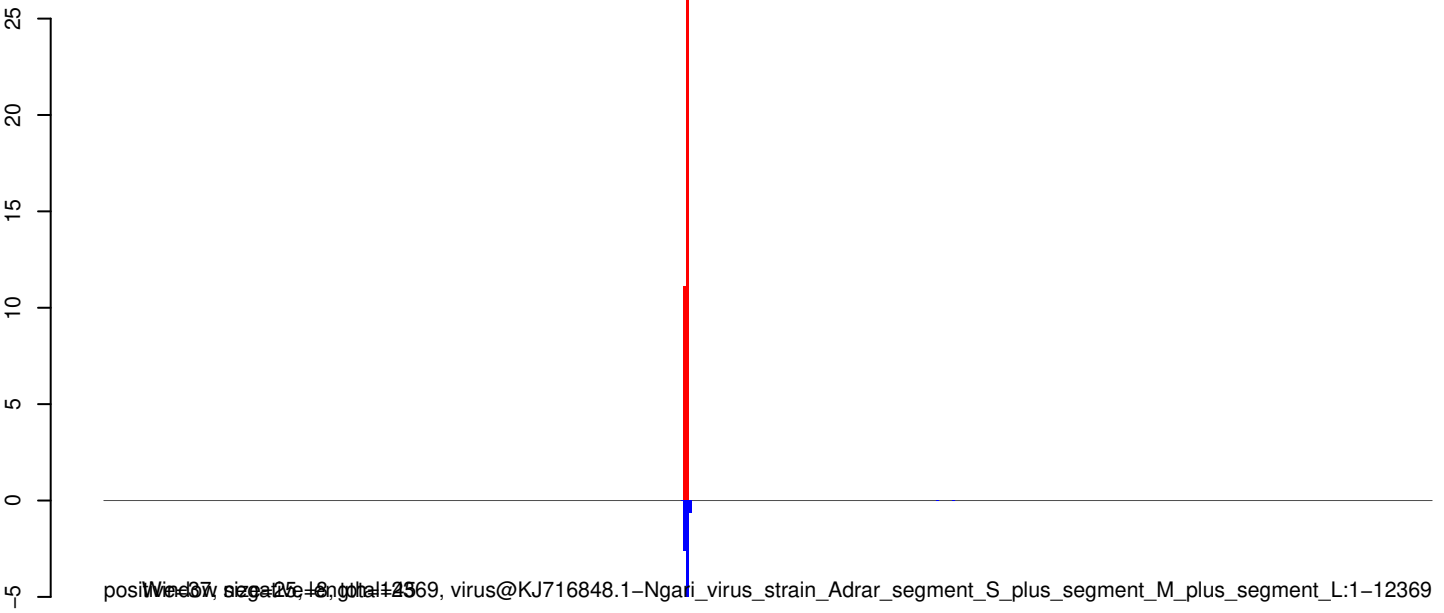
**AeAeg\_Aag2\_GFP\_r123\_ZA.18\_23.rep**



**AeAeg\_Aag2\_GFP\_r123\_ZA.24\_35.rep**




**AeAeg\_Aag2\_GFP\_r123\_ZA.rep**



W:\aeg2\size=25\total=44\AeAeg\_Aag2\_GFP\_r123\_ZA.18\_23.rep, virus@KJ716848.1-Ngari\_virus\_strain\_Adrar\_segment\_S\_plus\_segment\_M\_plus\_segment\_L:1-12369

0 2000 4000 6000 8000 10000 12000

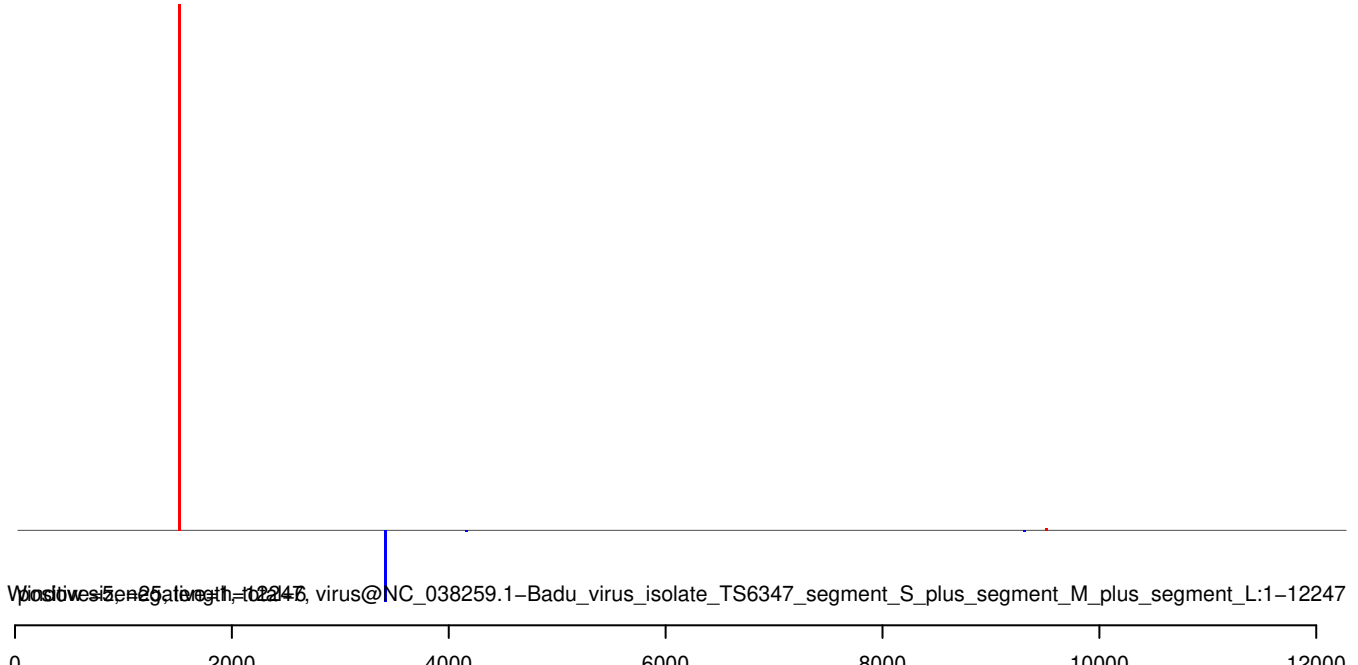
**AeAeg\_Aag2\_GFP\_r123\_ZA.18\_23.rep**



**AeAeg\_Aag2\_GFP\_r123\_ZA.24\_35.rep**




**AeAeg\_Aag2\_GFP\_r123\_ZA.rep**




positive=5, negative=1, total=6, virus@NC\_038259.1-Badu\_virus\_isolate\_TS6347\_segment\_S\_plus\_segment\_M\_plus\_segment\_L:1-12247



**AeAeg\_Aag2\_GFP\_r123\_ZA.18\_23.rep**



**AeAeg\_Aag2\_GFP\_r123\_ZA.24\_35.rep**




**AeAeg\_Aag2\_GFP\_r123\_ZA.rep**




0 2000 4000 6000 8000 10000 12000  
virus@NC\_031319.1\_Wutai\_Mosquito\_Virus\_strain\_QN3-5\_nucleopasid\_protein\_N\_G\_L:1-12072


**AeAeg\_Aag2\_GFP\_r123\_ZA.18\_23.rep**




**AeAeg\_Aag2\_GFP\_r123\_ZA.24\_35.rep**




**AeAeg\_Aag2\_GFP\_r123\_ZA.rep**



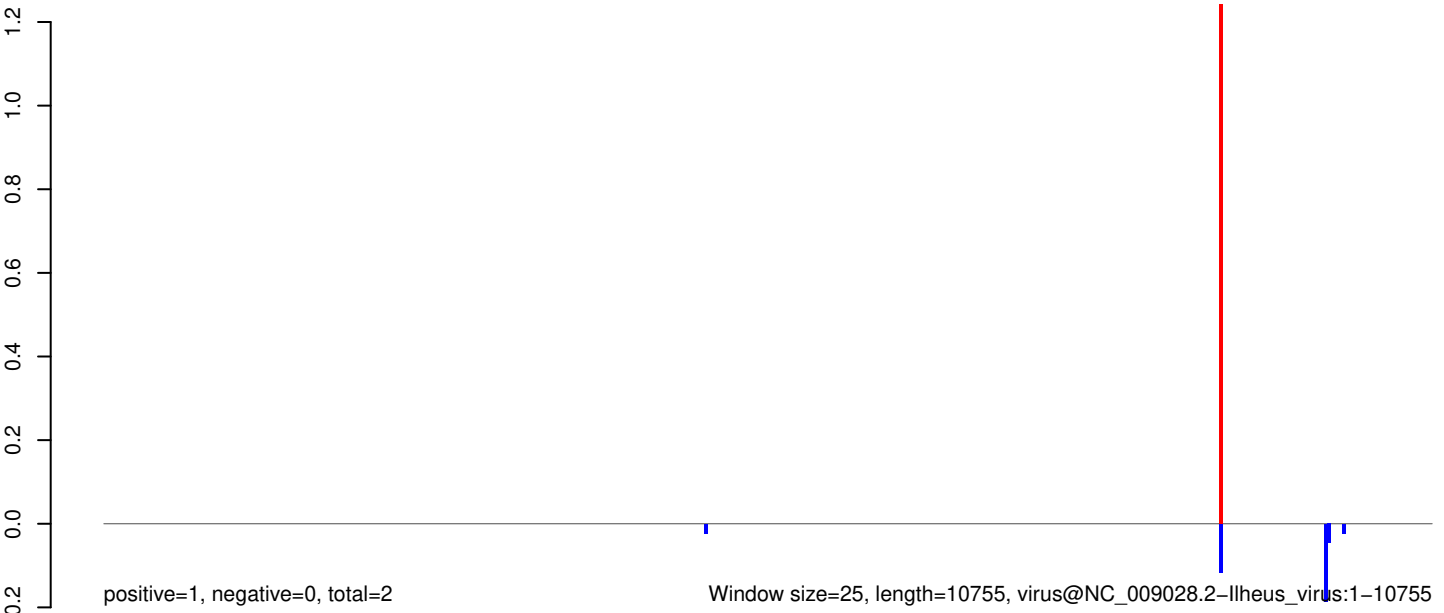
**AeAeg\_Aag2\_GFP\_r123\_ZA.18\_23.rep**



**AeAeg\_Aag2\_GFP\_r123\_ZA.24\_35.rep**

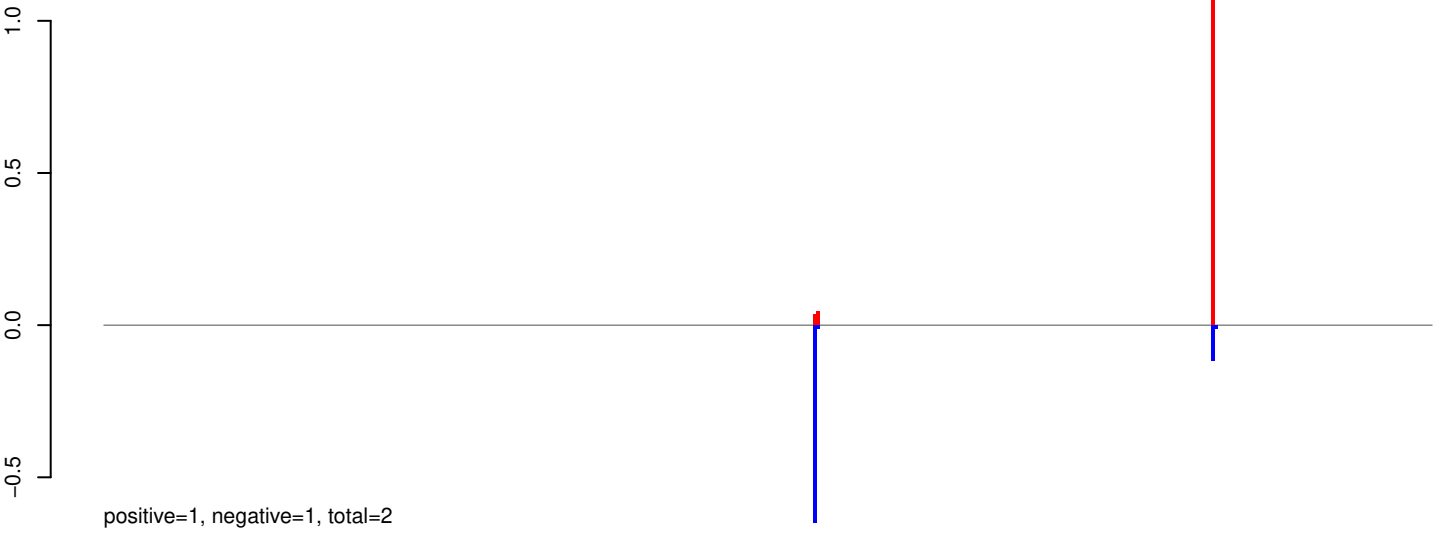


**AeAeg\_Aag2\_GFP\_r123\_ZA.rep**




0 2000 4000 6000 8000 10000

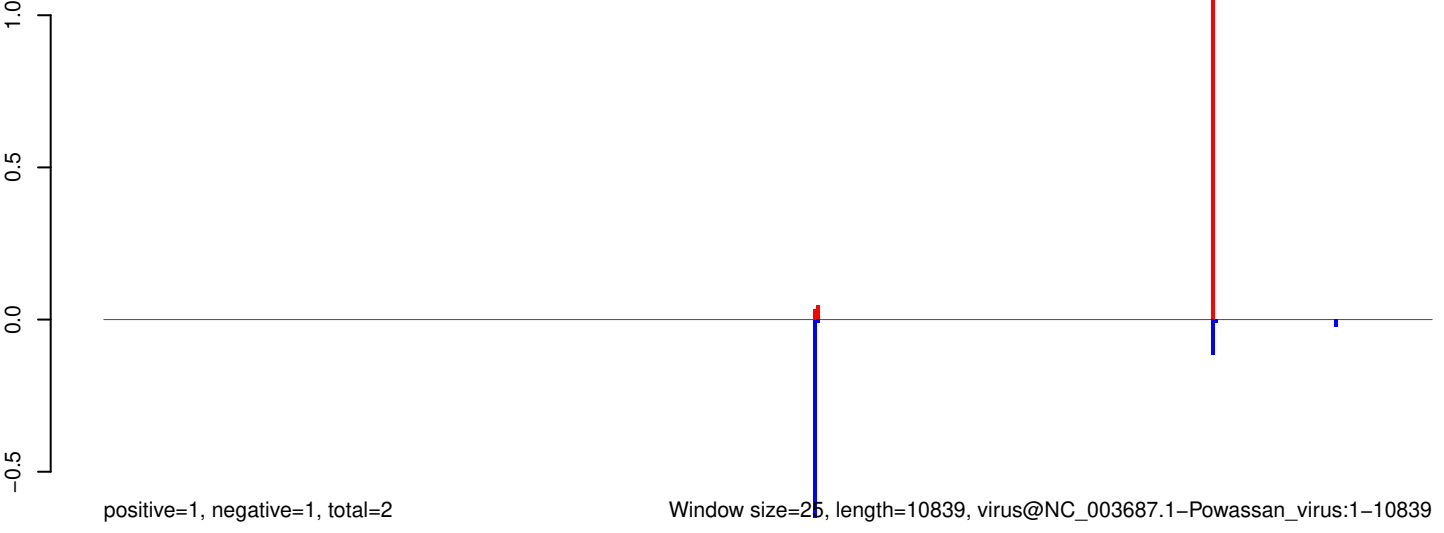
**AeAeg\_Aag2\_GFP\_r123\_ZA.18\_23.rep**



**AeAeg\_Aag2\_GFP\_r123\_ZA.24\_35.rep**




**AeAeg\_Aag2\_GFP\_r123\_ZA.rep**




Window size=25, length=10839, virus@NC\_003687.1-Powassan\_virus:1-10839

0 2000 4000 6000 8000 10000

**AeAeg\_Aag2\_GFP\_r123\_ZA.18\_23.rep**




**AeAeg\_Aag2\_GFP\_r123\_ZA.24\_35.rep**




**AeAeg\_Aag2\_GFP\_r123\_ZA.rep**




**AeAeg\_Aag2\_GFP\_r123\_ZA.18\_23.rep**




**AeAeg\_Aag2\_GFP\_r123\_ZA.24\_35.rep**




**AeAeg\_Aag2\_GFP\_r123\_ZA.rep**




Window size=25, length=10938, virus@NC\_027819.1-Mercadeo\_virus\_isolate\_ER-M10:1-10938



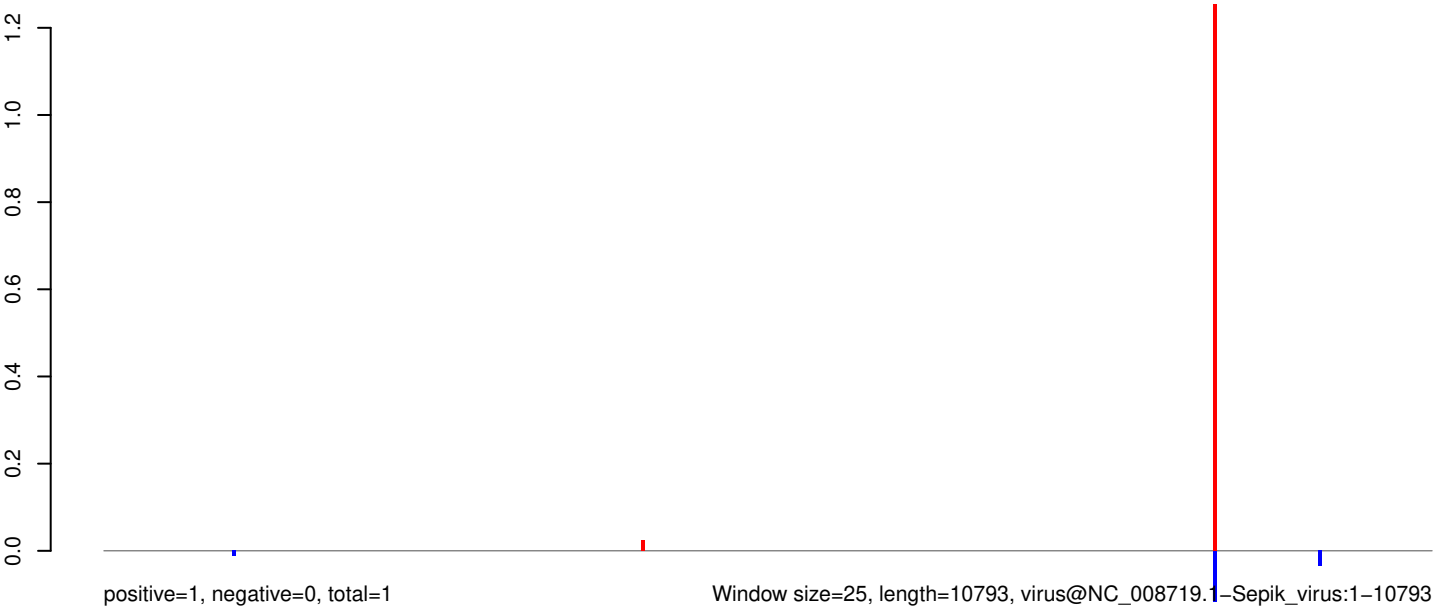
**AeAeg\_Aag2\_GFP\_r123\_ZA.18\_23.rep**



**AeAeg\_Aag2\_GFP\_r123\_ZA.24\_35.rep**



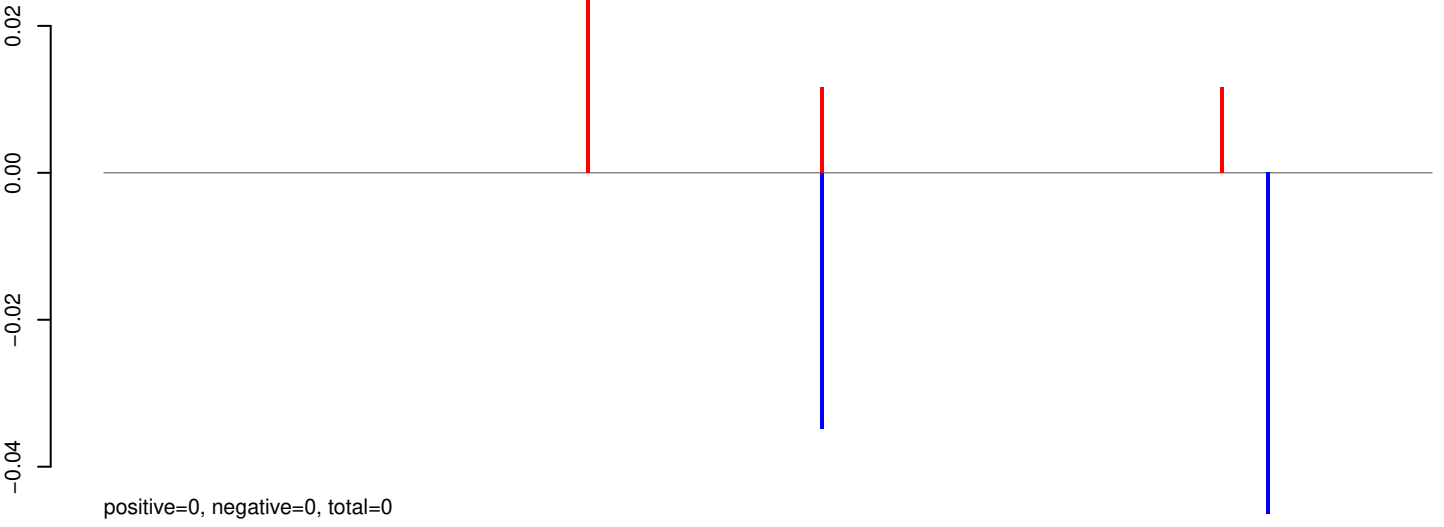
**AeAeg\_Aag2\_GFP\_r123\_ZA.rep**




Window size=25, length=10793, virus@NC\_008719.1-Sepik\_virus:1-10793

0 2000 4000 6000 8000 10000

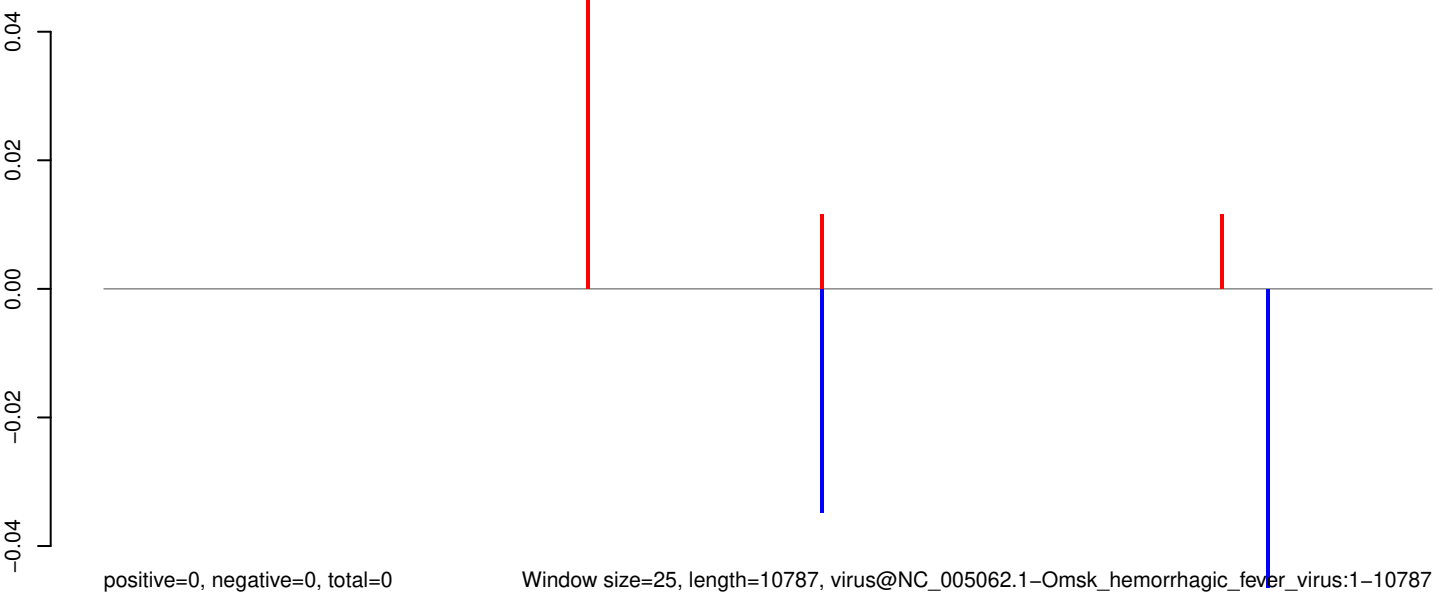
**AeAeg\_Aag2\_GFP\_r123\_ZA.18\_23.rep**



**AeAeg\_Aag2\_GFP\_r123\_ZA.24\_35.rep**



**AeAeg\_Aag2\_GFP\_r123\_ZA.rep**




positive=0, negative=0, total=0

Window size=25, length=10787, virus@NC\_005062.1-Omsk\_hemorrhagic\_fever\_virus:1-10787

0 2000 4000 6000 8000 10000




**AeAeg\_Aag2\_GFP\_r123\_ZA.18\_23.rep**




**AeAeg\_Aag2\_GFP\_r123\_ZA.24\_35.rep**




**AeAeg\_Aag2\_GFP\_r123\_ZA.rep**




**AeAeg\_Aag2\_GFP\_r123\_ZA.18\_23.rep**



**AeAeg\_Aag2\_GFP\_r123\_ZA.24\_35.rep**




**AeAeg\_Aag2\_GFP\_r123\_ZA.rep**




Window size=25, length=11286, virus@NC\_031956.1-UNVERIFIED\_Balsa\_virus\_strain\_CoB\_84:1-11286

0 2000 4000 6000 8000 10000


**AeAeg\_Aag2\_GFP\_r123\_ZA.18\_23.rep**



**AeAeg\_Aag2\_GFP\_r123\_ZA.24\_35.rep**



**AeAeg\_Aag2\_GFP\_r123\_ZA.rep**




length=12774, width=40, @NC\_030241.1 Xincheng\_Mosquito\_Virus\_strain\_XC1-6\_ORF1\_ORF1\_ORF2\_ORF2\_glycoprotein\_G\_and\_RNA-de:1-12774

0 2000 4000 6000 8000 10000 12000

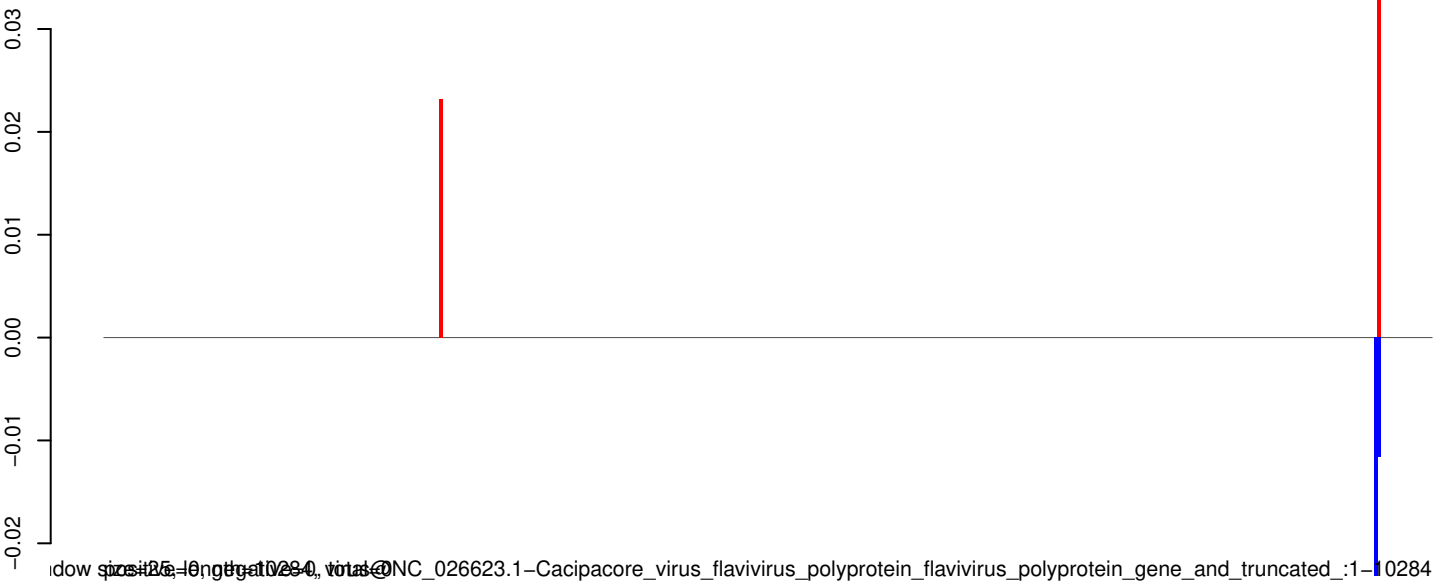
**AeAeg\_Aag2\_GFP\_r123\_ZA.18\_23.rep**




**AeAeg\_Aag2\_GFP\_r123\_ZA.24\_35.rep**




**AeAeg\_Aag2\_GFP\_r123\_ZA.rep**




**AeAeg\_Aag2\_GFP\_r123\_ZA.18\_23.rep**



**AeAeg\_Aag2\_GFP\_r123\_ZA.24\_35.rep**



**AeAeg\_Aag2\_GFP\_r123\_ZA.rep**




positive=0, negative=0, total=0, window size=25, length=10688, virus@NC\_023439.1-Kama\_virus\_strain\_LEIV-20776Tat\_polyprotein\_gene:1-10688

0 2000 4000 6000 8000 10000

**AeAeg\_Aag2\_GFP\_r123\_ZA.18\_23.rep**



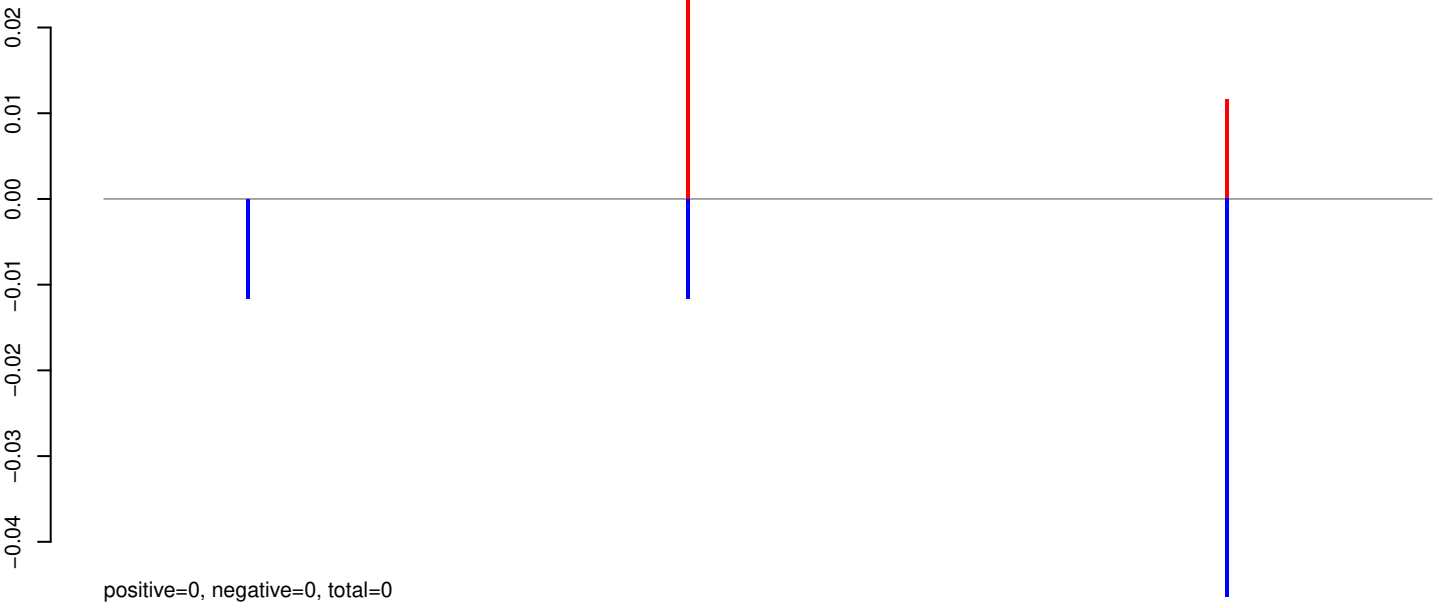
**AeAeg\_Aag2\_GFP\_r123\_ZA.24\_35.rep**




**AeAeg\_Aag2\_GFP\_r123\_ZA.rep**



**AeAeg\_Aag2\_GFP\_r123\_ZA.18\_23.rep**



**AeAeg\_Aag2\_GFP\_r123\_ZA.24\_35.rep**




**AeAeg\_Aag2\_GFP\_r123\_ZA.rep**




Window size=25, length=10941, virus@NC\_012534.1-Bagaza\_virus:1-10941

0 2000 4000 6000 8000 10000

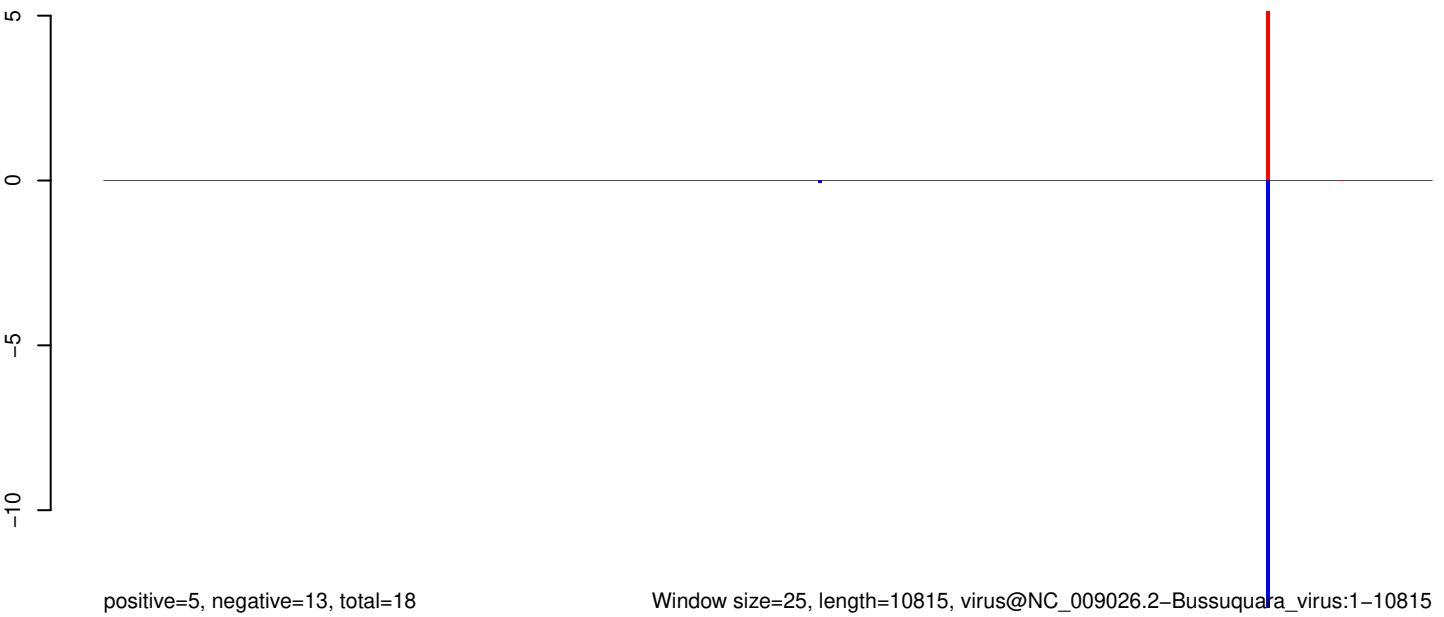
**AeAeg\_Aag2\_GFP\_r123\_ZA.18\_23.rep**



**AeAeg\_Aag2\_GFP\_r123\_ZA.24\_35.rep**



**AeAeg\_Aag2\_GFP\_r123\_ZA.rep**




Window size=25, length=10815, virus@NC\_009026.2-Bussuquara\_virus:1-10815


0 2000 4000 6000 8000 10000




**AeAeg\_Aag2\_GFP\_r123\_ZA.18\_23.rep**

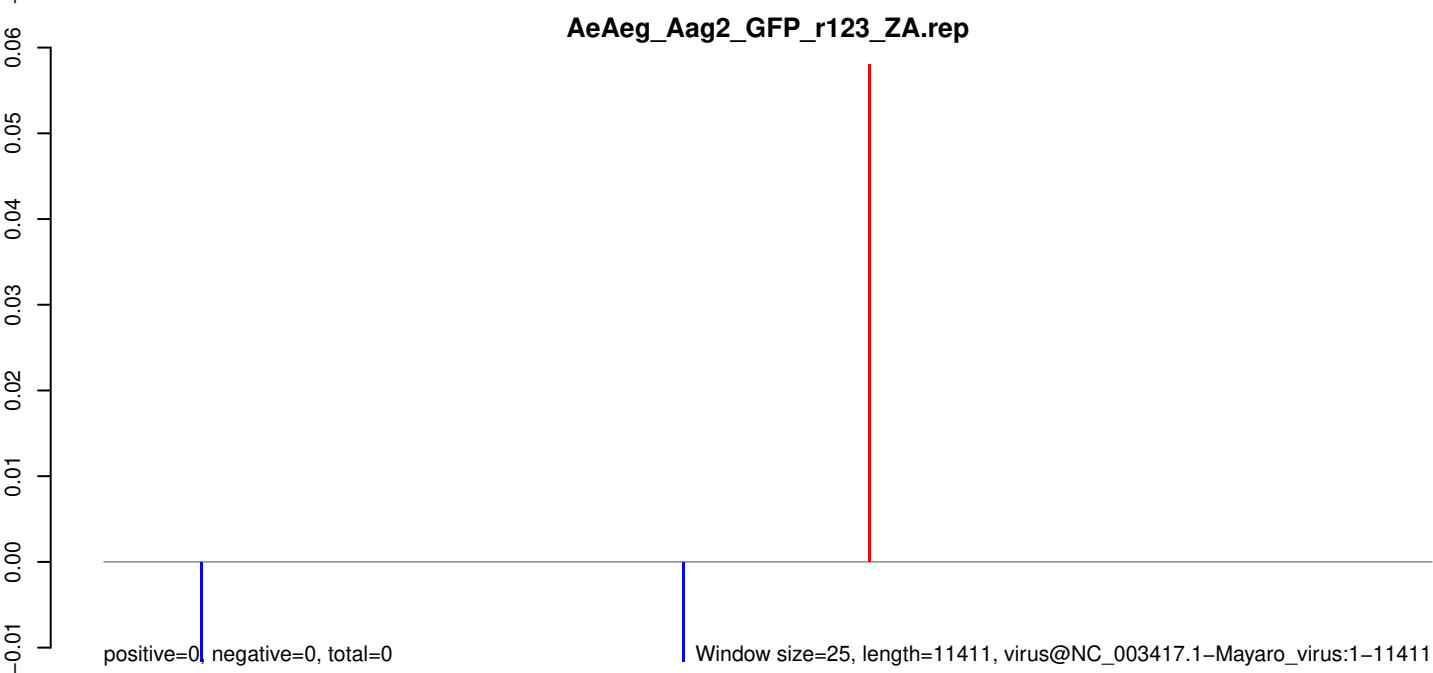
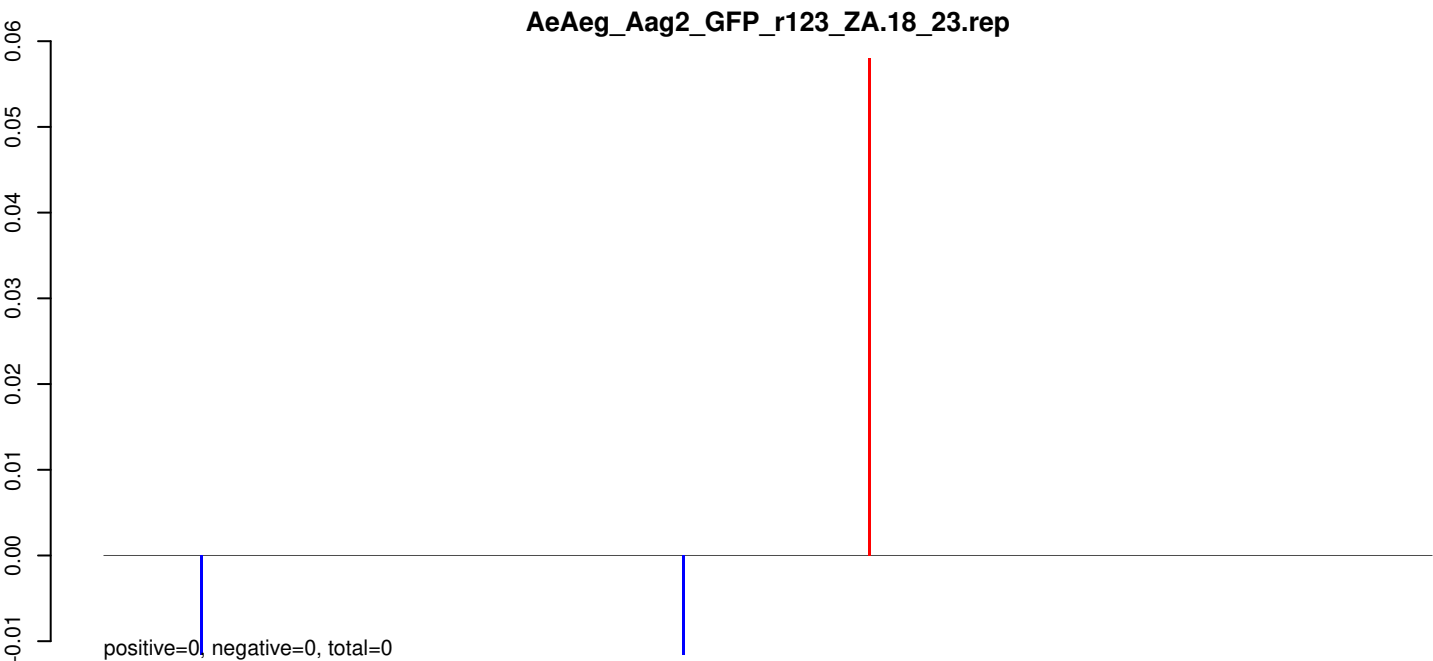


**AeAeg\_Aag2\_GFP\_r123\_ZA.24\_35.rep**




**AeAeg\_Aag2\_GFP\_r123\_ZA.rep**






0 2000 4000 6000 8000 10000

**AeAeg\_Aag2\_GFP\_r123\_ZA.18\_23.rep**



**AeAeg\_Aag2\_GFP\_r123\_ZA.24\_35.rep**



**AeAeg\_Aag2\_GFP\_r123\_ZA.rep**




0 2000 4000 6000 8000 10000

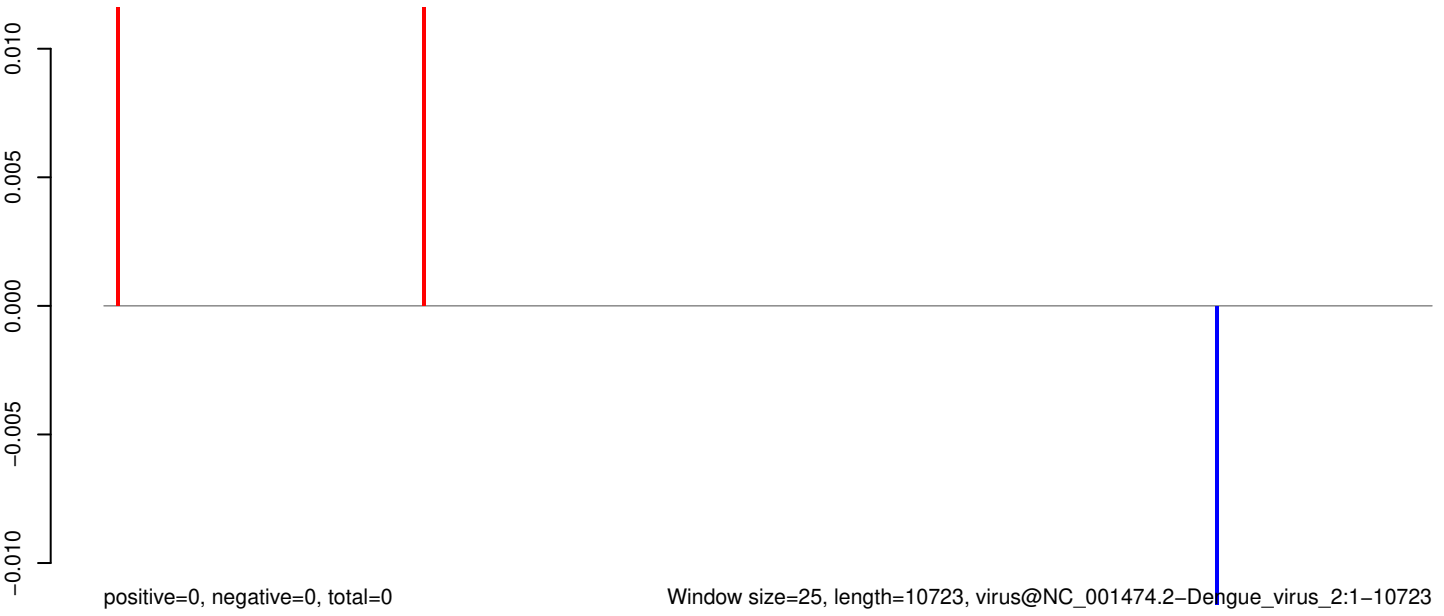
**AeAeg\_Aag2\_GFP\_r123\_ZA.18\_23.rep**



**AeAeg\_Aag2\_GFP\_r123\_ZA.24\_35.rep**



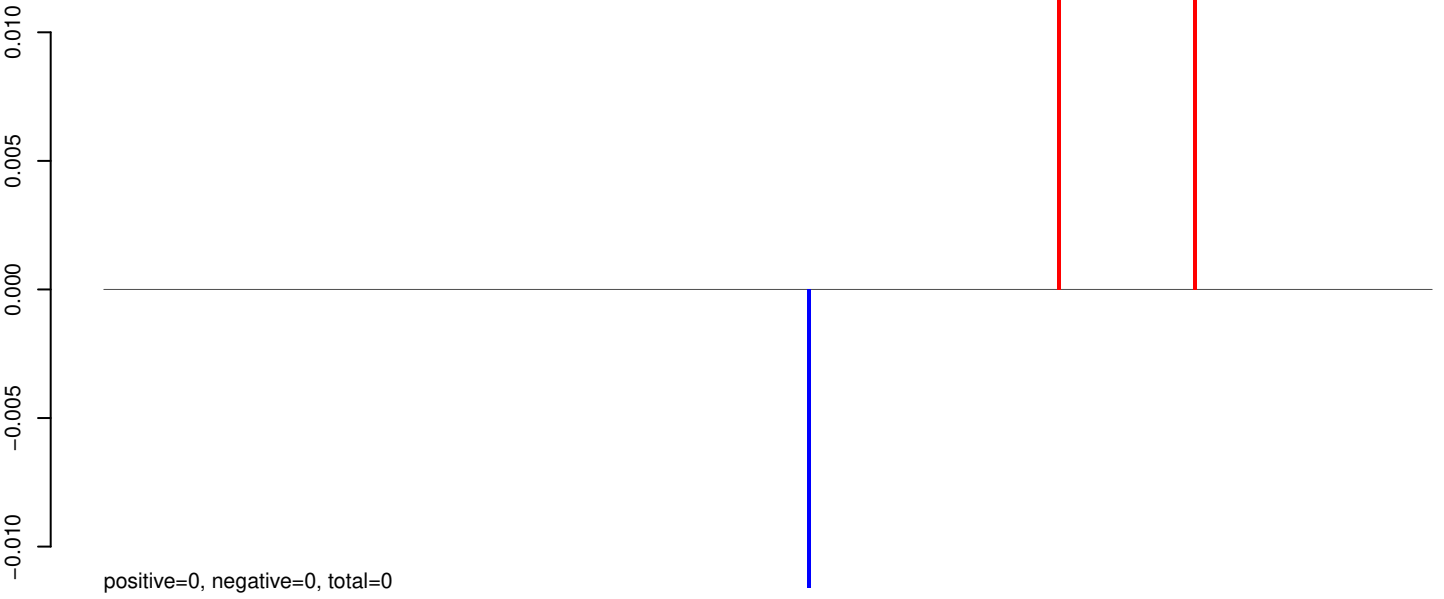
**AeAeg\_Aag2\_GFP\_r123\_ZA.rep**




Window size=25, length=10723, virus@NC\_001474.2-Dengue\_virus\_2:1-10723

0 2000 4000 6000 8000 10000

**AeAeg\_Aag2\_GFP\_r123\_ZA.18\_23.rep**



**AeAeg\_Aag2\_GFP\_r123\_ZA.24\_35.rep**




**AeAeg\_Aag2\_GFP\_r123\_ZA.rep**




Window size=25, length=10976, virus@NC\_001437.1-Japanese\_encephalitis\_virus\_genome:1-10976

0 2000 4000 6000 8000 10000


**AeAeg\_Aag2\_GFP\_r123\_ZA.18\_23.rep**

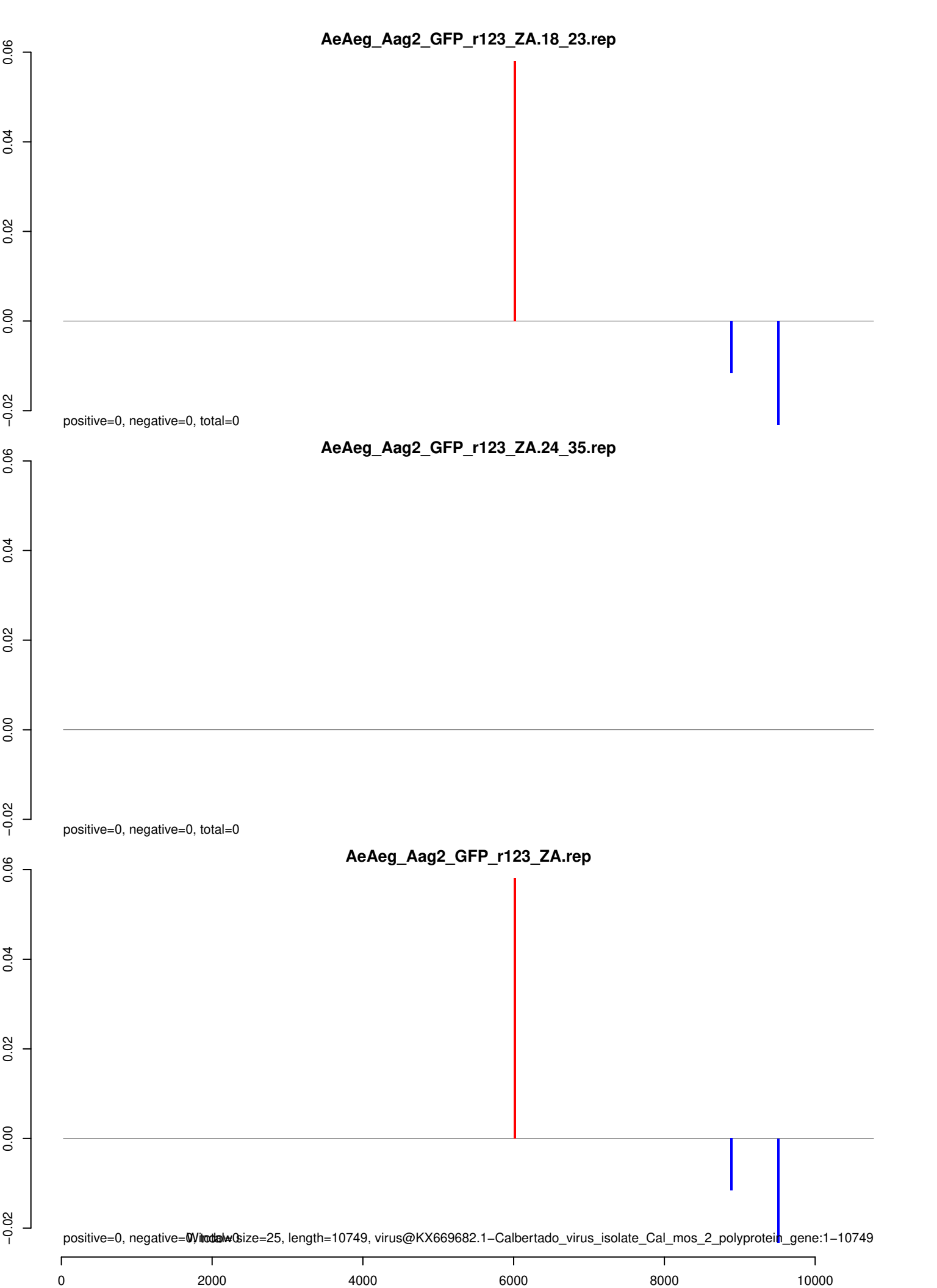


**AeAeg\_Aag2\_GFP\_r123\_ZA.24\_35.rep**



**AeAeg\_Aag2\_GFP\_r123\_ZA.rep**






**AeAeg\_Aag2\_GFP\_r123\_ZA.18\_23.rep**



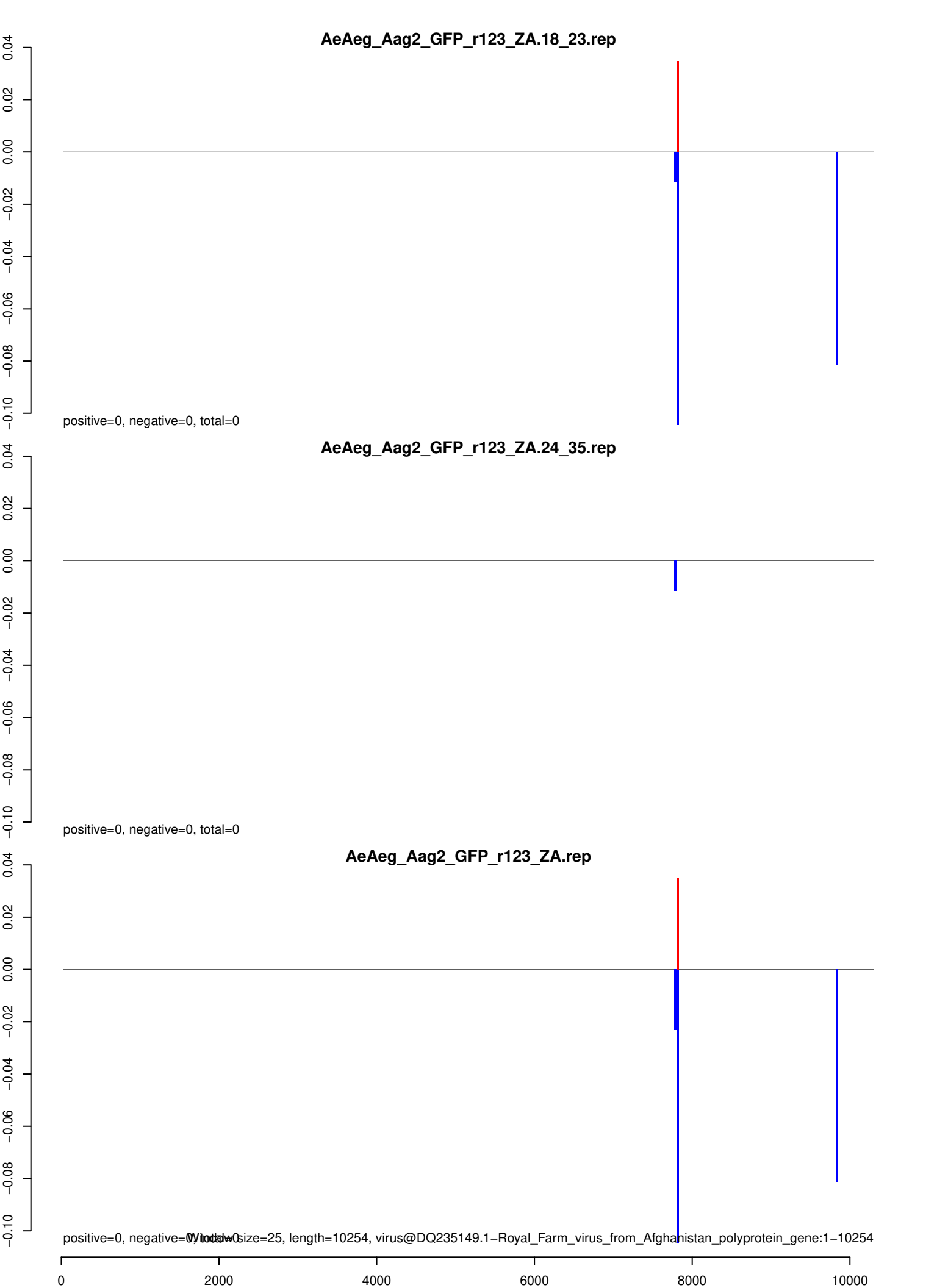
**AeAeg\_Aag2\_GFP\_r123\_ZA.24\_35.rep**




**AeAeg\_Aag2\_GFP\_r123\_ZA.rep**









**AeAeg\_Aag2\_GFP\_r123\_ZA.18\_23.rep**



**AeAeg\_Aag2\_GFP\_r123\_ZA.24\_35.rep**



**AeAeg\_Aag2\_GFP\_r123\_ZA.rep**




0 2000 4000 6000 8000 10000

**AeAeg\_Aag2\_GFP\_r123\_ZA.18\_23.rep**



**AeAeg\_Aag2\_GFP\_r123\_ZA.24\_35.rep**




**AeAeg\_Aag2\_GFP\_r123\_ZA.rep**




size=25, length=13593, positive=0, negative=0, total=0, NC\_003453.1-Rochambeau\_virus\_nucleoprotein\_phosphoprotein\_matrix\_hypothetical\_proteins\_glycopr:1-13593

0 2000 4000 6000 8000 10000 12000 14000


**AeAeg\_Aag2\_GFP\_r123\_ZA.18\_23.rep**



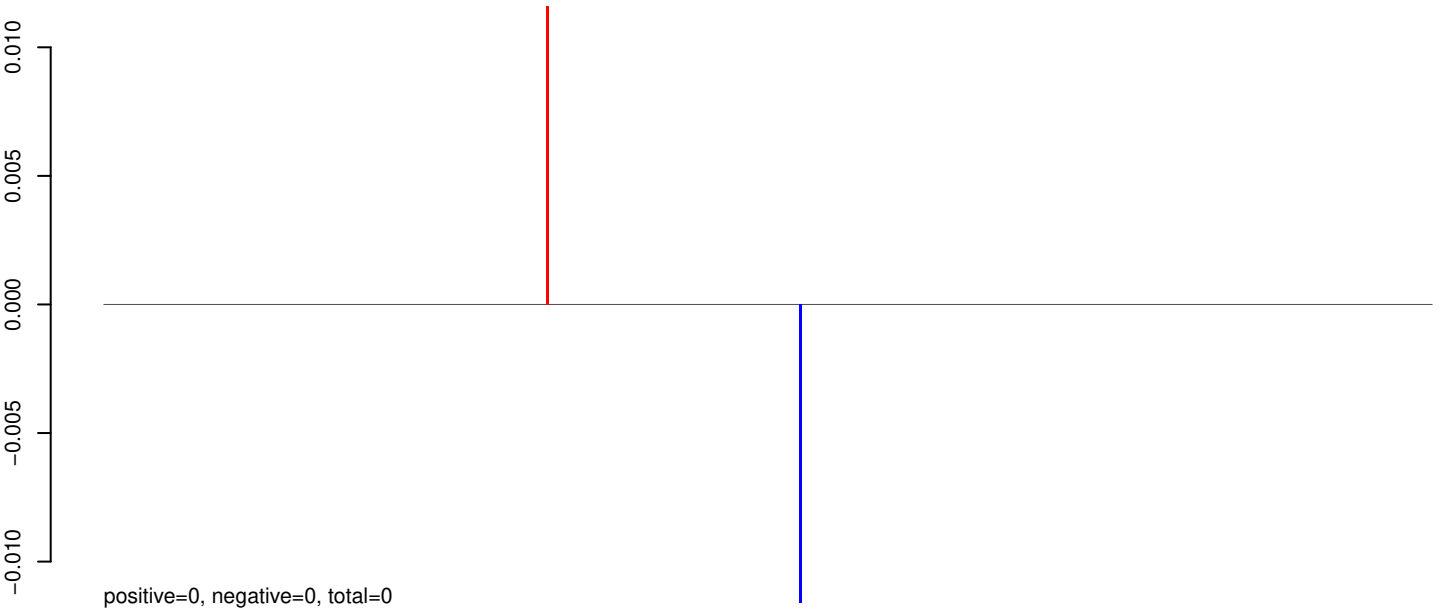
**AeAeg\_Aag2\_GFP\_r123\_ZA.24\_35.rep**




**AeAeg\_Aag2\_GFP\_r123\_ZA.rep**



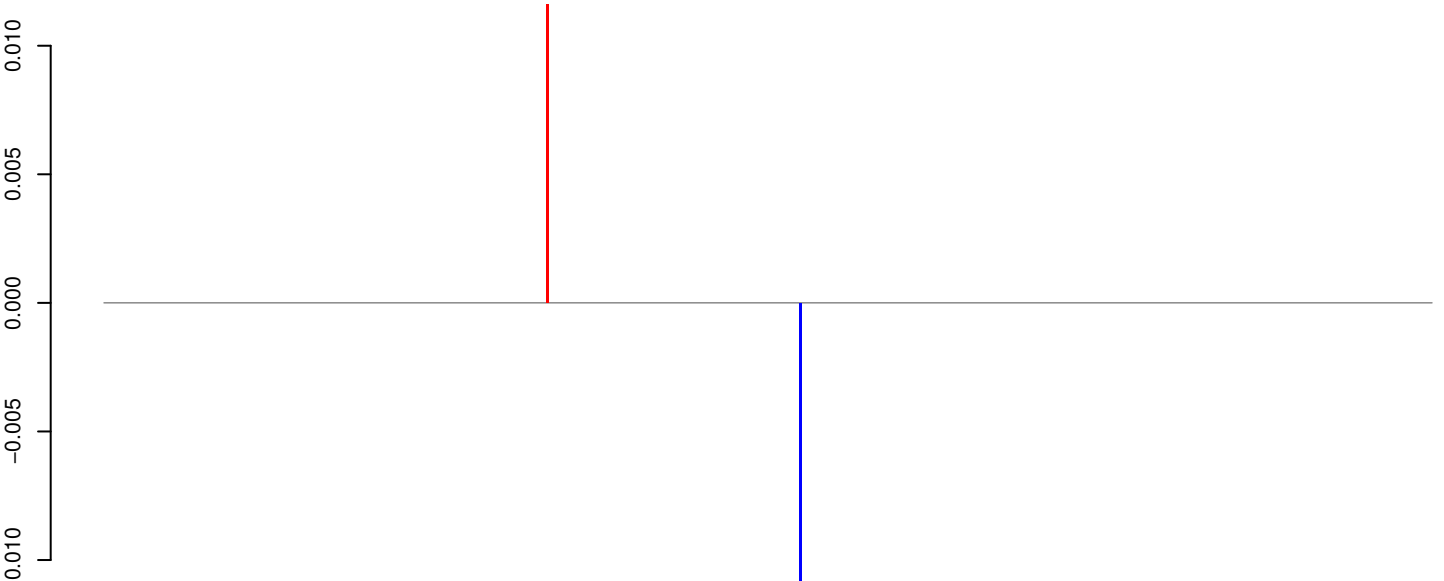
**AeAeg\_Aag2\_GFP\_r123\_ZA.18\_23.rep**




**AeAeg\_Aag2\_GFP\_r123\_ZA.24\_35.rep**



**AeAeg\_Aag2\_GFP\_r123\_ZA.rep**




**AeAeg\_Aag2\_GFP\_r123\_ZA.18\_23.rep**



positive=0, negative=9, total=9

**AeAeg\_Aag2\_GFP\_r123\_ZA.24\_35.rep**



positive=0, negative=0, total=0

**AeAeg\_Aag2\_GFP\_r123\_ZA.rep**




positive=0, negative=9, total=9, size=25, length=10251, virus@NC\_033723.1-Gadgets\_Gully\_virus\_from\_Australia\_polyprotein\_gene:1-10251

0 2000 4000 6000 8000 10000

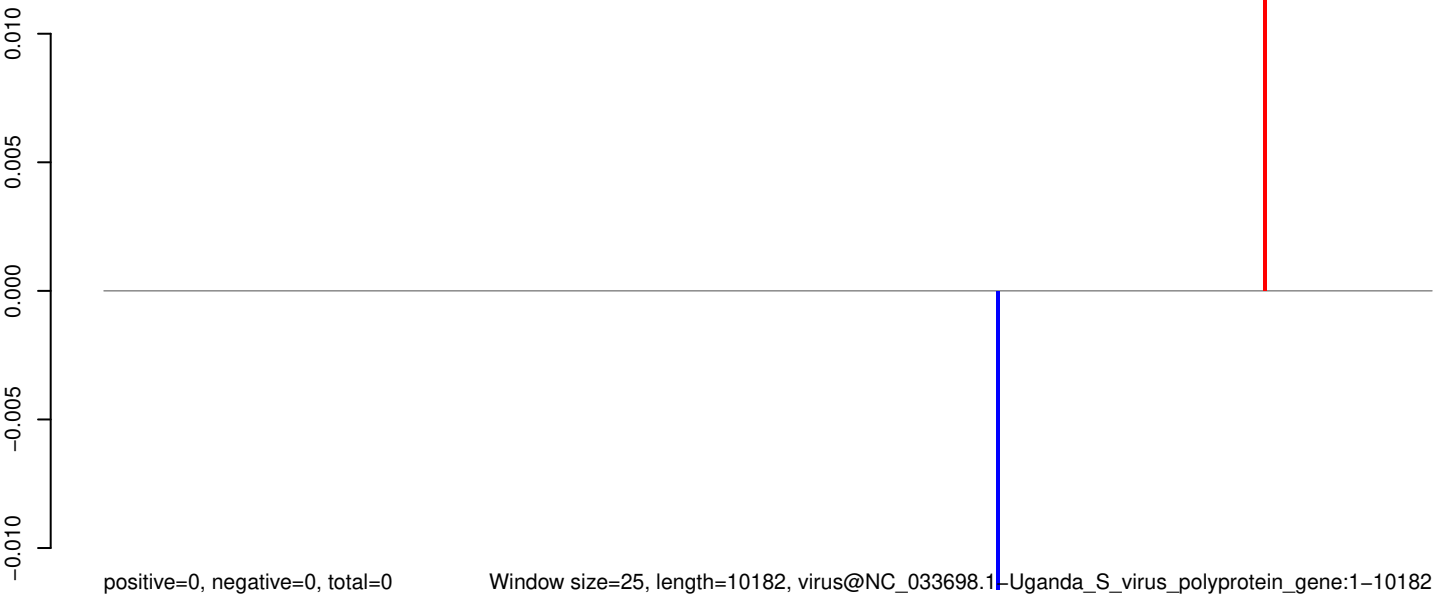
**AeAeg\_Aag2\_GFP\_r123\_ZA.18\_23.rep**



**AeAeg\_Aag2\_GFP\_r123\_ZA.24\_35.rep**




**AeAeg\_Aag2\_GFP\_r123\_ZA.rep**




Window size=25, length=10182, virus@NC\_033698.1-Uganda\_S\_virus\_polyprotein\_gene:1-10182

0 2000 4000 6000 8000 10000

**AeAeg\_Aag2\_GFP\_r123\_ZA.18\_23.rep**



**AeAeg\_Aag2\_GFP\_r123\_ZA.24\_35.rep**



**AeAeg\_Aag2\_GFP\_r123\_ZA.rep**

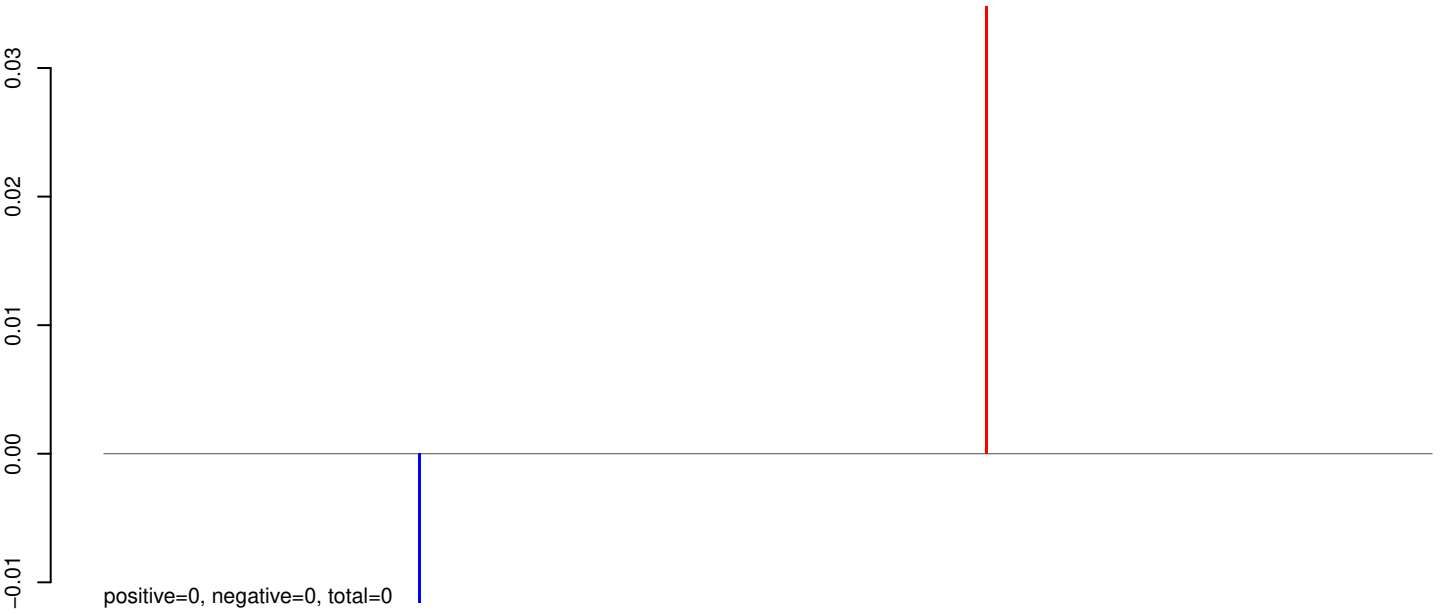


0 2000 4000 6000 8000 10000


0 25, length=10173, virus@NC\_033693.1-Bouboui\_virus\_strain\_DAK\_AR\_B490\_polyprotein\_gene:1-10173



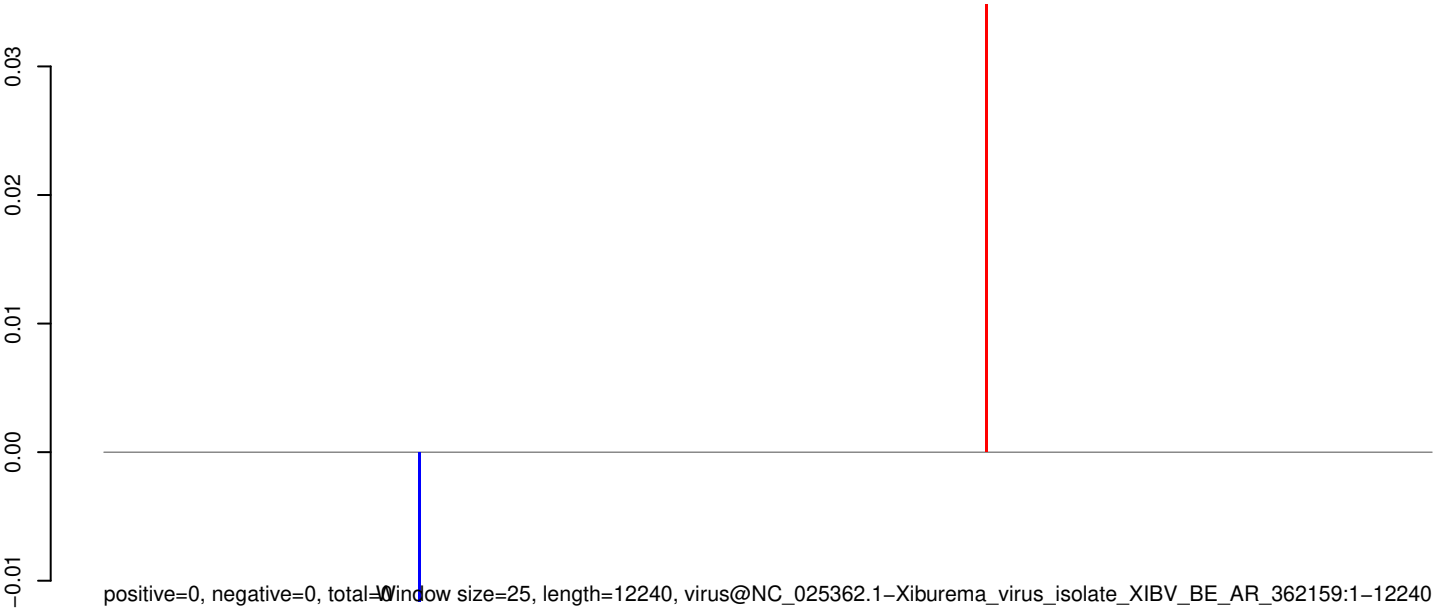
**AeAeg\_Aag2\_GFP\_r123\_ZA.18\_23.rep**



**AeAeg\_Aag2\_GFP\_r123\_ZA.24\_35.rep**




**AeAeg\_Aag2\_GFP\_r123\_ZA.rep**




Window size=25, length=12240, virus@NC\_025362.1-Xiburema\_virus\_isolate\_XIBV\_BE\_AR\_362159:1-12240

0 2000 4000 6000 8000 10000 12000

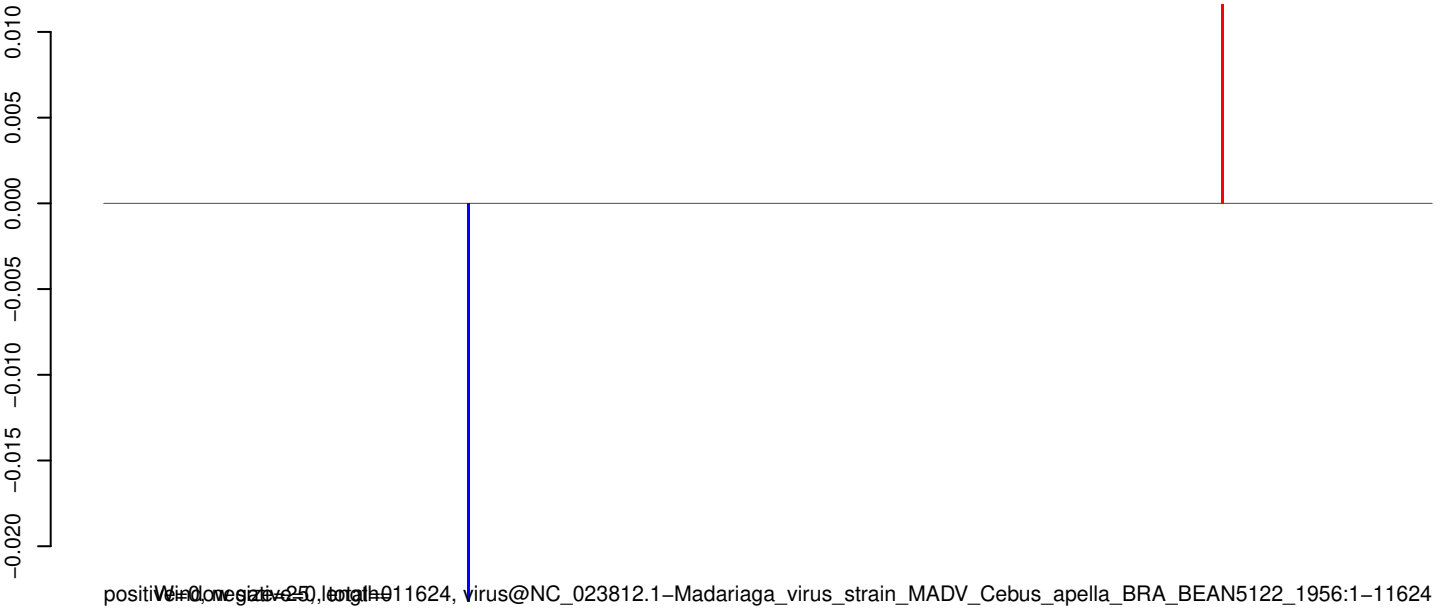
**AeAeg\_Aag2\_GFP\_r123\_ZA.18\_23.rep**



**AeAeg\_Aag2\_GFP\_r123\_ZA.24\_35.rep**



**AeAeg\_Aag2\_GFP\_r123\_ZA.rep**




0 2000 4000 6000 8000 10000 12000

**AeAeg\_Aag2\_GFP\_r123\_ZA.18\_23.rep**



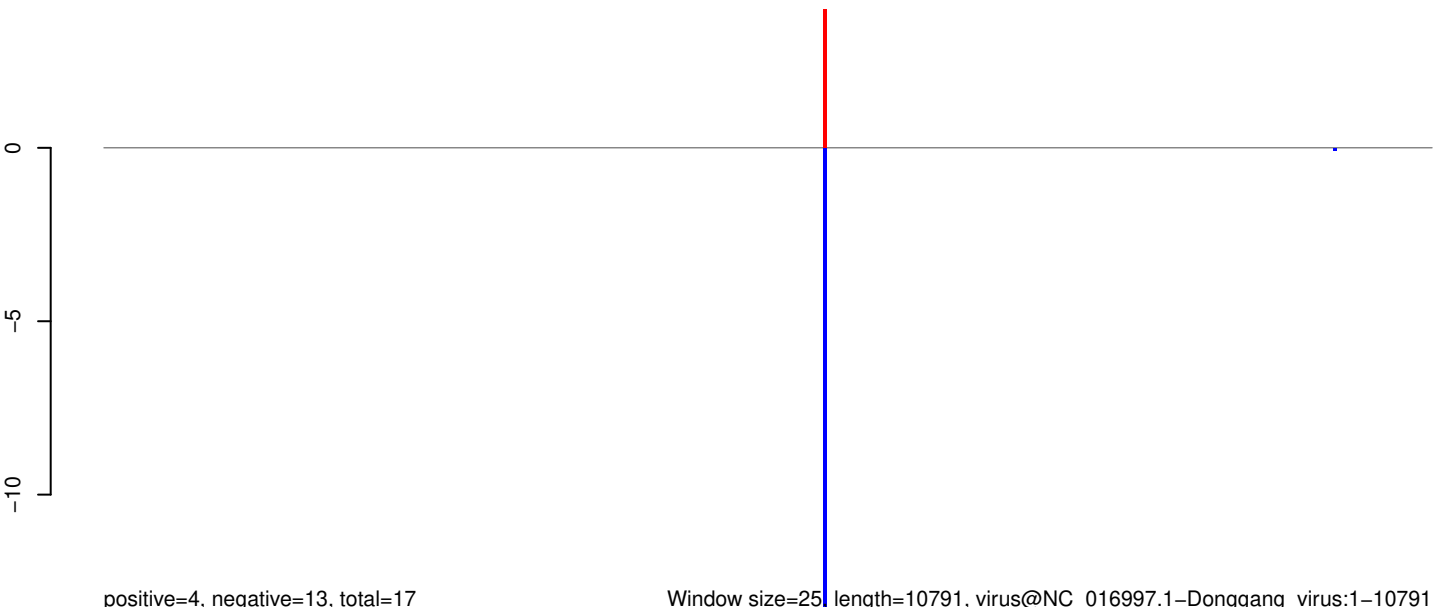
positive=4, negative=13, total=17

**AeAeg\_Aag2\_GFP\_r123\_ZA.24\_35.rep**



positive=0, negative=0, total=0

**AeAeg\_Aag2\_GFP\_r123\_ZA.rep**




positive=4, negative=13, total=17


Window size=25, length=10791, virus@NC\_016997.1-Donggang\_virus:1-10791

0 2000 4000 6000 8000 10000


**AeAeg\_Aag2\_GFP\_r123\_ZA.18\_23.rep**



**AeAeg\_Aag2\_GFP\_r123\_ZA.24\_35.rep**




**AeAeg\_Aag2\_GFP\_r123\_ZA.rep**



Window size=25, length=10814, virus@NC\_012735.1-Wesselsbron\_virus:1-10814


0 2000 4000 6000 8000 10000

**AeAeg\_Aag2\_GFP\_r123\_ZA.18\_23.rep**



positive=0, negative=0, total=0

**AeAeg\_Aag2\_GFP\_r123\_ZA.24\_35.rep**



positive=0, negative=0, total=0


**AeAeg\_Aag2\_GFP\_r123\_ZA.rep**




positive=0, negative=0, total=0

Window size=25, length=10510, virus@NC\_008718.1-Entebbe\_bat\_virus:1-10510


**AeAeg\_Aag2\_GFP\_r123\_ZA.18\_23.rep**



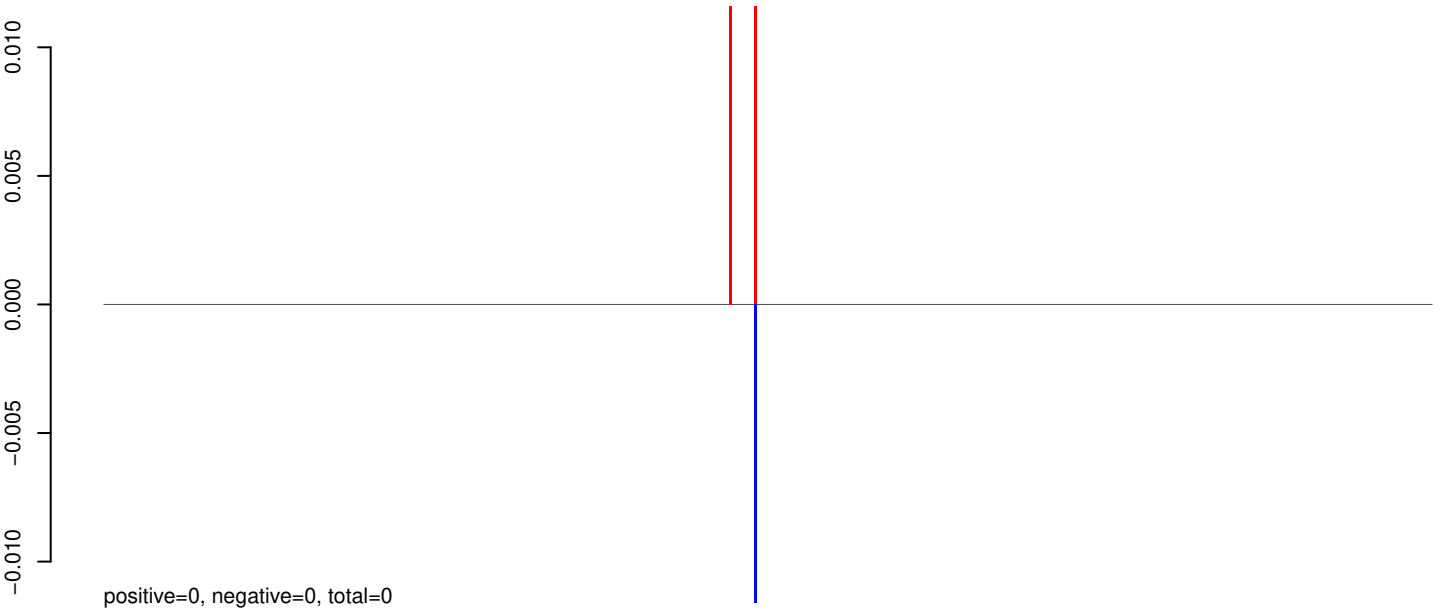
**AeAeg\_Aag2\_GFP\_r123\_ZA.24\_35.rep**




**AeAeg\_Aag2\_GFP\_r123\_ZA.rep**



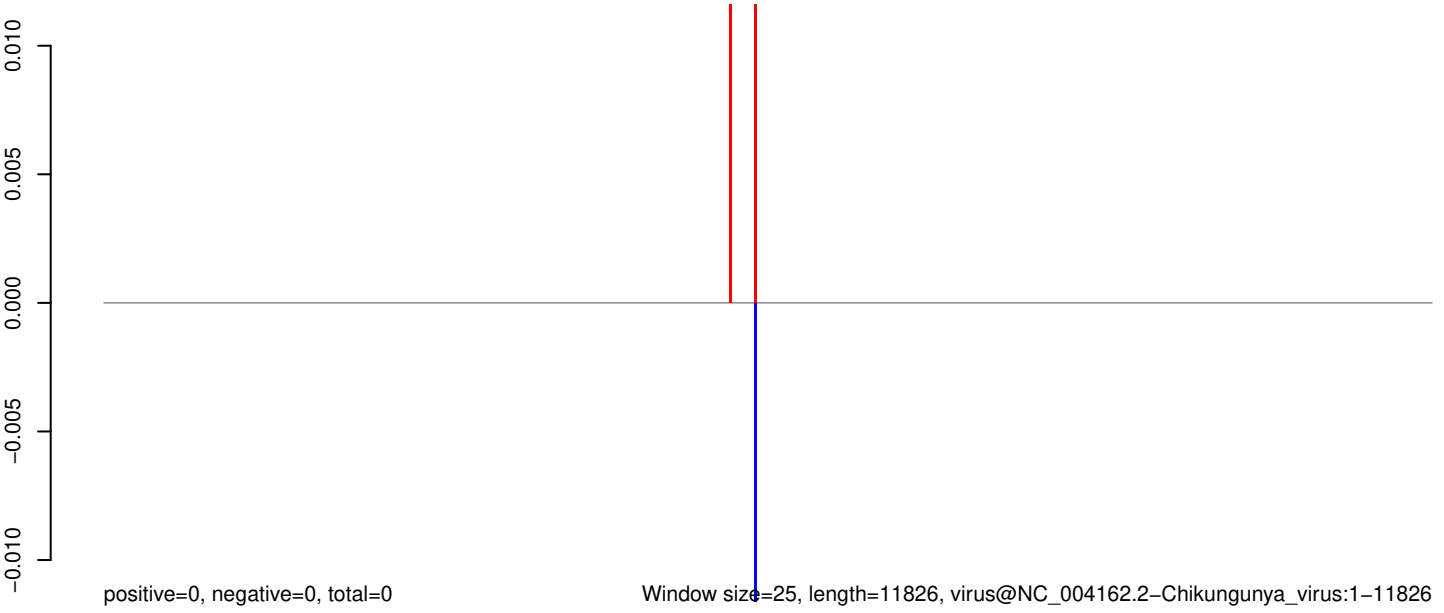
**AeAeg\_Aag2\_GFP\_r123\_ZA.18\_23.rep**



**AeAeg\_Aag2\_GFP\_r123\_ZA.24\_35.rep**




**AeAeg\_Aag2\_GFP\_r123\_ZA.rep**




Window size=25, length=11826, virus@NC\_004162.2-Chikungunya\_virus:1-11826

0 2000 4000 6000 8000 10000 12000

**AeAeg\_Aag2\_GFP\_r123\_ZA.18\_23.rep**



**AeAeg\_Aag2\_GFP\_r123\_ZA.24\_35.rep**



**AeAeg\_Aag2\_GFP\_r123\_ZA.rep**




Window size=25, length=10690, virus@NC\_004119.1-Montana\_myotis\_leukoencephalitis\_virus:1-10690


0 2000 4000 6000 8000 10000




**AeAeg\_Aag2\_GFP\_r123\_ZA.18\_23.rep**



**AeAeg\_Aag2\_GFP\_r123\_ZA.24\_35.rep**




**AeAeg\_Aag2\_GFP\_r123\_ZA.rep**



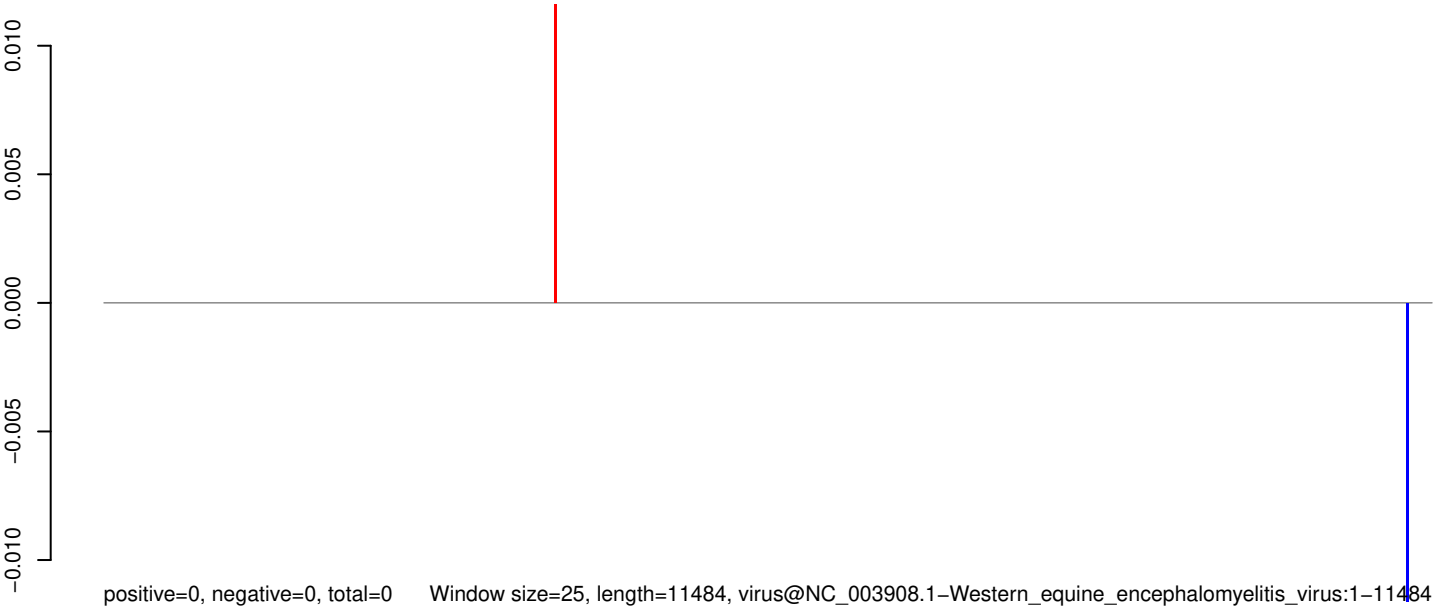
**AeAeg\_Aag2\_GFP\_r123\_ZA.18\_23.rep**



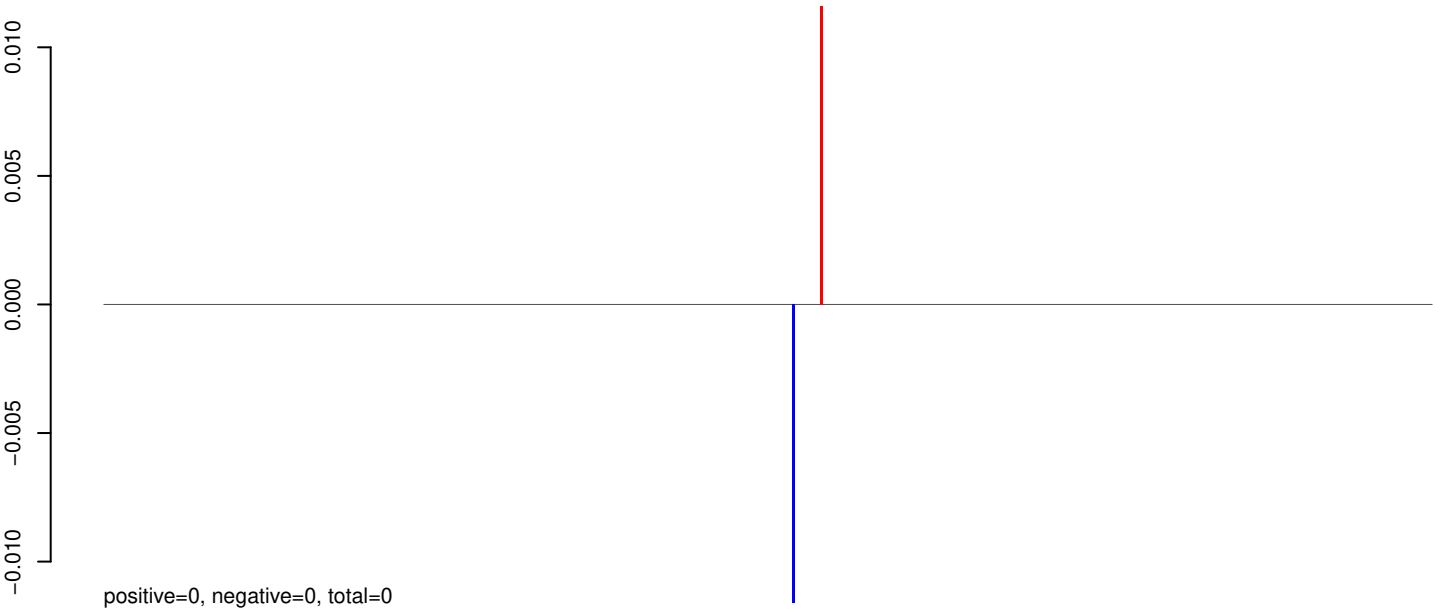
**AeAeg\_Aag2\_GFP\_r123\_ZA.24\_35.rep**




**AeAeg\_Aag2\_GFP\_r123\_ZA.rep**



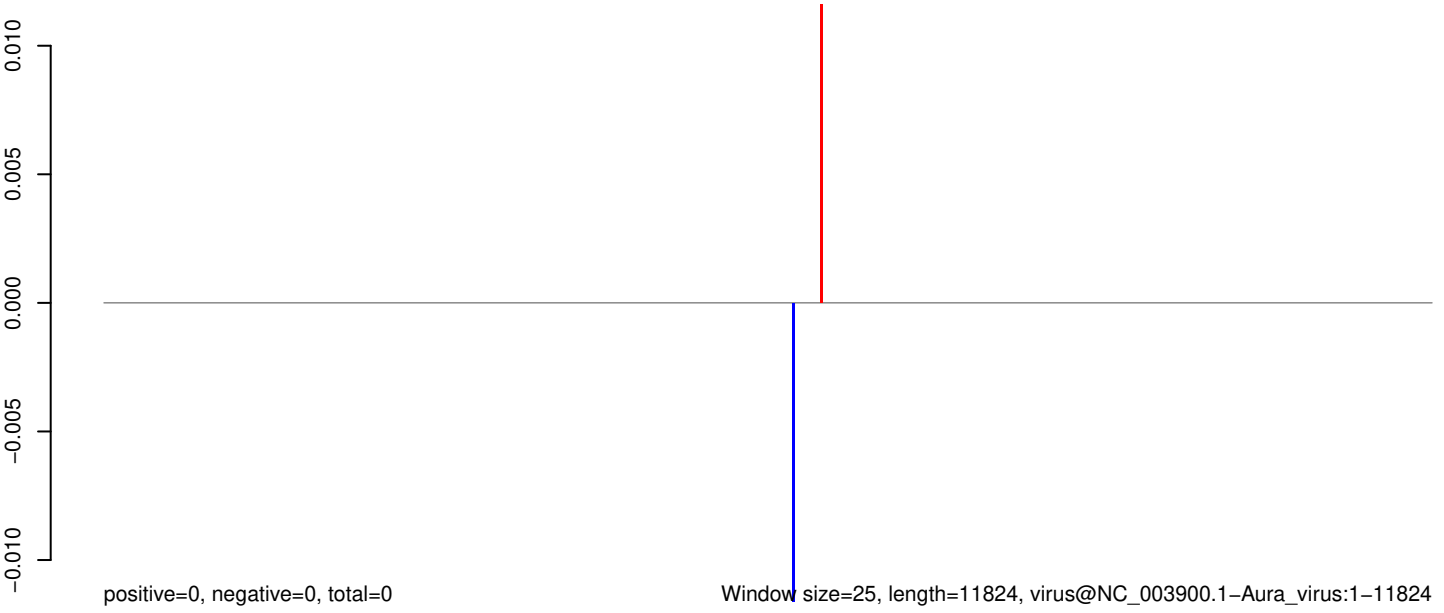
**AeAeg\_Aag2\_GFP\_r123\_ZA.18\_23.rep**



**AeAeg\_Aag2\_GFP\_r123\_ZA.24\_35.rep**




**AeAeg\_Aag2\_GFP\_r123\_ZA.rep**




Window size=25, length=11824, virus@NC\_003900.1-Aura\_virus:1-11824

0 2000 4000 6000 8000 10000 12000

**AeAeg\_Aag2\_GFP\_r123\_ZA.18\_23.rep**



**AeAeg\_Aag2\_GFP\_r123\_ZA.24\_35.rep**



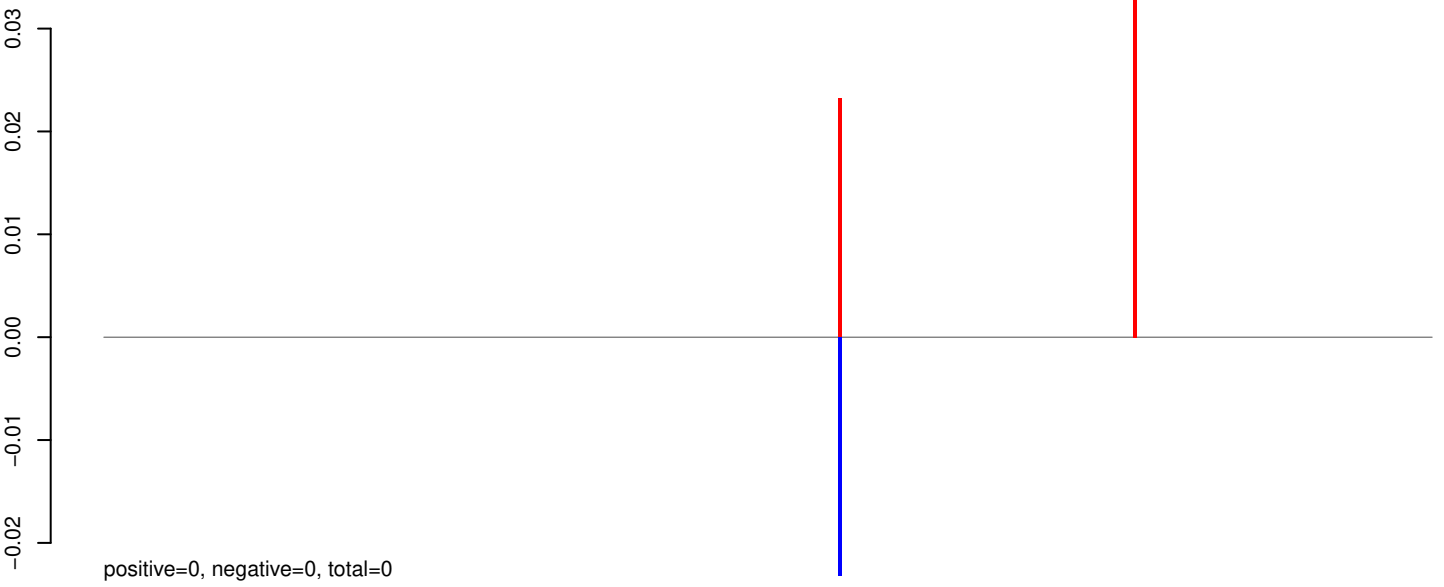
**AeAeg\_Aag2\_GFP\_r123\_ZA.rep**




Window size=25, length=10943, virus@NC\_003690.1-Langat\_virus:1-10943

0 2000 4000 6000 8000 10000

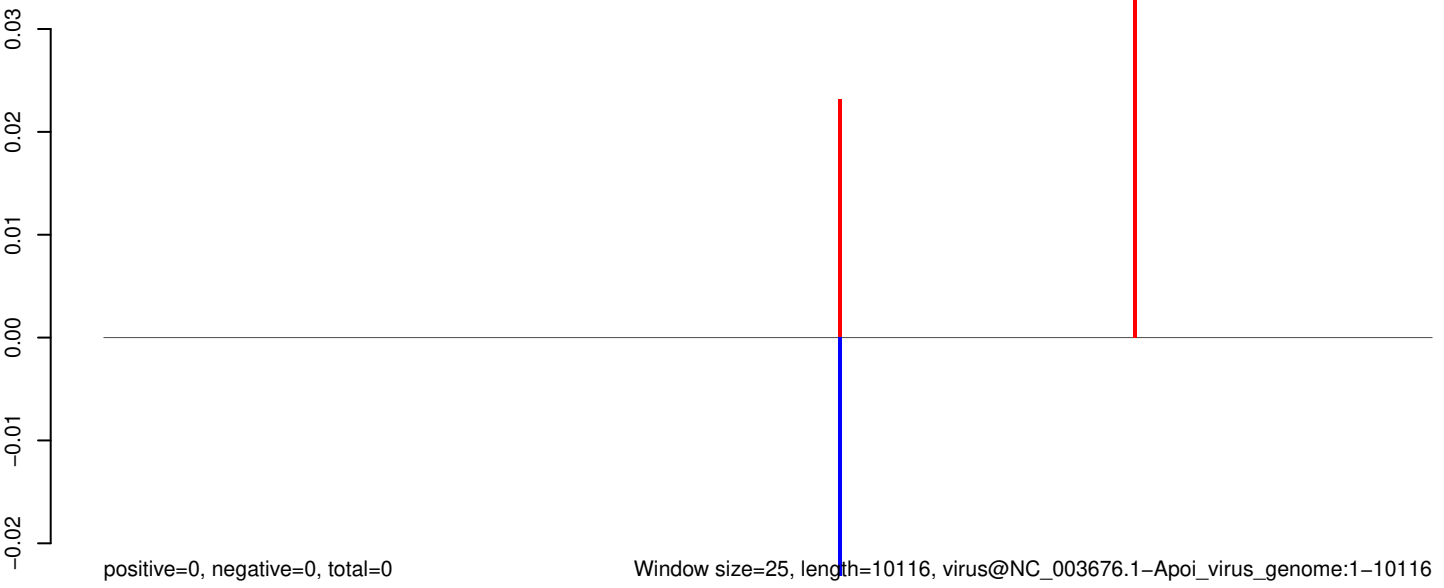
**AeAeg\_Aag2\_GFP\_r123\_ZA.18\_23.rep**



**AeAeg\_Aag2\_GFP\_r123\_ZA.24\_35.rep**




**AeAeg\_Aag2\_GFP\_r123\_ZA.rep**




Window size=25, length=10116, virus@NC\_003676.1-Apoi\_virus\_genome:1-10116

0 2000 4000 6000 8000 10000


**AeAeg\_Aag2\_GFP\_r123\_ZA.18\_23.rep**



**AeAeg\_Aag2\_GFP\_r123\_ZA.24\_35.rep**




**AeAeg\_Aag2\_GFP\_r123\_ZA.rep**




Window size=25, length=12294, virus@NC\_001927.1-Bunyamwera\_virus\_segment\_S\_plus\_segment\_M\_plus\_segment\_L:1-12294

0 2000 4000 6000 8000 10000 12000


**AeAeg\_Aag2\_GFP\_r123\_ZA.18\_23.rep**



**AeAeg\_Aag2\_GFP\_r123\_ZA.24\_35.rep**

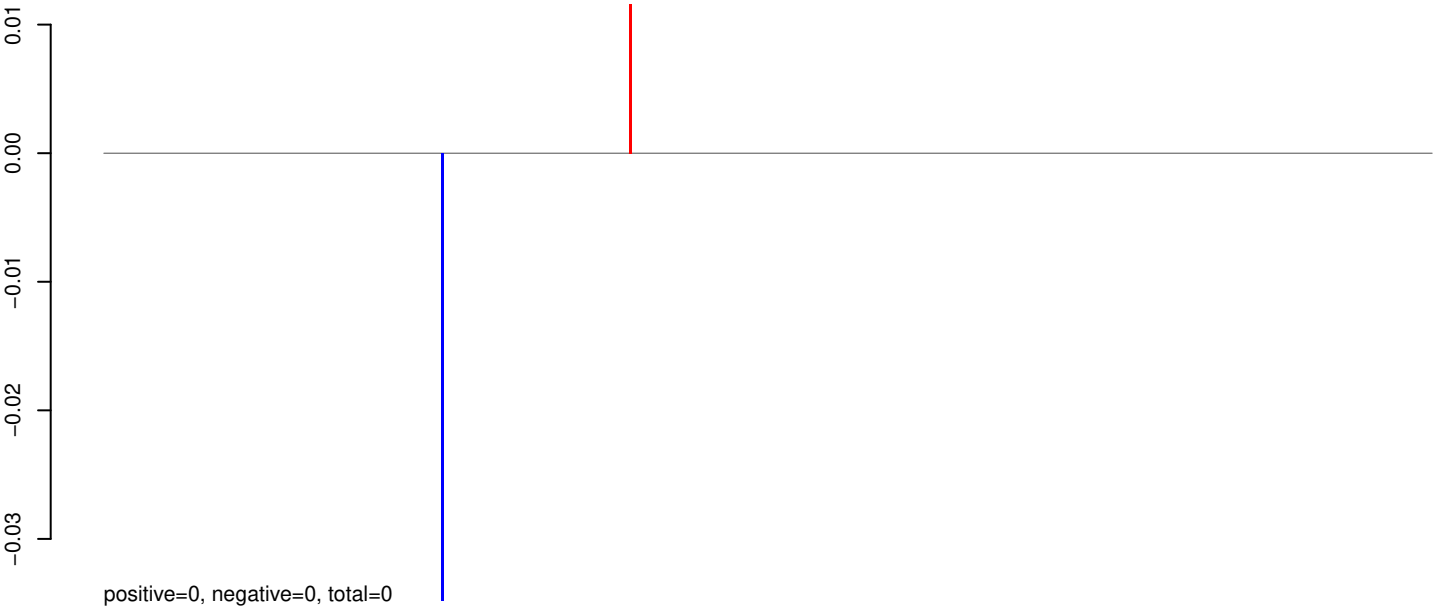


**AeAeg\_Aag2\_GFP\_r123\_ZA.rep**




0 2000 4000 6000 8000 10000


**AeAeg\_Aag2\_GFP\_r123\_ZA.18\_23.rep**



**AeAeg\_Aag2\_GFP\_r123\_ZA.24\_35.rep**



**AeAeg\_Aag2\_GFP\_r123\_ZA.rep**




positive=0, negative=0, total=0, window size=25, length=12195, virus@MG747536.1\_Oropouche\_virus\_isolate\_BeAr\_136921\_segment\_S\_M\_L\_:1-12195

0 2000 4000 6000 8000 10000 12000







**AeAeg\_Aag2\_GFP\_r123\_ZA.18\_23.rep**




**AeAeg\_Aag2\_GFP\_r123\_ZA.24\_35.rep**




**AeAeg\_Aag2\_GFP\_r123\_ZA.rep**



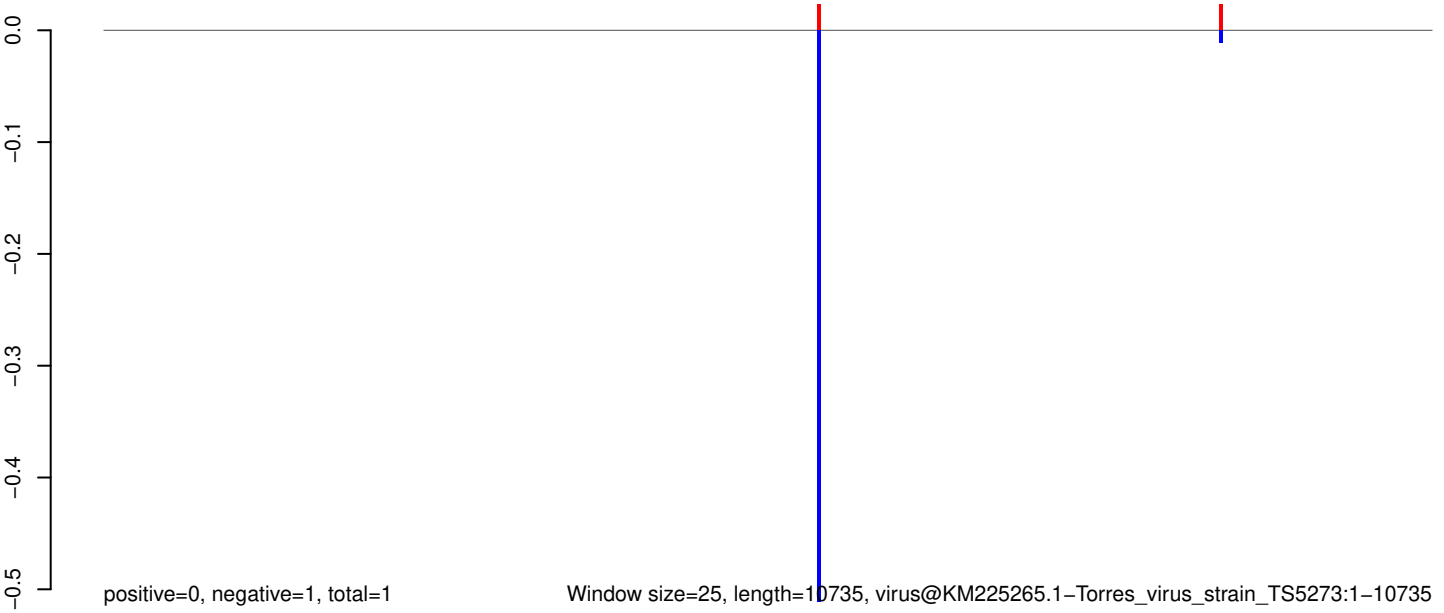
**AeAeg\_Aag2\_GFP\_r123\_ZA.18\_23.rep**



**AeAeg\_Aag2\_GFP\_r123\_ZA.24\_35.rep**



**AeAeg\_Aag2\_GFP\_r123\_ZA.rep**




Window size=25, length=10735, virus@KM225265.1-Torres\_virus\_strain\_TS5273:1-10735

0 2000 4000 6000 8000 10000




**AeAeg\_Aag2\_GFP\_r123\_ZA.18\_23.rep**




positive=0, negative=1, total=1

**AeAeg\_Aag2\_GFP\_r123\_ZA.24\_35.rep**



positive=0, negative=0, total=0

**AeAeg\_Aag2\_GFP\_r123\_ZA.rep**




positive=0, negative=1, total=1


Window size=25, length=10960, virus@AY898809.1-Alfuy\_virus\_strain\_MRM3929:1-10960



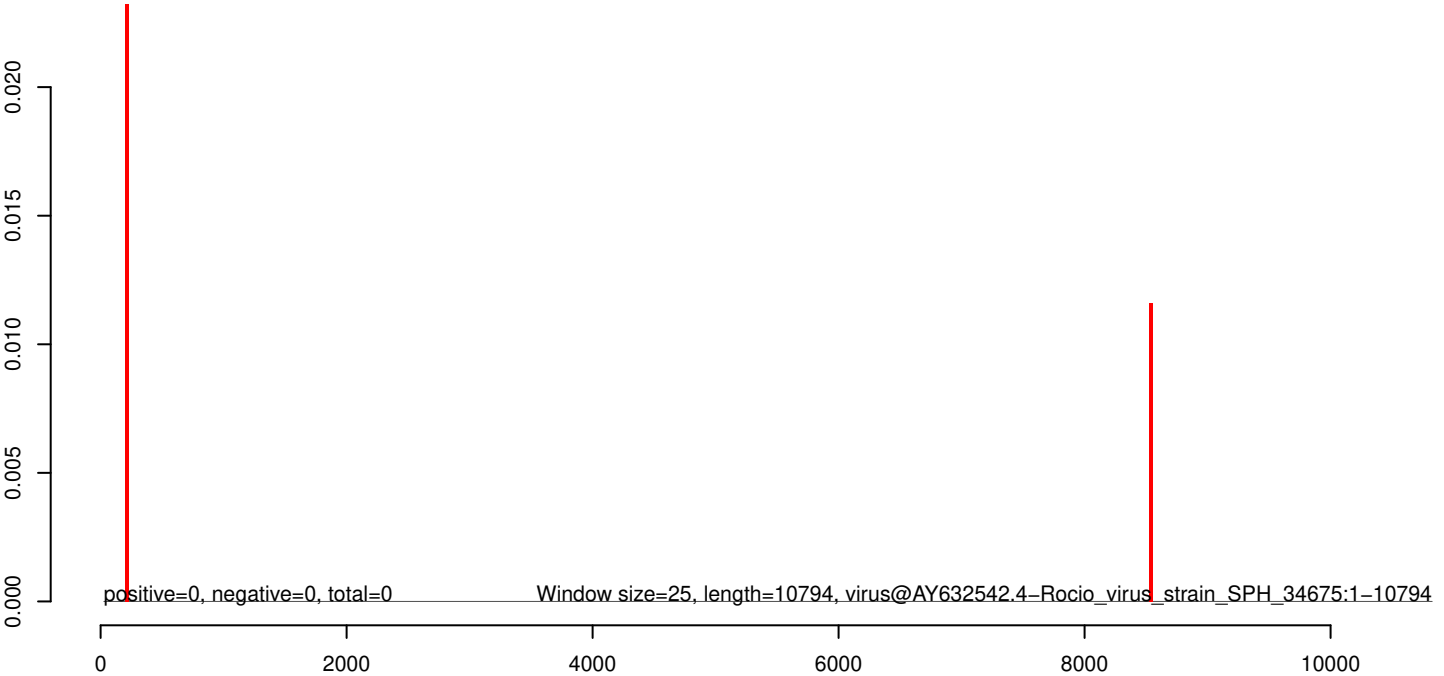
**AeAeg\_Aag2\_GFP\_r123\_ZA.18\_23.rep**




**AeAeg\_Aag2\_GFP\_r123\_ZA.24\_35.rep**




**AeAeg\_Aag2\_GFP\_r123\_ZA.rep**




**AeAeg\_Aag2\_GFP\_r123\_ZA.18\_23.rep**



**AeAeg\_Aag2\_GFP\_r123\_ZA.24\_35.rep**




**AeAeg\_Aag2\_GFP\_r123\_ZA.rep**



Window size=25, length=10922, virus@AY632538.4-Iguape\_virus\_strain\_SPAn\_71686:1-10922


0 2000 4000 6000 8000 10000

**AeAeg\_Aag2\_GFP\_r123\_ZA.18\_23.rep**



positive=0, negative=0, total=0

**AeAeg\_Aag2\_GFP\_r123\_ZA.24\_35.rep**

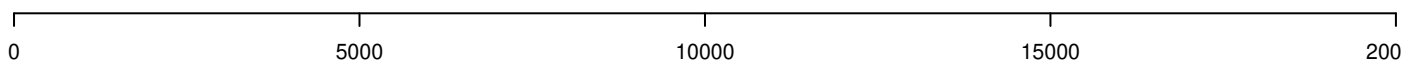


positive=0, negative=0, total=0

**AeAeg\_Aag2\_GFP\_r123\_ZA.rep**




positive=0, negative=0, total=0, window size=25, length=19208, virus@X12819.1-Bluetongue\_virus\_gene\_for\_capsid\_protein\_VP1\_genomic\_RNA:1-19208






**AeAeg\_Aag2\_GFP\_r123\_ZA.18\_23.rep**



**AeAeg\_Aag2\_GFP\_r123\_ZA.24\_35.rep**



**AeAeg\_Aag2\_GFP\_r123\_ZA.rep**



**AeAeg\_Aag2\_GFP\_r123\_ZA.18\_23.rep**



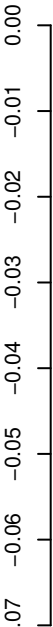
positive=0, negative=0, total=0

**AeAeg\_Aag2\_GFP\_r123\_ZA.24\_35.rep**

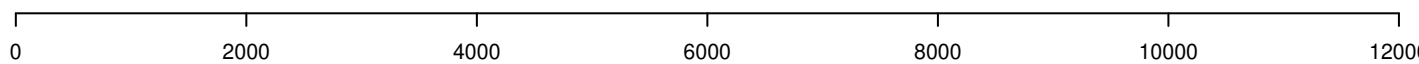


positive=0, negative=0, total=0

**AeAeg\_Aag2\_GFP\_r123\_ZA.rep**




positive=0, negative=0, total=0




Window size=25, length=11503, virus@NC\_035132.1\_Culex\_rhabdo-like\_virus\_strain\_mosWSB71420:1-11503


**AeAeg\_Aag2\_GFP\_r123\_ZA.18\_23.rep**




**AeAeg\_Aag2\_GFP\_r123\_ZA.24\_35.rep**




**AeAeg\_Aag2\_GFP\_r123\_ZA.rep**



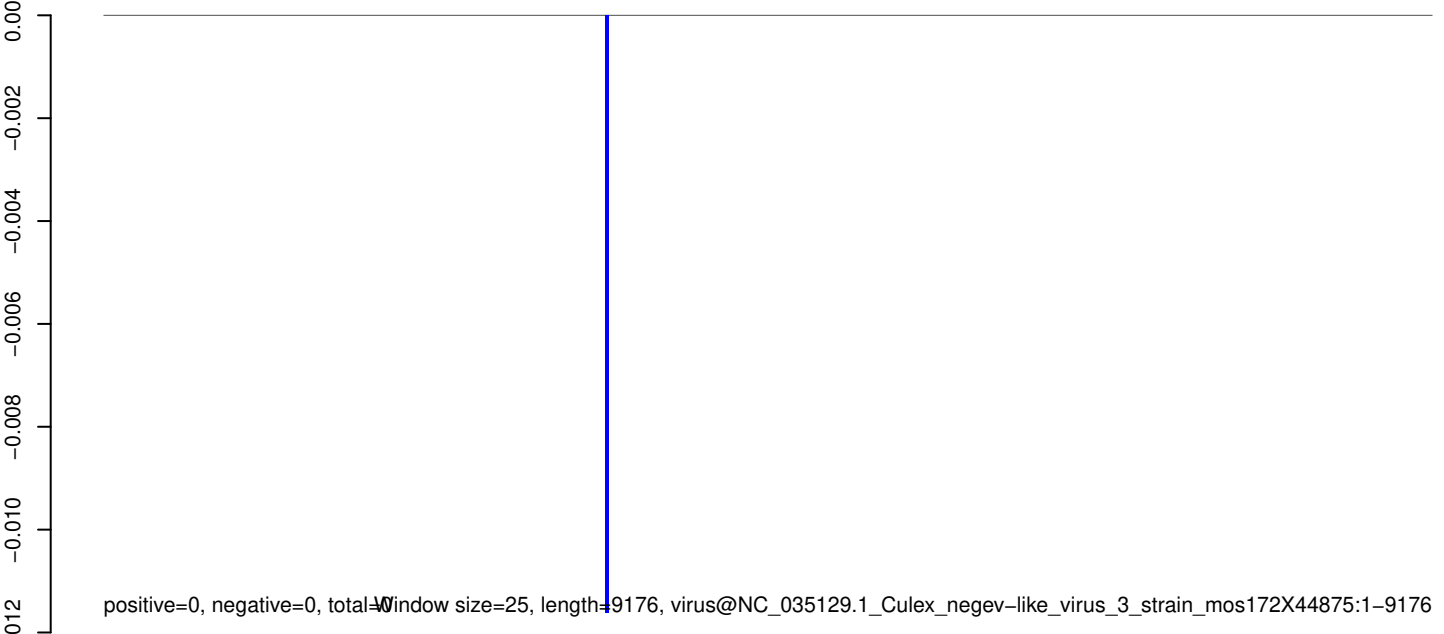
**AeAeg\_Aag2\_GFP\_r123\_ZA.18\_23.rep**



**AeAeg\_Aag2\_GFP\_r123\_ZA.24\_35.rep**



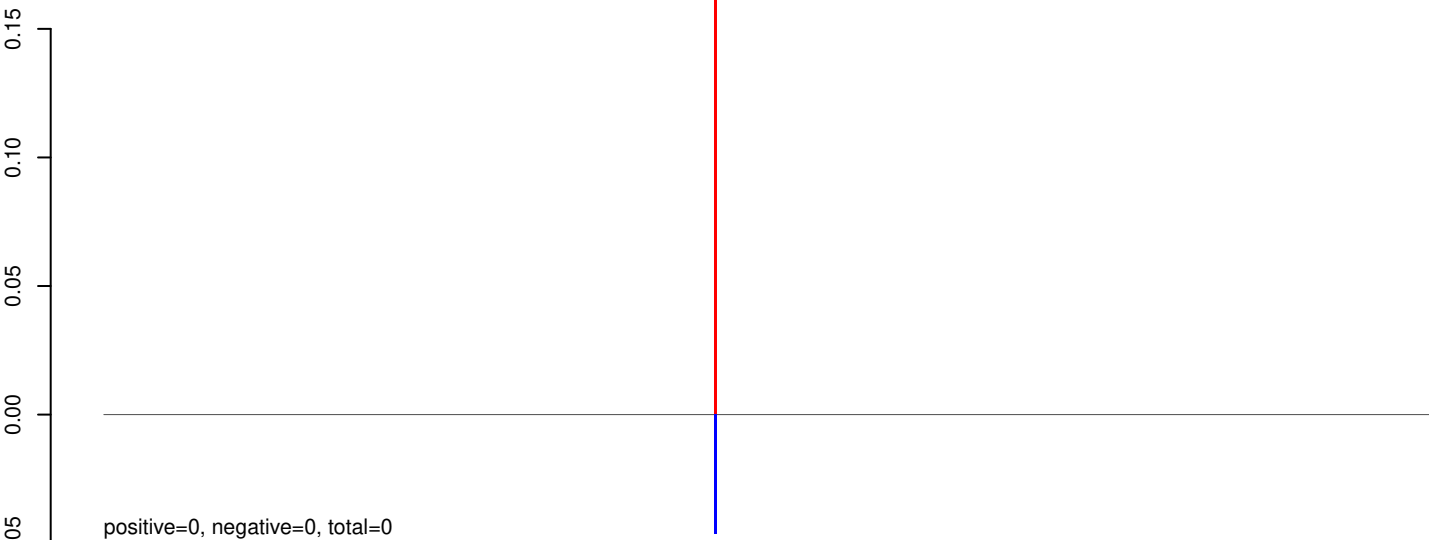
**AeAeg\_Aag2\_GFP\_r123\_ZA.rep**



Window size=25, length=9176, virus@NC\_035129.1\_Culex\_negev-like\_virus\_3\_strain\_mos172X44875:1-9176

0 2000 4000 6000 8000

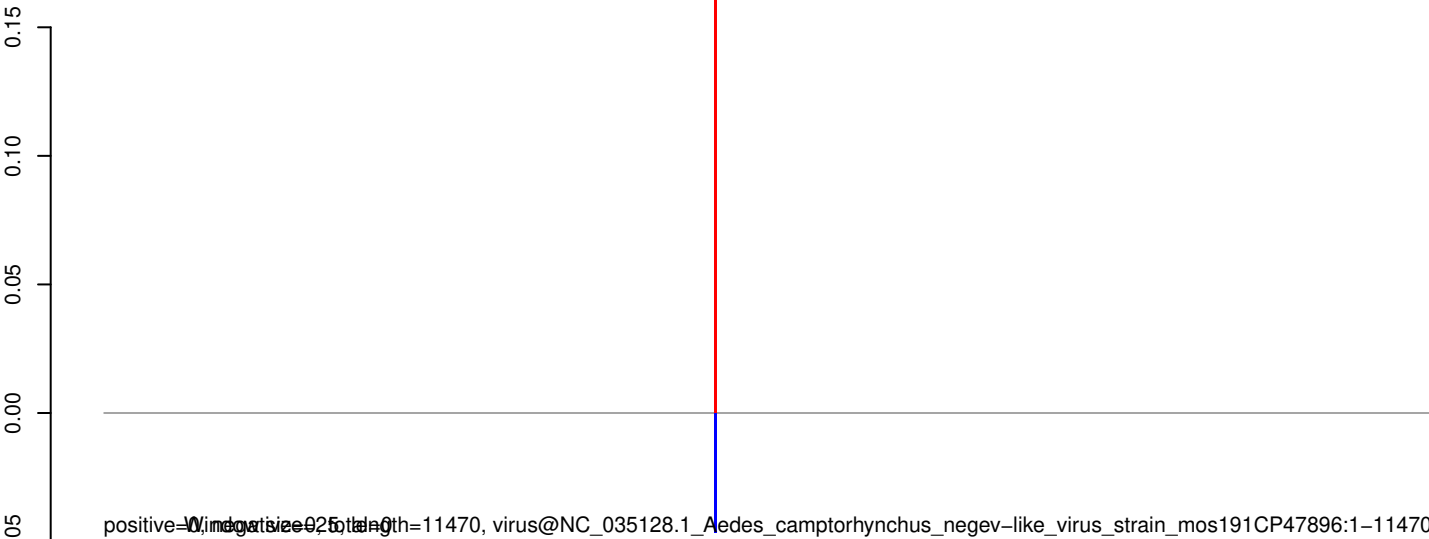
**AeAeg\_Aag2\_GFP\_r123\_ZA.18\_23.rep**




**AeAeg\_Aag2\_GFP\_r123\_ZA.24\_35.rep**




**AeAeg\_Aag2\_GFP\_r123\_ZA.rep**



**AeAeg\_Aag2\_GFP\_r123\_ZA.18\_23.rep**




**AeAeg\_Aag2\_GFP\_r123\_ZA.24\_35.rep**




**AeAeg\_Aag2\_GFP\_r123\_ZA.rep**




**AeAeg\_Aag2\_GFP\_r123\_ZA.18\_23.rep**




**AeAeg\_Aag2\_GFP\_r123\_ZA.24\_35.rep**

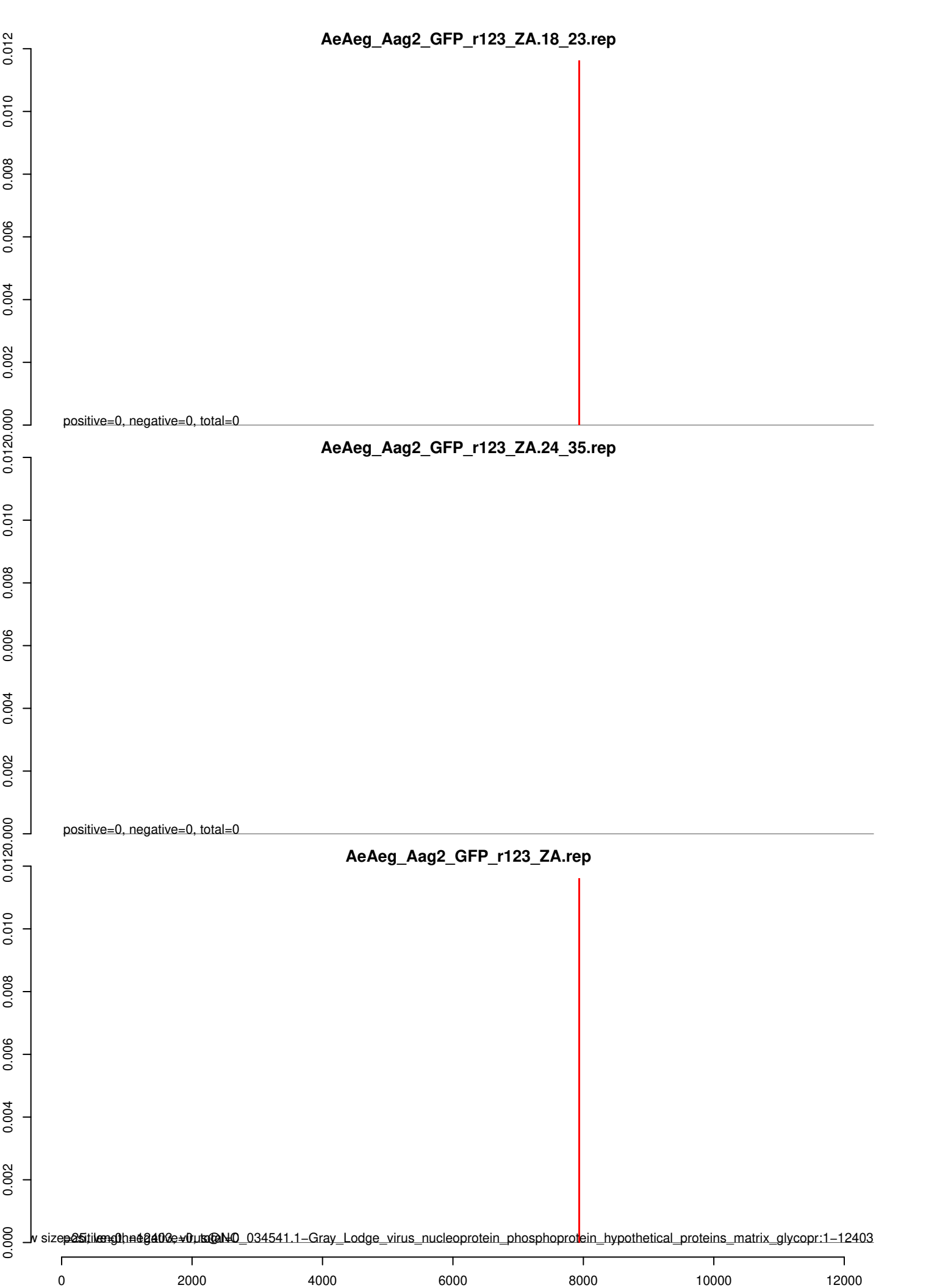


**AeAeg\_Aag2\_GFP\_r123\_ZA.rep**

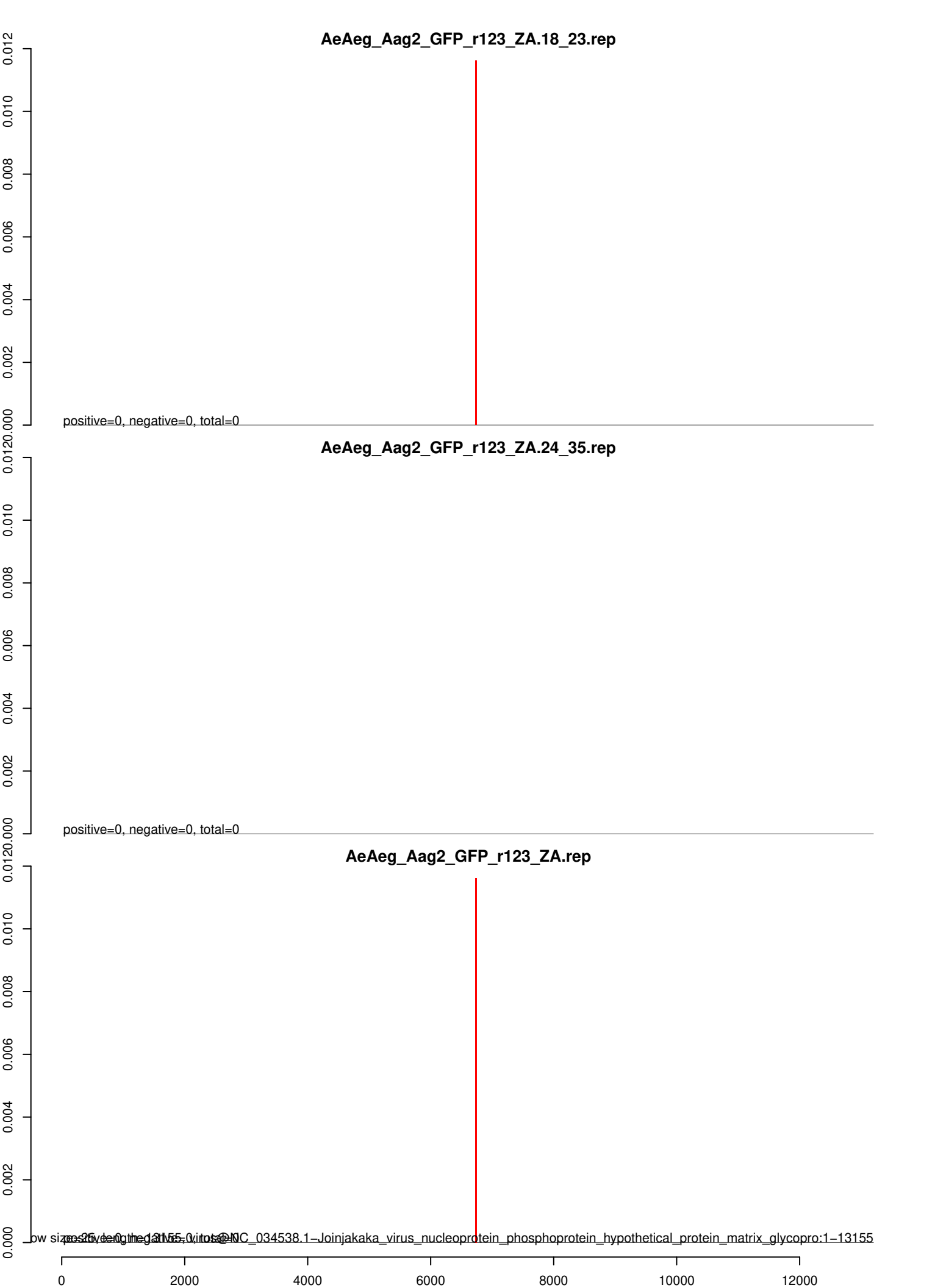


bow size=25, the 13189, 0 into NC\_034543.1-Ord\_River\_virus\_nucleoprotein\_hypothetical\_protein\_phosphoprotein\_hypothetical\_pro:1-13189











**AeAeg\_Aag2\_GFP\_r123\_ZA.18\_23.rep**



**AeAeg\_Aag2\_GFP\_r123\_ZA.24\_35.rep**




**AeAeg\_Aag2\_GFP\_r123\_ZA.rep**




bow size 25, length 13784, virus NC\_034531.1-Manitoba\_virus\_nucleoprotein\_phosphoprotein\_hypothetical\_proteins\_matrix\_glycoprot:1-13784


**AeAeg\_Aag2\_GFP\_r123\_ZA.18\_23.rep**




**AeAeg\_Aag2\_GFP\_r123\_ZA.24\_35.rep**




**AeAeg\_Aag2\_GFP\_r123\_ZA.rep**




**AeAeg\_Aag2\_GFP\_r123\_ZA.18\_23.rep**

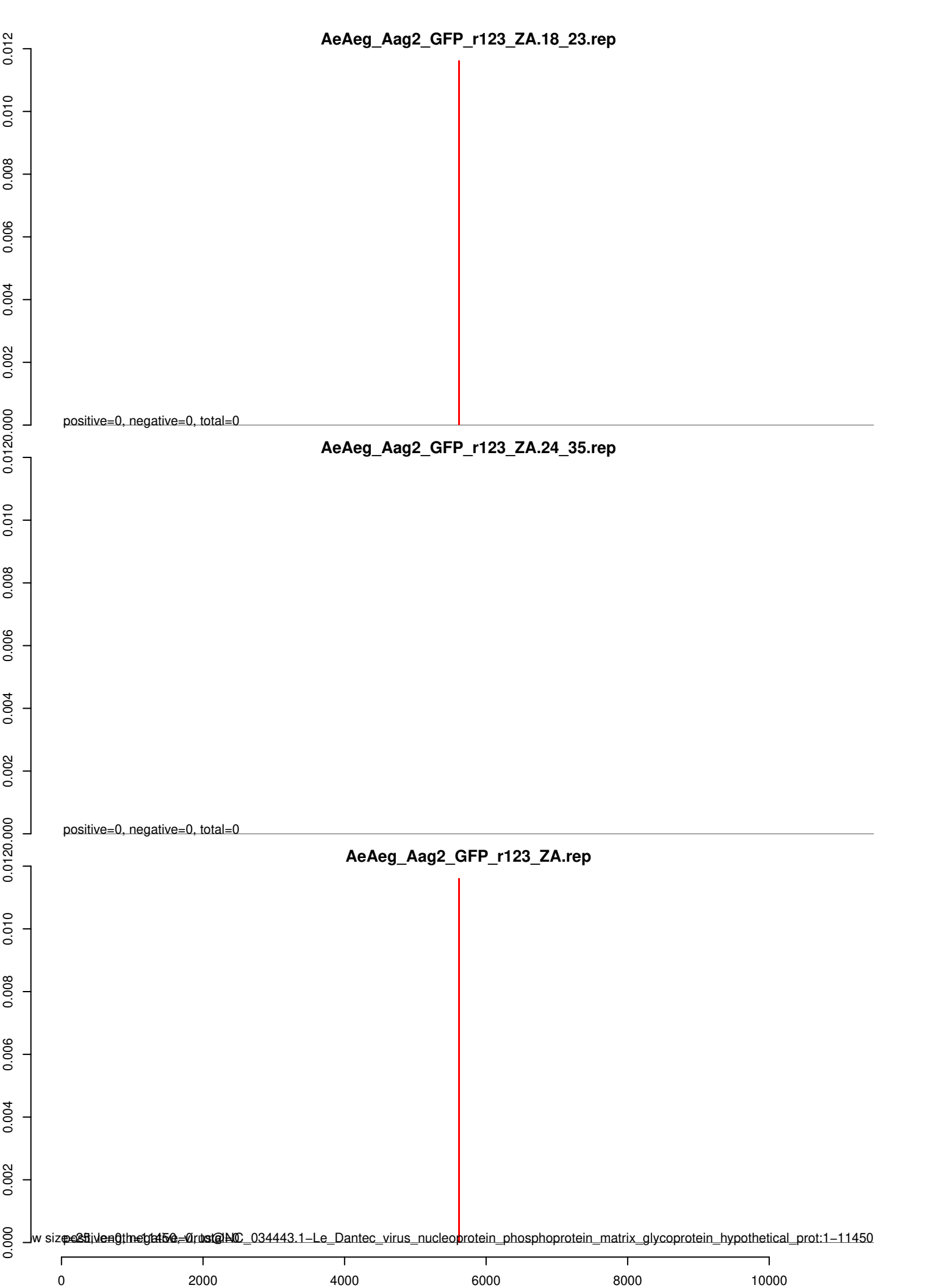


**AeAeg\_Aag2\_GFP\_r123\_ZA.24\_35.rep**




**AeAeg\_Aag2\_GFP\_r123\_ZA.rep**






**AeAeg\_Aag2\_GFP\_r123\_ZA.18\_23.rep**



**AeAeg\_Aag2\_GFP\_r123\_ZA.24\_35.rep**




**AeAeg\_Aag2\_GFP\_r123\_ZA.rep**




Window size=25, length=10293, virus@NC\_034018.1-Yaounde\_virus\_strain\_Dak\_Ar\_Y276\_polyprotein\_gene:1-10293

0 2000 4000 6000 8000 10000

**AeAeg\_Aag2\_GFP\_r123\_ZA.18\_23.rep**




**AeAeg\_Aag2\_GFP\_r123\_ZA.24\_35.rep**



**AeAeg\_Aag2\_GFP\_r123\_ZA.rep**




**AeAeg\_Aag2\_GFP\_r123\_ZA.18\_23.rep**



**AeAeg\_Aag2\_GFP\_r123\_ZA.24\_35.rep**



**AeAeg\_Aag2\_GFP\_r123\_ZA.rep**




Window size=25, length=10173, virus@NC\_033699.1-Jugra\_virus\_strain\_P-9-314\_polyprotein\_gene:1-10173

0 2000 4000 6000 8000 10000




**AeAeg\_Aag2\_GFP\_r123\_ZA.18\_23.rep**



positive=0, negative=0, total=0

**AeAeg\_Aag2\_GFP\_r123\_ZA.24\_35.rep**




positive=0, negative=0, total=0


**AeAeg\_Aag2\_GFP\_r123\_ZA.rep**




positive=0, negative=0, total=25, length=10173, virus@NC\_033697.1-Saboya\_virus\_strain\_Dak\_AR\_D4600\_polyprotein\_gene:1-10173



**AeAeg\_Aag2\_GFP\_r123\_ZA.18\_23.rep**




**AeAeg\_Aag2\_GFP\_r123\_ZA.24\_35.rep**



**AeAeg\_Aag2\_GFP\_r123\_ZA.rep**




**AeAeg\_Aag2\_GFP\_r123\_ZA.18\_23.rep**




positive=0, negative=0, total=0

**AeAeg\_Aag2\_GFP\_r123\_ZA.24\_35.rep**



positive=0, negative=0, total=0

**AeAeg\_Aag2\_GFP\_r123\_ZA.rep**



positive=0, negative=0, total=0 window size=25, length=10869, virus@NC\_031957.1-UNVERIFIED\_Coot\_Bay\_virus\_strain\_EVG5-53:1-10869


0 2000 4000 6000 8000 10000

**AeAeg\_Aag2\_GFP\_r123\_ZA.18\_23.rep**




positive=0, negative=0, total=0

**AeAeg\_Aag2\_GFP\_r123\_ZA.24\_35.rep**




positive=0, negative=0, total=0


**AeAeg\_Aag2\_GFP\_r123\_ZA.rep**



positive=0, negative=0, total=0 window size=25, length=10206, virus@NC\_030289.1-Edge\_Hill\_virus\_strain\_YMP\_48\_polyprotein\_gene:1-10206



**AeAeg\_Aag2\_GFP\_r123\_ZA.18\_23.rep**




positive=0, negative=0, total=0

**AeAeg\_Aag2\_GFP\_r123\_ZA.24\_35.rep**

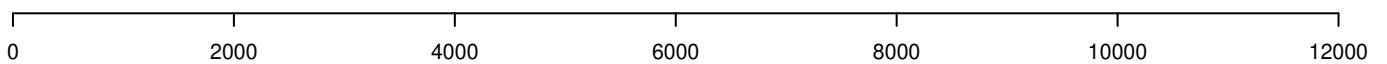


positive=0, negative=0, total=0


**AeAeg\_Aag2\_GFP\_r123\_ZA.rep**




positive=0, negative=0, total=0 Window size=25, length=12004, virus@NC\_028265.1\_Wuhan\_Mosquito\_Virus\_8\_strain\_XC2-7:1-12004



**AeAeg\_Aag2\_GFP\_r123\_ZA.18\_23.rep**



**AeAeg\_Aag2\_GFP\_r123\_ZA.24\_35.rep**




**AeAeg\_Aag2\_GFP\_r123\_ZA.rep**




Window size=25, length=11220, virus@NC\_025399.1-Oak-Vale\_virus\_strain\_CSIRO\_1342:1-11220

0 2000 4000 6000 8000 10000

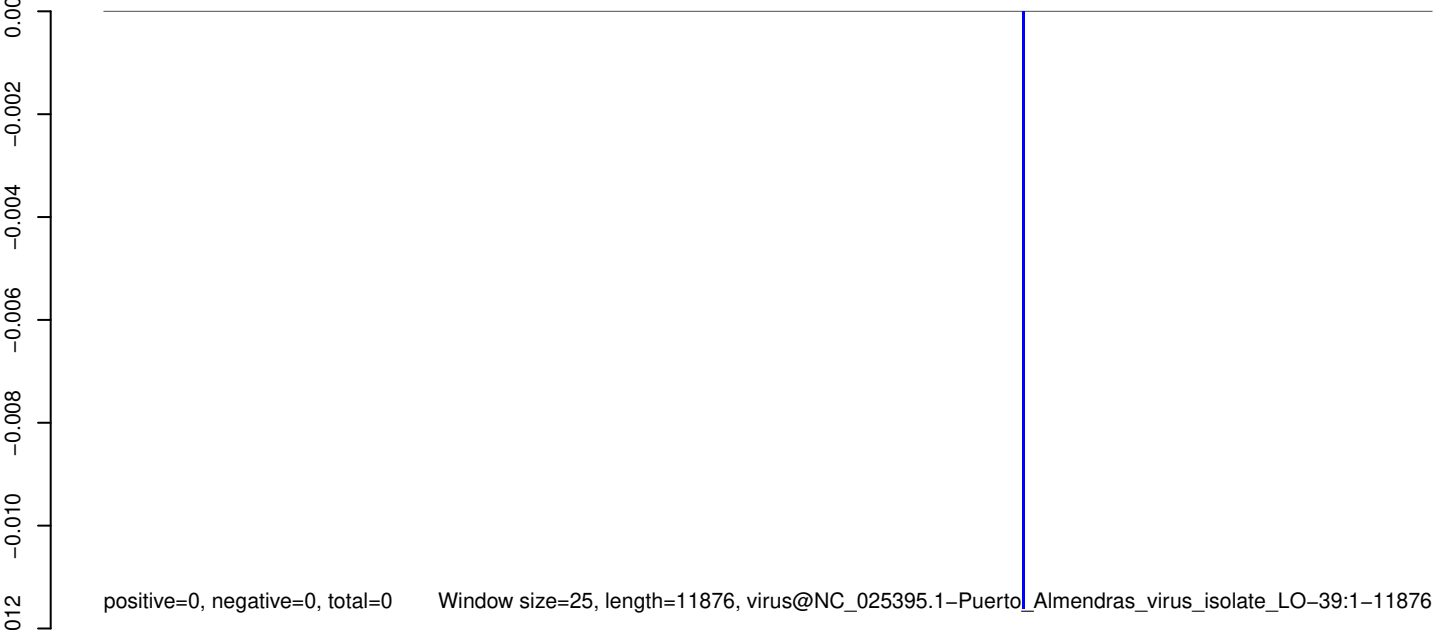
**AeAeg\_Aag2\_GFP\_r123\_ZA.18\_23.rep**



**AeAeg\_Aag2\_GFP\_r123\_ZA.24\_35.rep**



**AeAeg\_Aag2\_GFP\_r123\_ZA.rep**



Window size=25, length=11876, virus@NC\_025395.1-Puerto\_Almendras\_virus\_isolate\_LO-39:1-11876

0 2000 4000 6000 8000 10000 12000


**AeAeg\_Aag2\_GFP\_r123\_ZA.18\_23.rep**



**AeAeg\_Aag2\_GFP\_r123\_ZA.24\_35.rep**




**AeAeg\_Aag2\_GFP\_r123\_ZA.rep**







**AeAeg\_Aag2\_GFP\_r123\_ZA.18\_23.rep**




**AeAeg\_Aag2\_GFP\_r123\_ZA.24\_35.rep**




**AeAeg\_Aag2\_GFP\_r123\_ZA.rep**




**AeAeg\_Aag2\_GFP\_r123\_ZA.18\_23.rep**




**AeAeg\_Aag2\_GFP\_r123\_ZA.24\_35.rep**




**AeAeg\_Aag2\_GFP\_r123\_ZA.rep**




**AeAeg\_Aag2\_GFP\_r123\_ZA.18\_23.rep**



**AeAeg\_Aag2\_GFP\_r123\_ZA.24\_35.rep**

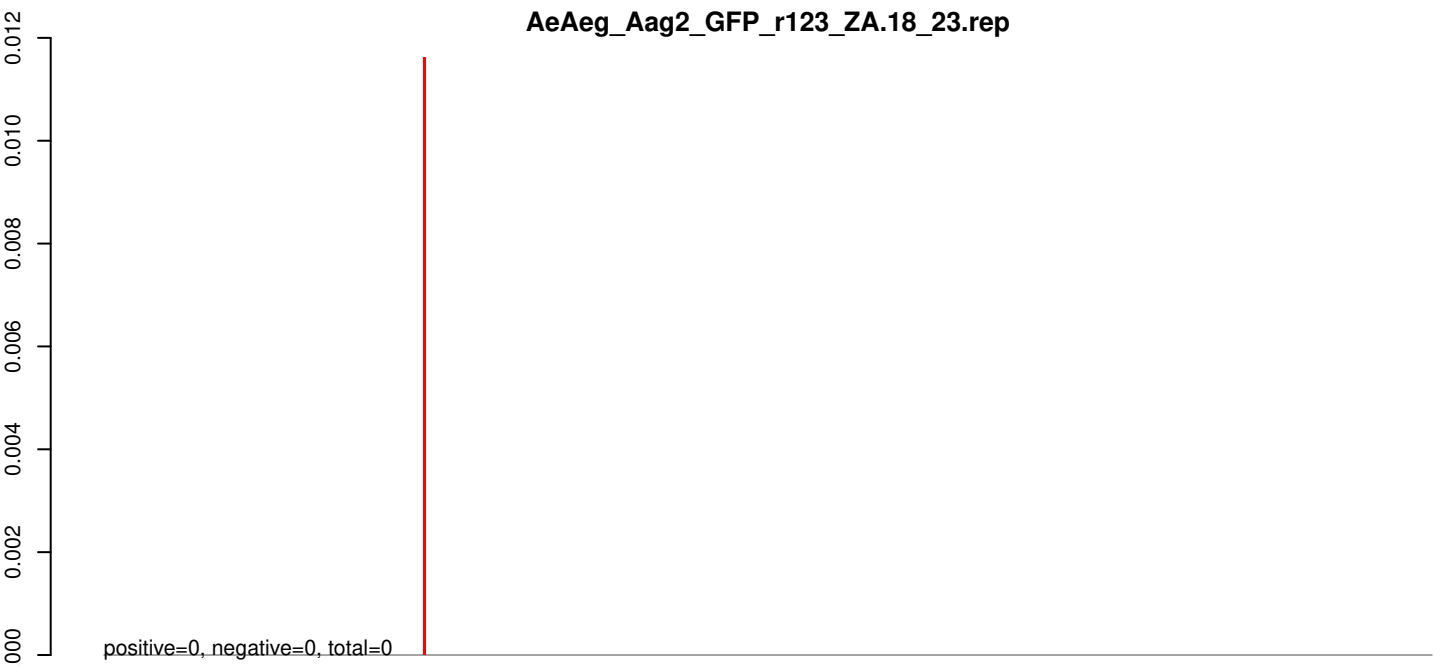


**AeAeg\_Aag2\_GFP\_r123\_ZA.rep**




0 2000 4000 6000 8000 10000

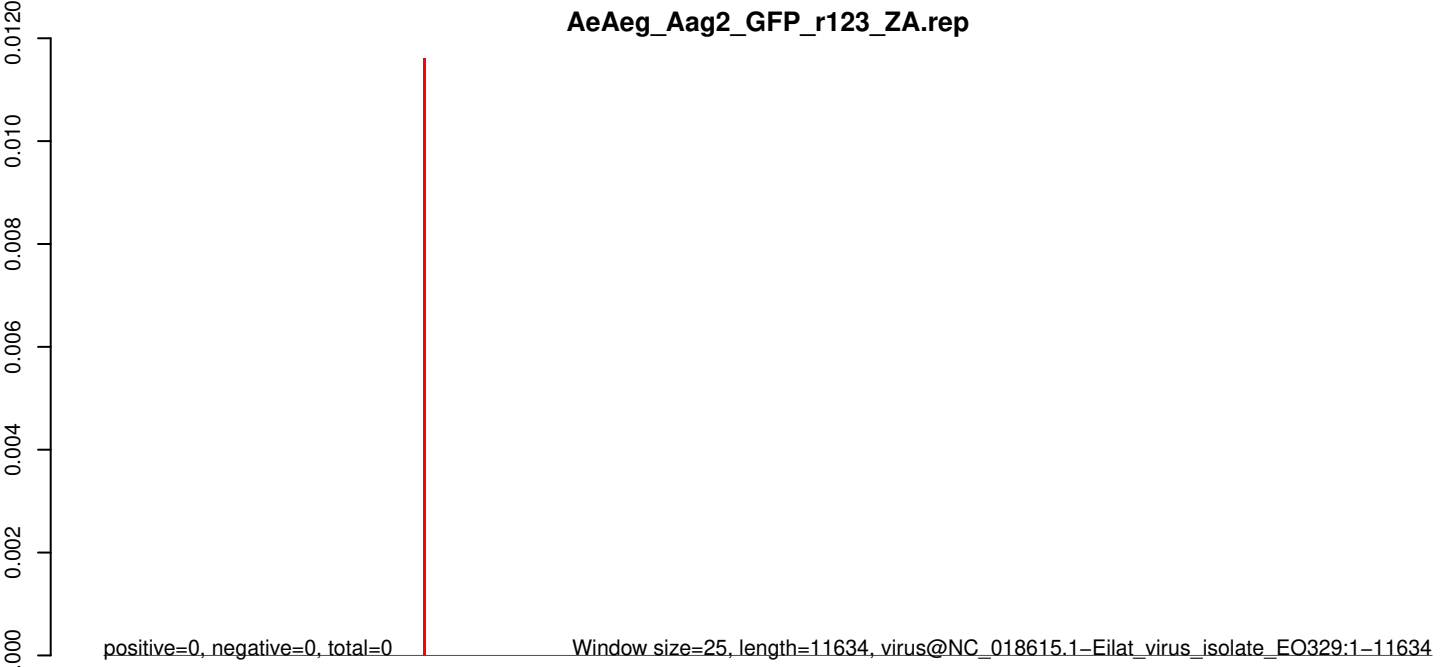
**AeAeg\_Aag2\_GFP\_r123\_ZA.18\_23.rep**



**AeAeg\_Aag2\_GFP\_r123\_ZA.24\_35.rep**



**AeAeg\_Aag2\_GFP\_r123\_ZA.rep**



**AeAeg\_Aag2\_GFP\_r123\_ZA.18\_23.rep**

0.000  
-0.005  
-0.010  
-0.015  
-0.020  
-0.025  
-0.030  
-0.035

positive=0, negative=0, total=0

**AeAeg\_Aag2\_GFP\_r123\_ZA.24\_35.rep**

0.000  
-0.005  
-0.010  
-0.015  
-0.020  
-0.025  
-0.030  
-0.035

positive=0, negative=0, total=0

**AeAeg\_Aag2\_GFP\_r123\_ZA.rep**


0.000  
-0.005  
-0.010  
-0.015  
-0.020  
-0.025  
-0.030  
-0.035

positive=0, negative=0, total=0


Window size=25, length=14717, virus@NC\_017685.1-Obodhiang\_virus:1-14717

0 5000 10000 15000


**AeAeg\_Aag2\_GFP\_r123\_ZA.18\_23.rep**



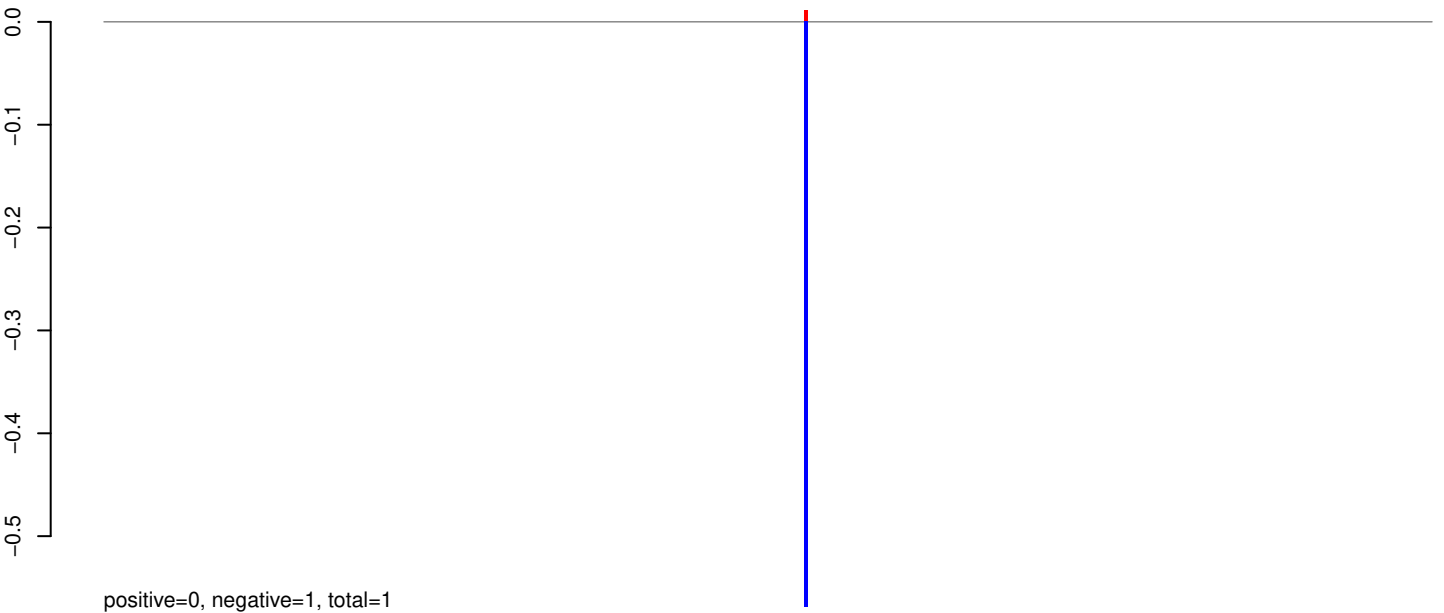
**AeAeg\_Aag2\_GFP\_r123\_ZA.24\_35.rep**




**AeAeg\_Aag2\_GFP\_r123\_ZA.rep**



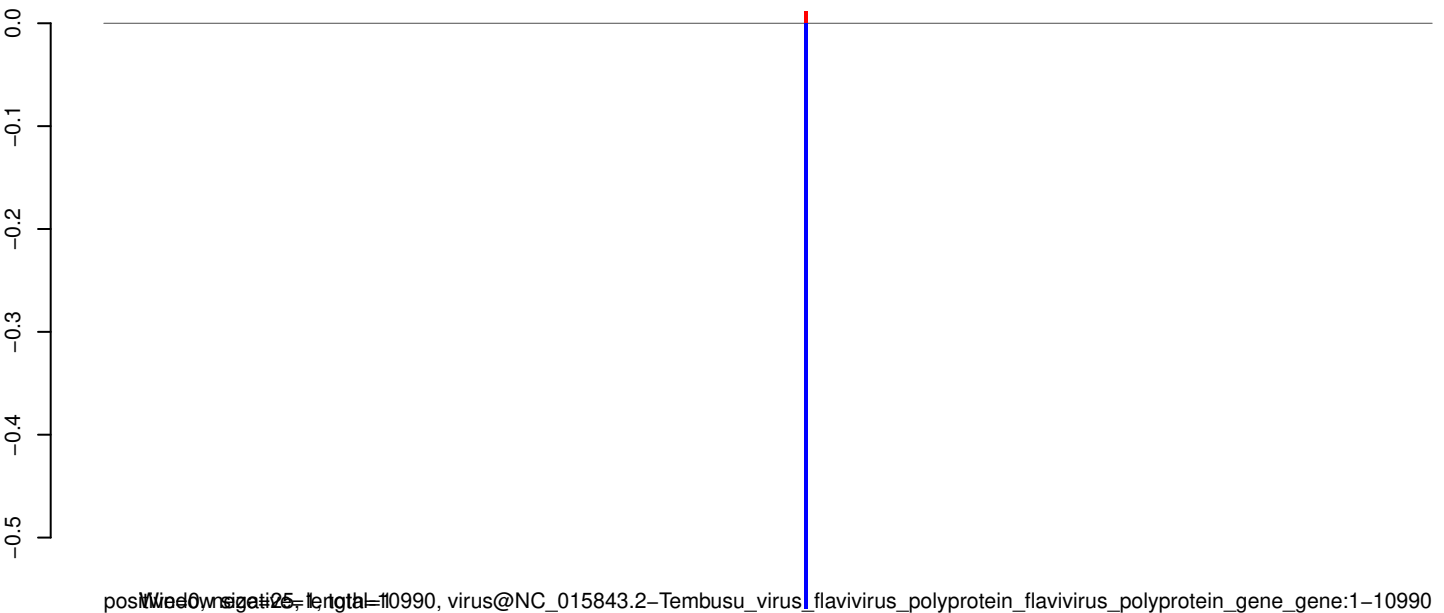
**AeAeg\_Aag2\_GFP\_r123\_ZA.18\_23.rep**



**AeAeg\_Aag2\_GFP\_r123\_ZA.24\_35.rep**




**AeAeg\_Aag2\_GFP\_r123\_ZA.rep**




width=25, length=10990, virus@NC\_015843.2-Tembusu\_virus\_flavivirus\_polyprotein\_flavivirus\_polyprotein\_gene\_gene:1-10990


**AeAeg\_Aag2\_GFP\_r123\_ZA.18\_23.rep**



**AeAeg\_Aag2\_GFP\_r123\_ZA.24\_35.rep**



**AeAeg\_Aag2\_GFP\_r123\_ZA.rep**




length=2390, virus=101350 -Drosophila\_melanogaster\_sigma\_virus\_AP30\_N\_P\_X\_M\_G\_and\_L\_genes\_genomic\_RNA\_isolate:1-12390

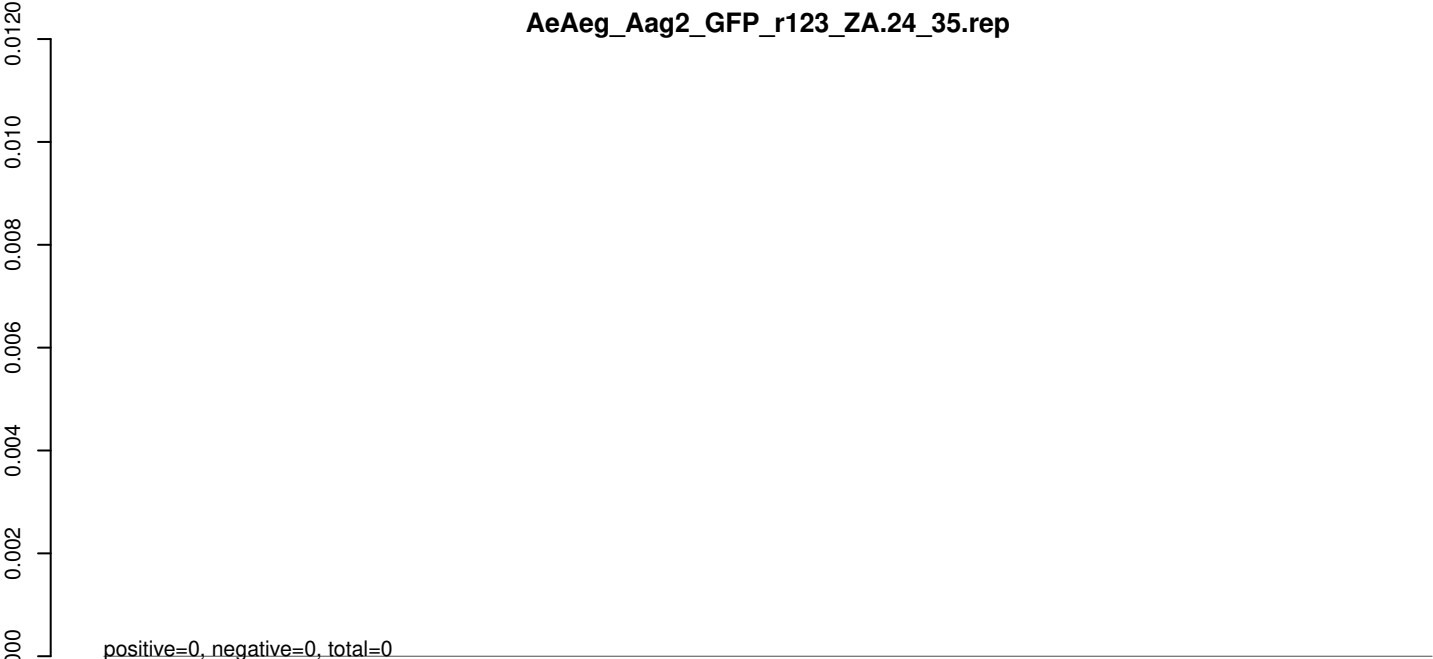
0 2000 4000 6000 8000 10000 12000




**AeAeg\_Aag2\_GFP\_r123\_ZA.18\_23.rep**




**AeAeg\_Aag2\_GFP\_r123\_ZA.24\_35.rep**




**AeAeg\_Aag2\_GFP\_r123\_ZA.rep**



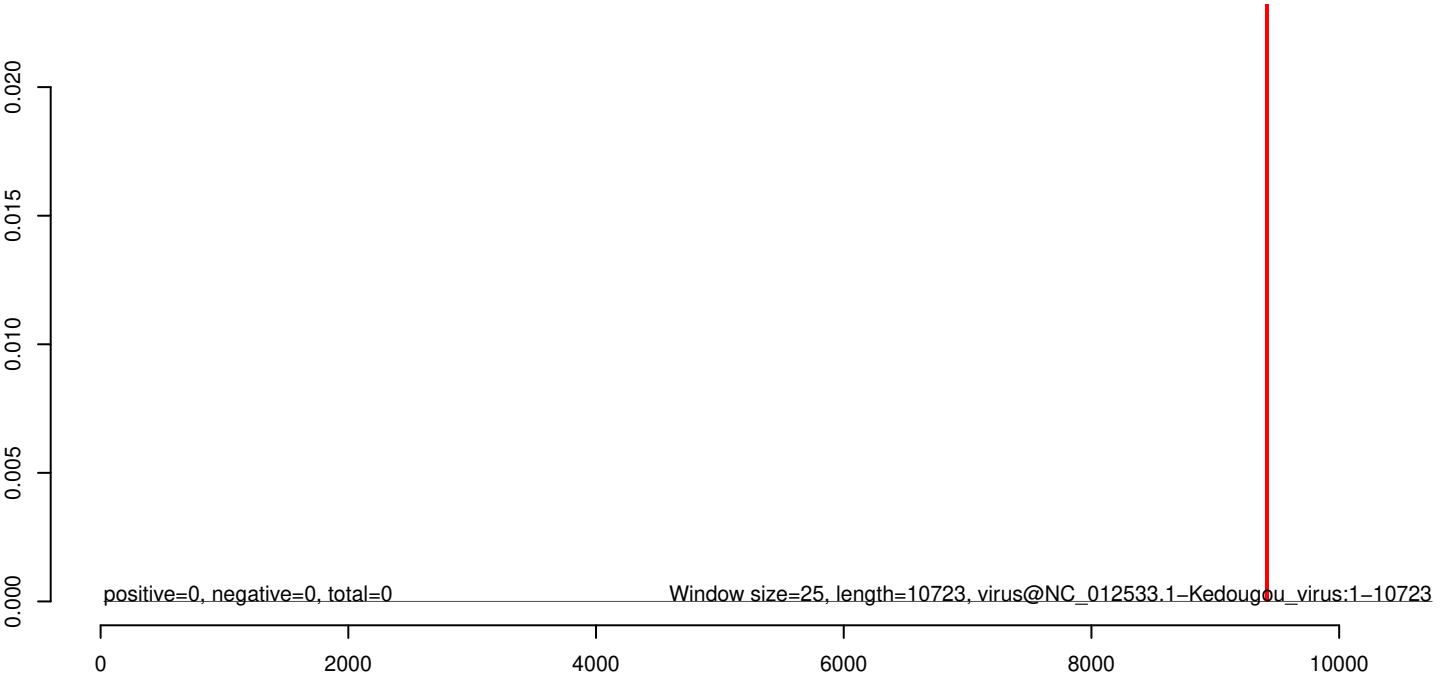
**AeAeg\_Aag2\_GFP\_r123\_ZA.18\_23.rep**




**AeAeg\_Aag2\_GFP\_r123\_ZA.24\_35.rep**




**AeAeg\_Aag2\_GFP\_r123\_ZA.rep**




**AeAeg\_Aag2\_GFP\_r123\_ZA.18\_23.rep**




**AeAeg\_Aag2\_GFP\_r123\_ZA.24\_35.rep**




**AeAeg\_Aag2\_GFP\_r123\_ZA.rep**



**AeAeg\_Aag2\_GFP\_r123\_ZA.18\_23.rep**



**AeAeg\_Aag2\_GFP\_r123\_ZA.24\_35.rep**



**AeAeg\_Aag2\_GFP\_r123\_ZA.rep**




Window size=25, length=10940, virus@NC\_007580.2-St.\_Louis\_encephalitis\_virus:1-10940

0 2000 4000 6000 8000 10000


**AeAeg\_Aag2\_GFP\_r123\_ZA.18\_23.rep**



**AeAeg\_Aag2\_GFP\_r123\_ZA.24\_35.rep**

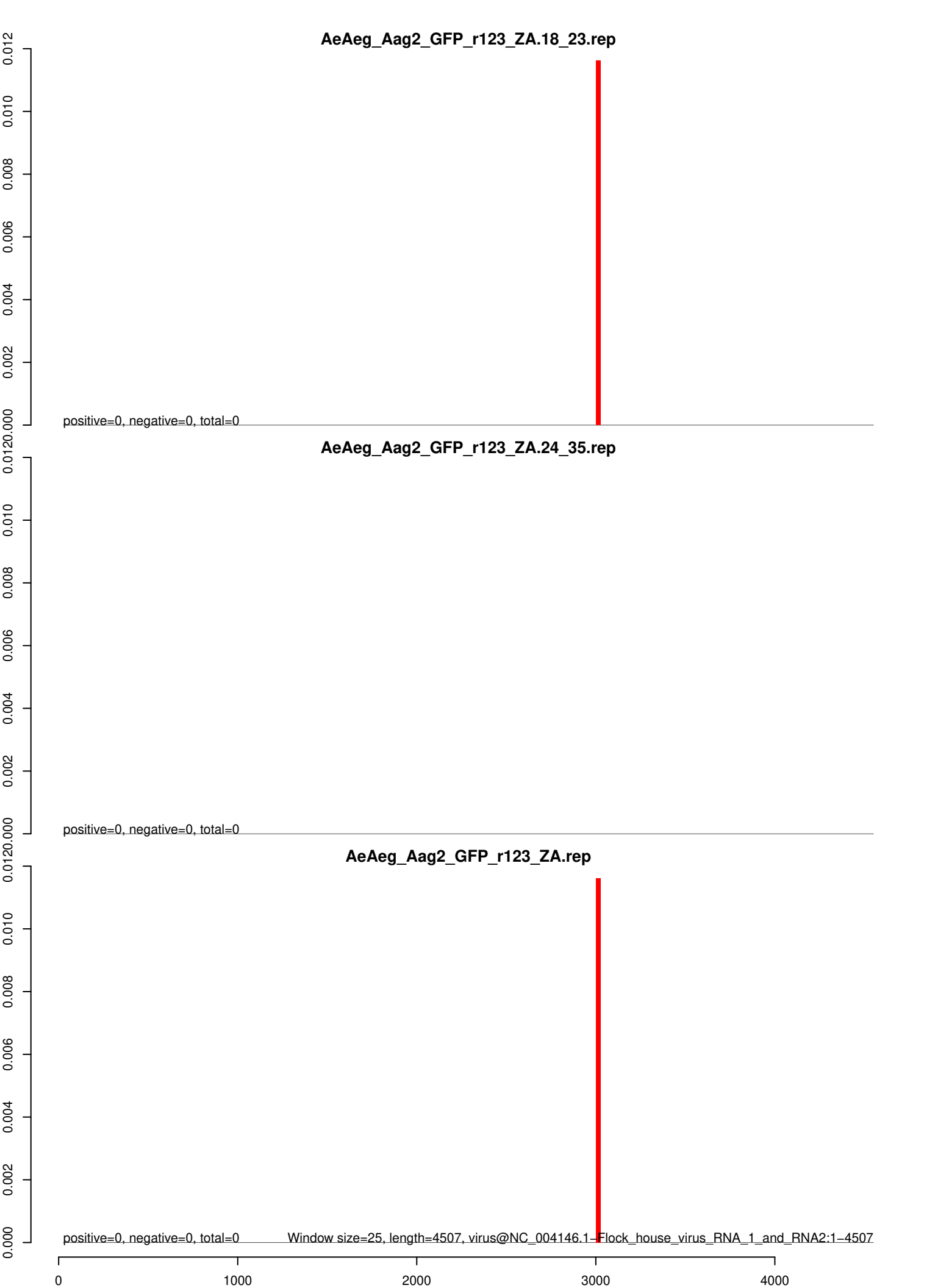


**AeAeg\_Aag2\_GFP\_r123\_ZA.rep**




Window size=25, length=10653, virus@NC\_006947.1-Karshi\_virus:1-10653


0 2000 4000 6000 8000 10000




**AeAeg\_Aag2\_GFP\_r123\_ZA.18\_23.rep**



**AeAeg\_Aag2\_GFP\_r123\_ZA.24\_35.rep**




**AeAeg\_Aag2\_GFP\_r123\_ZA.rep**




0 2000 4000 6000 8000 10000


**AeAeg\_Aag2\_GFP\_r123\_ZA.18\_23.rep**



**AeAeg\_Aag2\_GFP\_r123\_ZA.24\_35.rep**



**AeAeg\_Aag2\_GFP\_r123\_ZA.rep**



Window size=25, length=10649, virus@NC\_002640.1-Dengue\_virus\_41-10649


0 2000 4000 6000 8000 10000




**AeAeg\_Aag2\_GFP\_r123\_ZA.18\_23.rep**

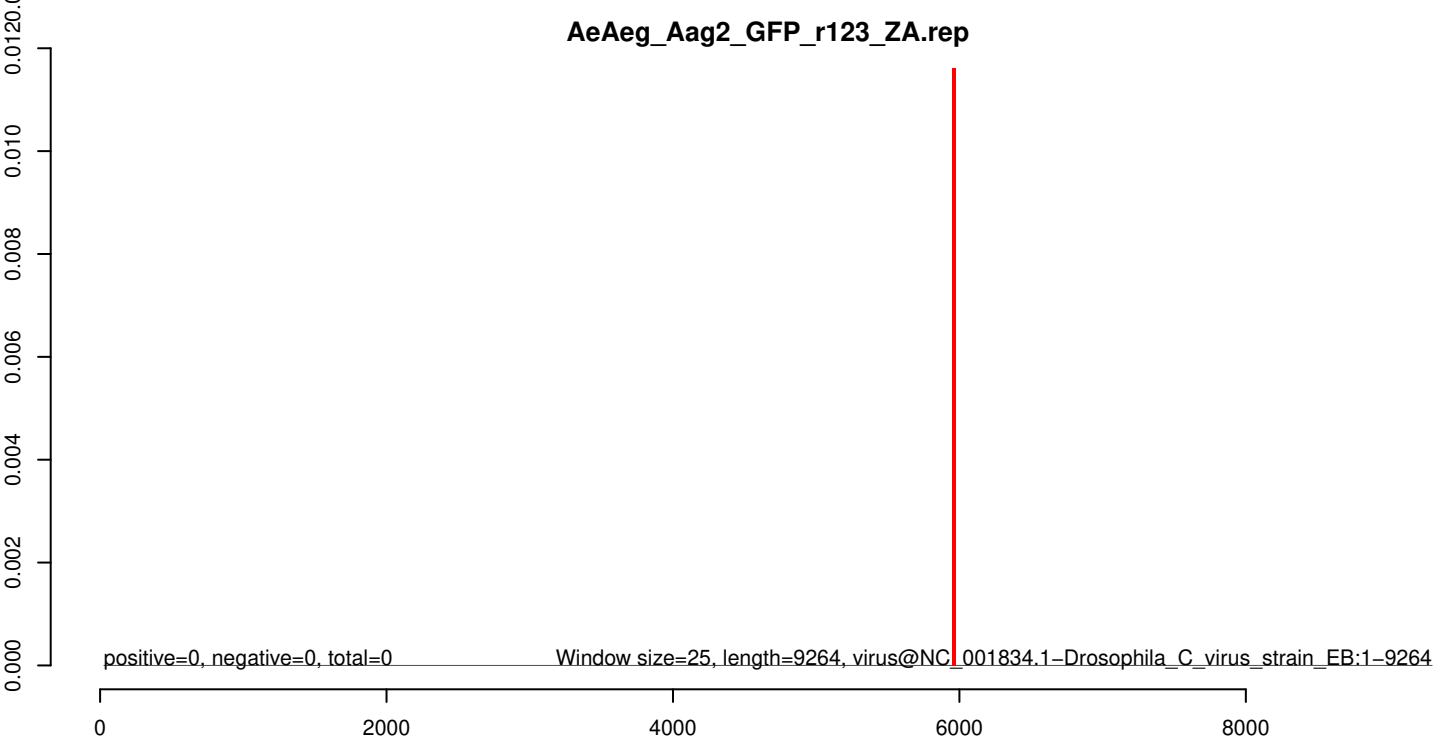
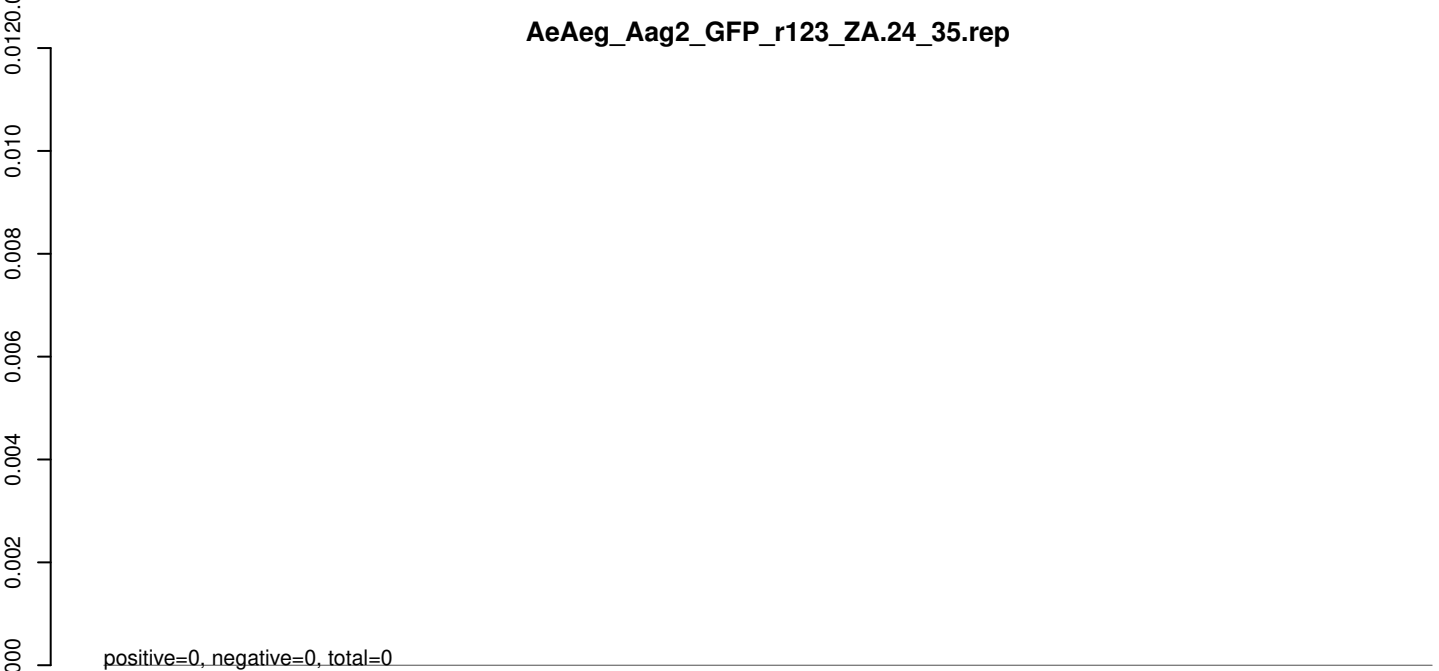


**AeAeg\_Aag2\_GFP\_r123\_ZA.24\_35.rep**



**AeAeg\_Aag2\_GFP\_r123\_ZA.rep**





**AeAeg\_Aag2\_GFP\_r123\_ZA.18\_23.rep**



**AeAeg\_Aag2\_GFP\_r123\_ZA.24\_35.rep**




**AeAeg\_Aag2\_GFP\_r123\_ZA.rep**




0 2000 4000 6000 8000 10000


**AeAeg\_Aag2\_GFP\_r123\_ZA.18\_23.rep**

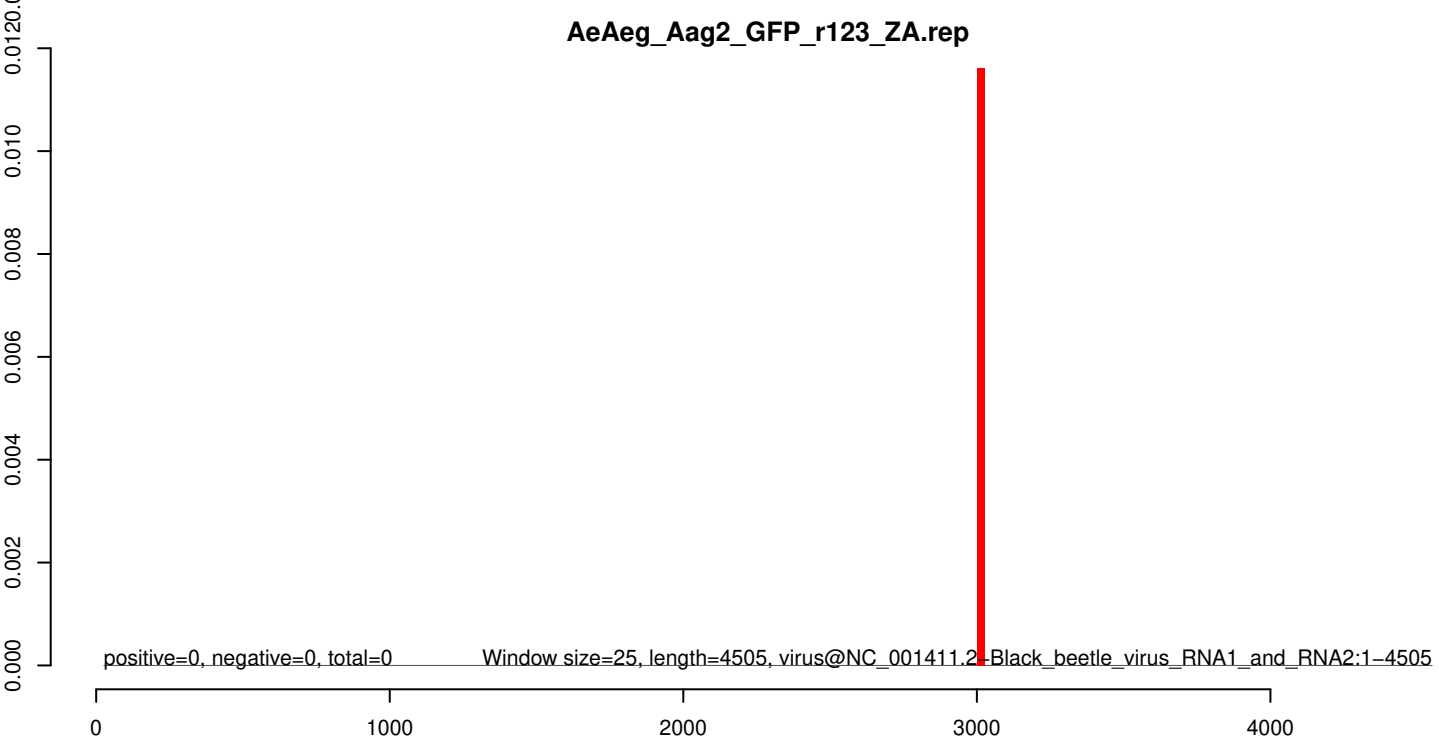
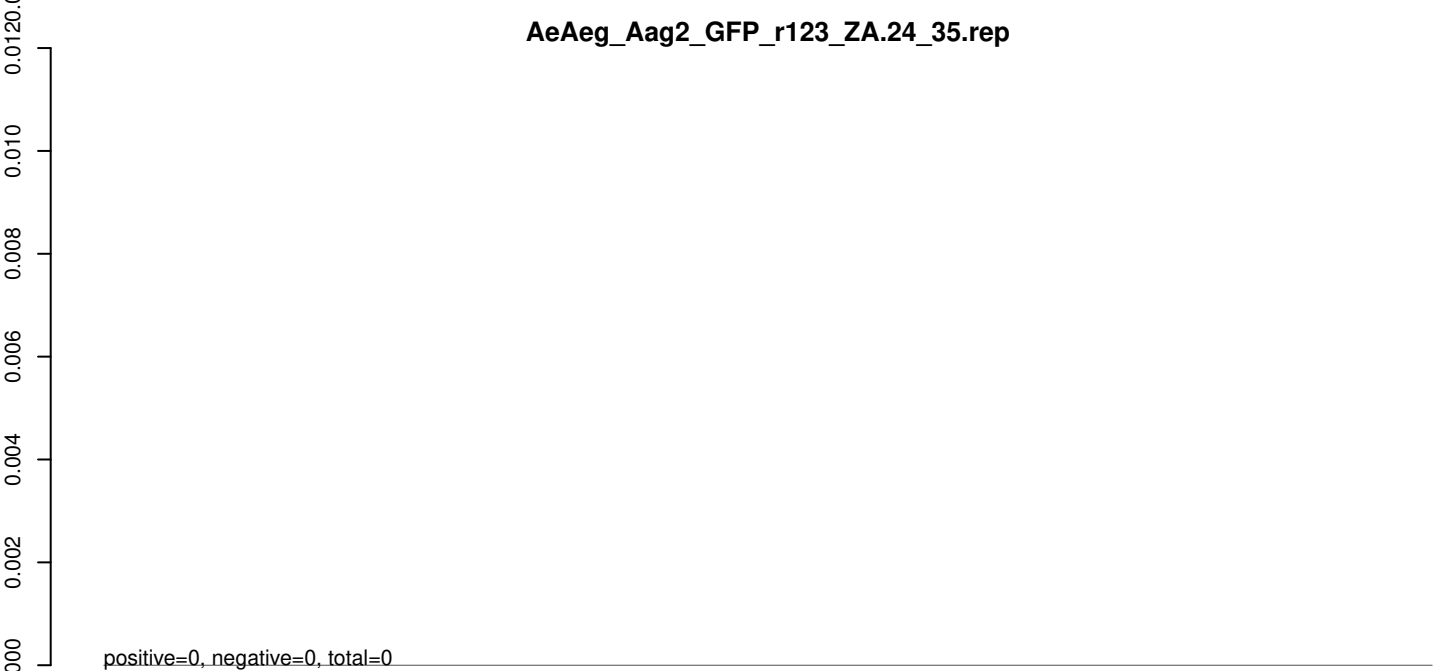


**AeAeg\_Aag2\_GFP\_r123\_ZA.24\_35.rep**




**AeAeg\_Aag2\_GFP\_r123\_ZA.rep**






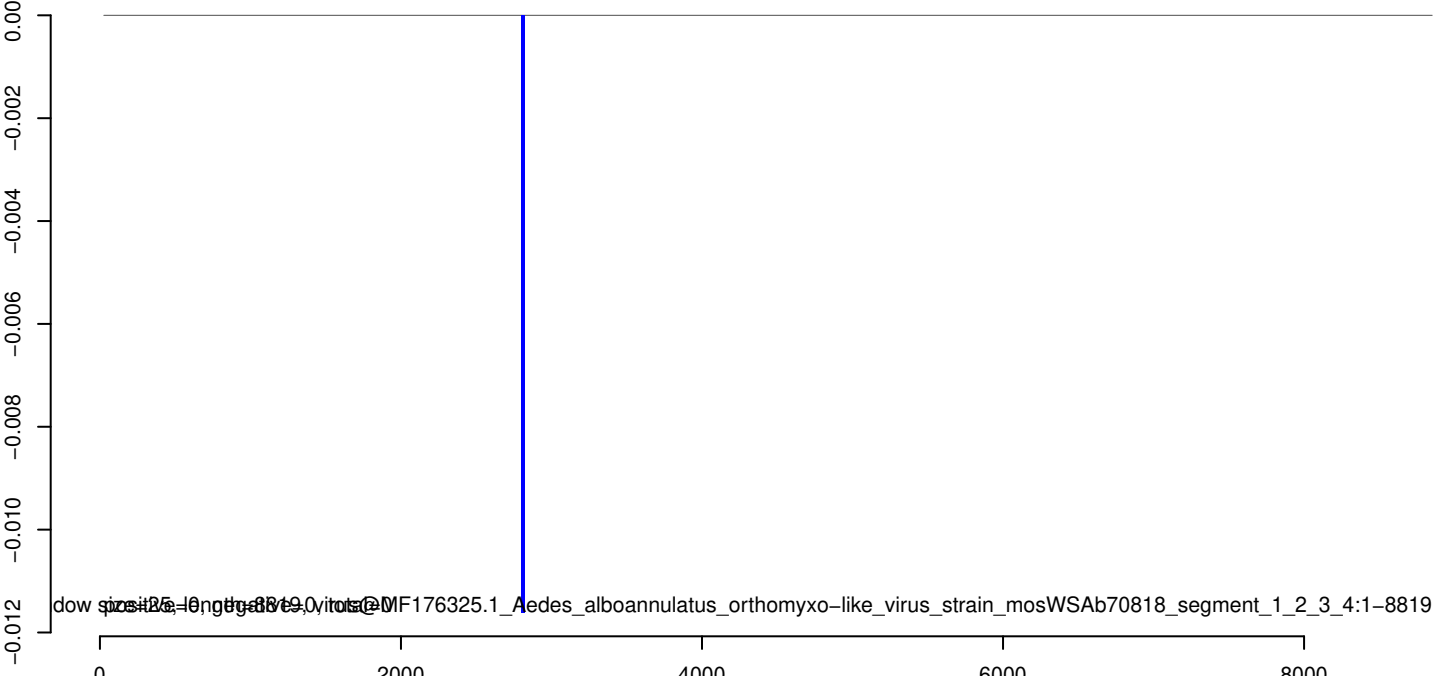
**AeAeg\_Aag2\_GFP\_r123\_ZA.18\_23.rep**




**AeAeg\_Aag2\_GFP\_r123\_ZA.24\_35.rep**




**AeAeg\_Aag2\_GFP\_r123\_ZA.rep**




**AeAeg\_Aag2\_GFP\_r123\_ZA.18\_23.rep**




**AeAeg\_Aag2\_GFP\_r123\_ZA.24\_35.rep**



**AeAeg\_Aag2\_GFP\_r123\_ZA.rep**




**AeAeg\_Aag2\_GFP\_r123\_ZA.18\_23.rep**



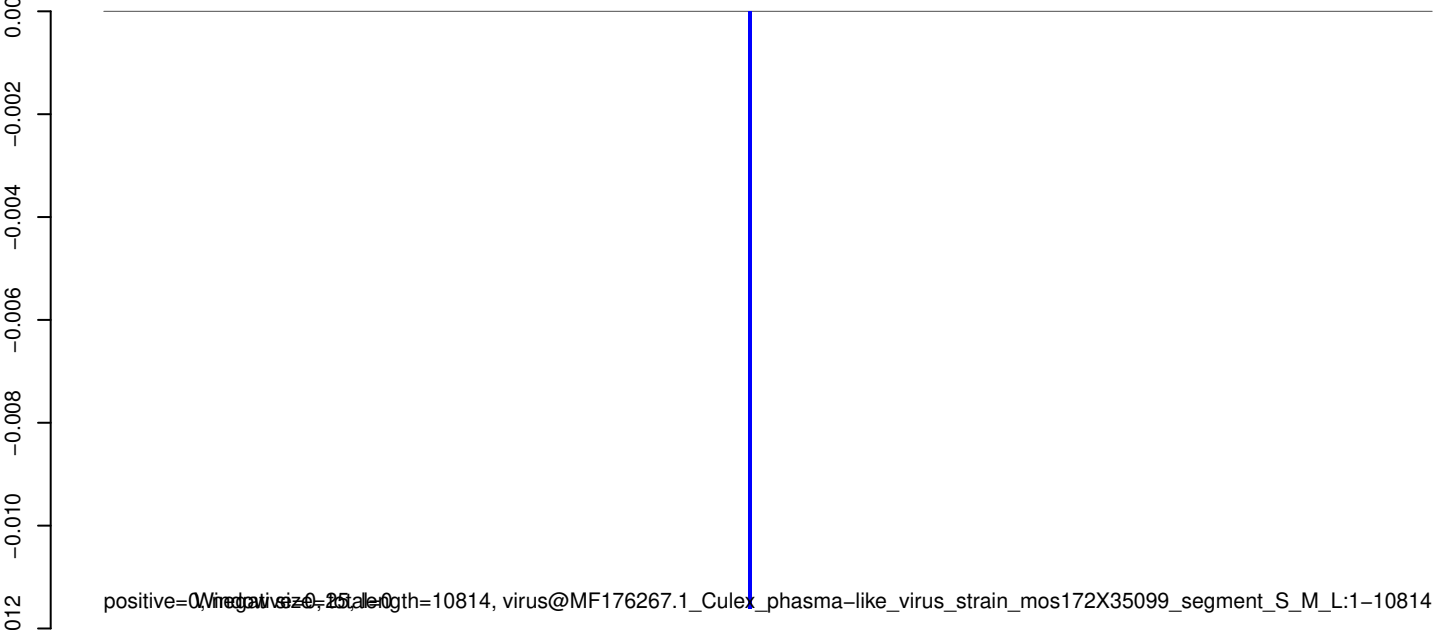
positive=0, negative=0, total=0

**AeAeg\_Aag2\_GFP\_r123\_ZA.24\_35.rep**



positive=0, negative=0, total=0

**AeAeg\_Aag2\_GFP\_r123\_ZA.rep**




positive=0, negative=0, total=0  
Window size=25, length=10814, virus@MF176267.1\_Culex\_phasma-like\_virus\_strain\_mos172X35099\_segment\_S\_M\_L:1-10814

0 2000 4000 6000 8000 10000



**AeAeg\_Aag2\_GFP\_r123\_ZA.18\_23.rep**



**AeAeg\_Aag2\_GFP\_r123\_ZA.24\_35.rep**



**AeAeg\_Aag2\_GFP\_r123\_ZA.rep**




Window size=25, length=10648, virus@KM225264.1-Bainyik\_virus\_strain\_MK7979:1-10648

0 2000 4000 6000 8000 10000

**AeAeg\_Aag2\_GFP\_r123\_ZA.18\_23.rep**




**AeAeg\_Aag2\_GFP\_r123\_ZA.24\_35.rep**




**AeAeg\_Aag2\_GFP\_r123\_ZA.rep**



**AeAeg\_Aag2\_GFP\_r123\_ZA.18\_23.rep**




**AeAeg\_Aag2\_GFP\_r123\_ZA.24\_35.rep**




**AeAeg\_Aag2\_GFP\_r123\_ZA.rep**




**AeAeg\_Aag2\_GFP\_r123\_ZA.18\_23.rep**




**AeAeg\_Aag2\_GFP\_r123\_ZA.24\_35.rep**




**AeAeg\_Aag2\_GFP\_r123\_ZA.rep**




**AeAeg\_Aag2\_GFP\_r123\_ZA.18\_23.rep**



**AeAeg\_Aag2\_GFP\_r123\_ZA.24\_35.rep**

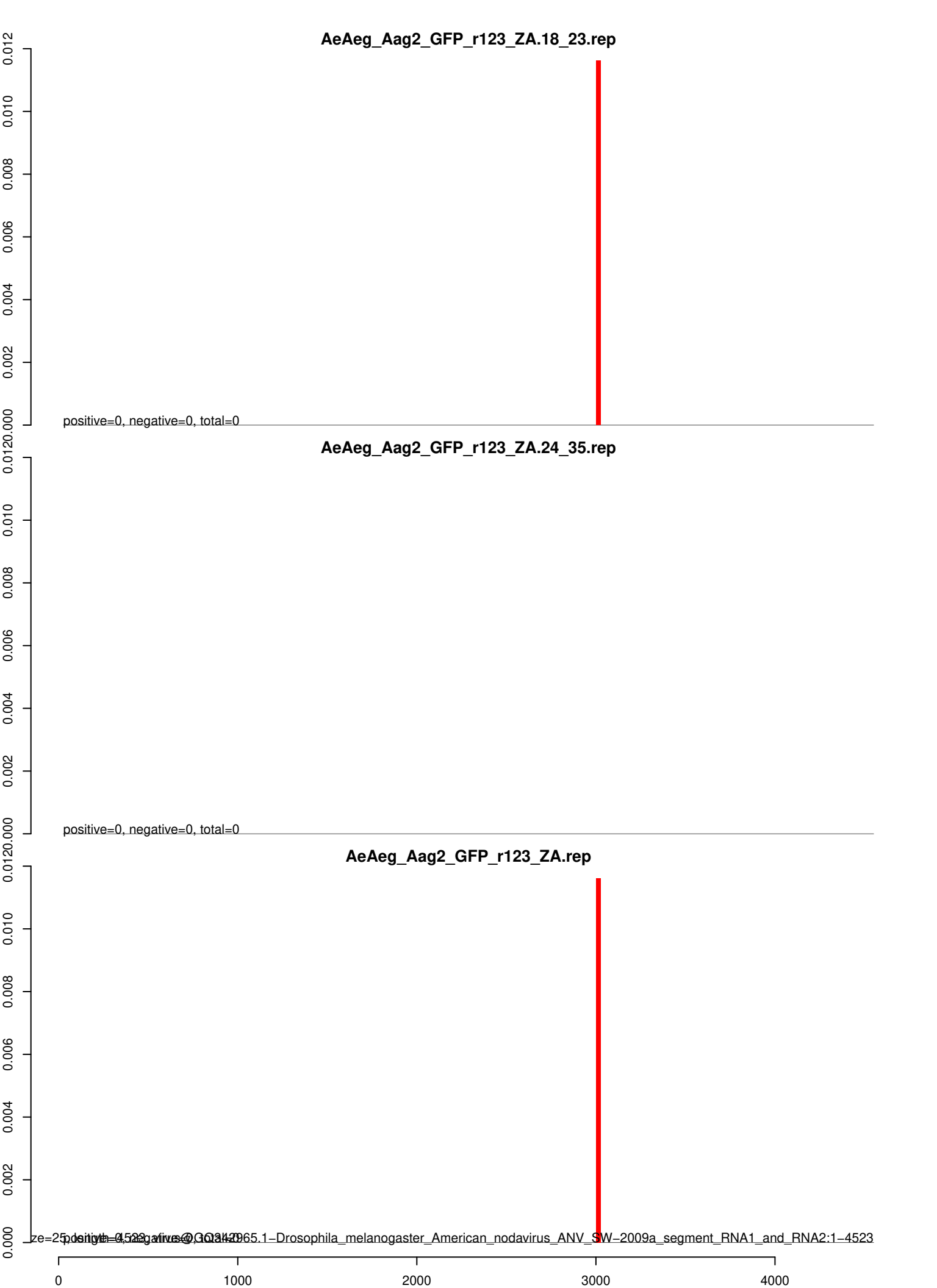


**AeAeg\_Aag2\_GFP\_r123\_ZA.rep**




positive=0, negative=0, total=0, window size=25, length=10774, virus@HM055369.1-Kyasanur\_forest\_disease\_virus\_strain\_KFD\_P\_9605:1-10774


0 2000 4000 6000 8000 10000



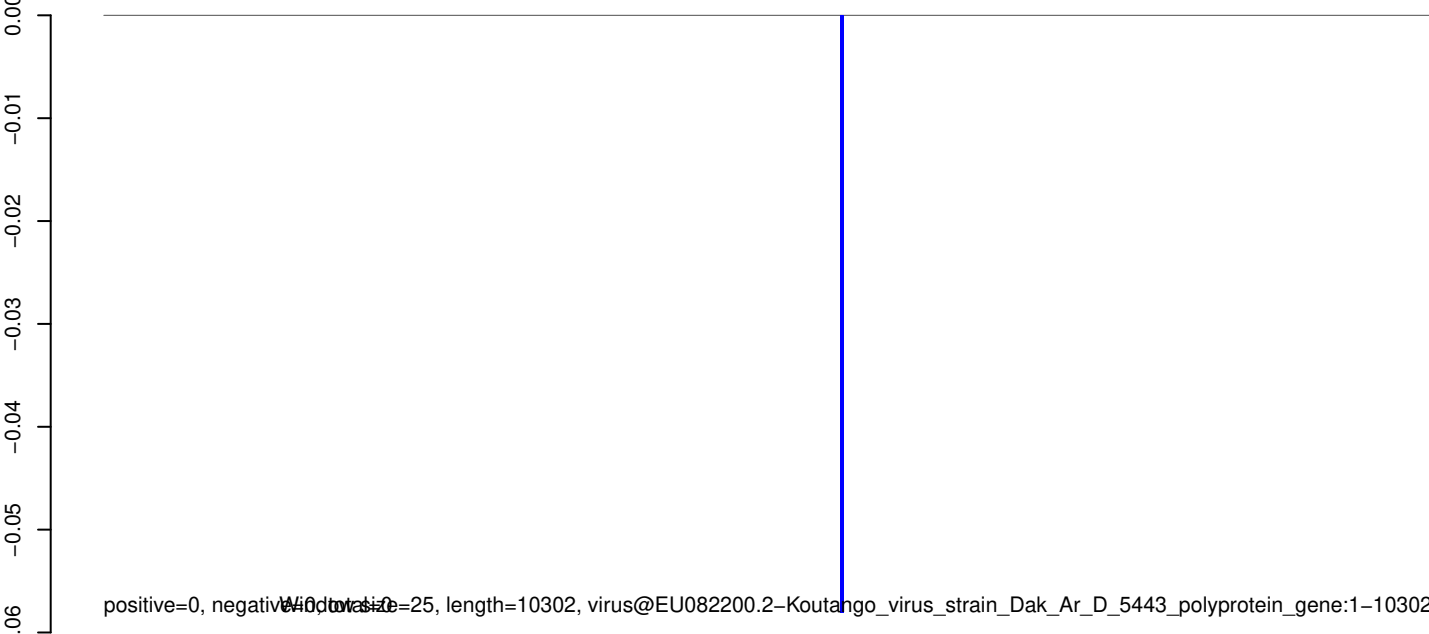
**AeAeg\_Aag2\_GFP\_r123\_ZA.18\_23.rep**



**AeAeg\_Aag2\_GFP\_r123\_ZA.24\_35.rep**




**AeAeg\_Aag2\_GFP\_r123\_ZA.rep**



0 2000 4000 6000 8000 10000  
width=25, length=10302, virus@EU082200.2-Koutango\_virus\_strain\_Dak\_Ar\_D\_5443\_polyprotein\_gene:1-10302


**AeAeg\_Aag2\_GFP\_r123\_ZA.18\_23.rep**



**AeAeg\_Aag2\_GFP\_r123\_ZA.24\_35.rep**



**AeAeg\_Aag2\_GFP\_r123\_ZA.rep**




Window size=25, length=10182, virus@DQ859056.1-Banzi\_virus\_strain\_SAH\_336\_polyprotein\_gene:1-10182


0 2000 4000 6000 8000 10000



**AeAeg\_Aag2\_GFP\_r123\_ZA.18\_23.rep**




**AeAeg\_Aag2\_GFP\_r123\_ZA.24\_35.rep**




**AeAeg\_Aag2\_GFP\_r123\_ZA.rep**



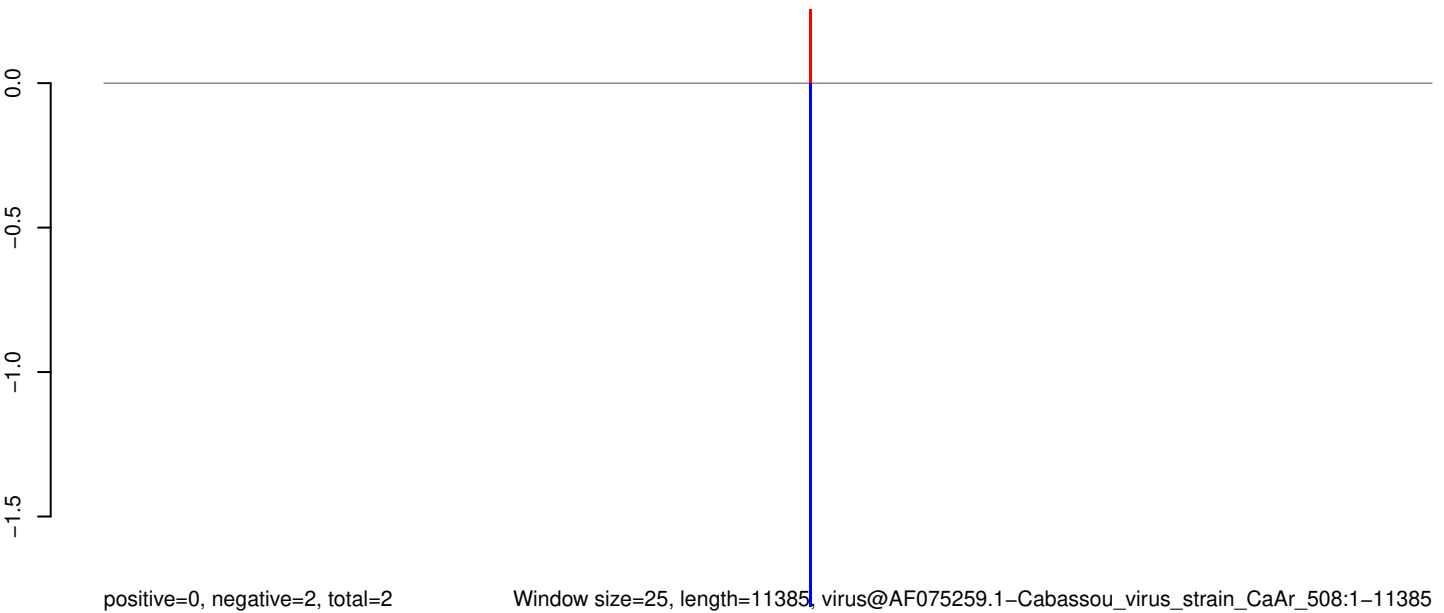
**AeAeg\_Aag2\_GFP\_r123\_ZA.18\_23.rep**



**AeAeg\_Aag2\_GFP\_r123\_ZA.24\_35.rep**



**AeAeg\_Aag2\_GFP\_r123\_ZA.rep**




positive=0, negative=2, total=2


Window size=25, length=11385, virus@AF075259.1-Cabassou\_virus\_strain\_CaAr\_508:1-11385

0 2000 4000 6000 8000 10000

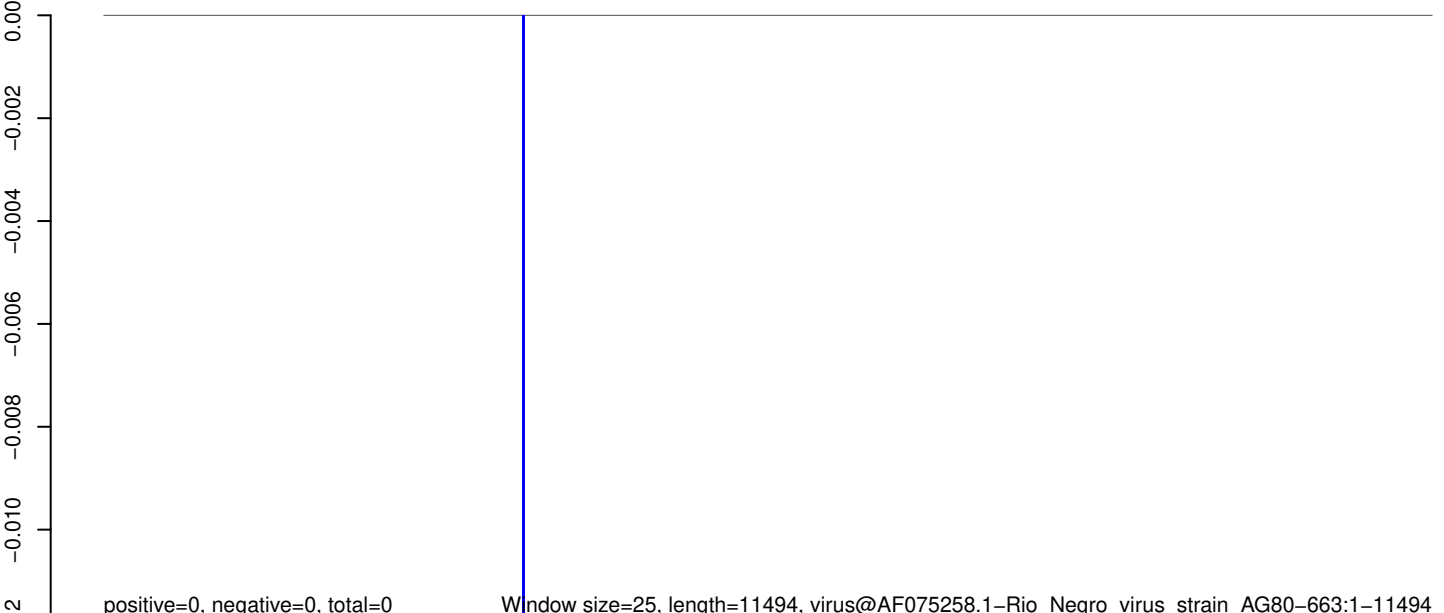
**AeAeg\_Aag2\_GFP\_r123\_ZA.18\_23.rep**



**AeAeg\_Aag2\_GFP\_r123\_ZA.24\_35.rep**




**AeAeg\_Aag2\_GFP\_r123\_ZA.rep**




Window size=25, length=11494, virus@AF075258.1-Rio\_Negro\_virus\_strain\_AG80-663:1-11494

0 2000 4000 6000 8000 10000


**AeAeg\_Aag2\_GFP\_r123\_ZA.18\_23.rep**




**AeAeg\_Aag2\_GFP\_r123\_ZA.24\_35.rep**




**AeAeg\_Aag2\_GFP\_r123\_ZA.rep**




**AeAeg\_Aag2\_GFP\_r123\_ZA.18\_23.rep**



**AeAeg\_Aag2\_GFP\_r123\_ZA.24\_35.rep**



**AeAeg\_Aag2\_GFP\_r123\_ZA.rep**




0 2000 4000 6000 8000 10000 12000

**AeAeg\_Aag2\_GFP\_r123\_ZA.18\_23.rep**



**AeAeg\_Aag2\_GFP\_r123\_ZA.24\_35.rep**



**AeAeg\_Aag2\_GFP\_r123\_ZA.rep**



Window size=25, length=11391, virus@AF075253.1-Mucambo\_virus\_strain\_Mucambo\_BeAn\_8:1-11391

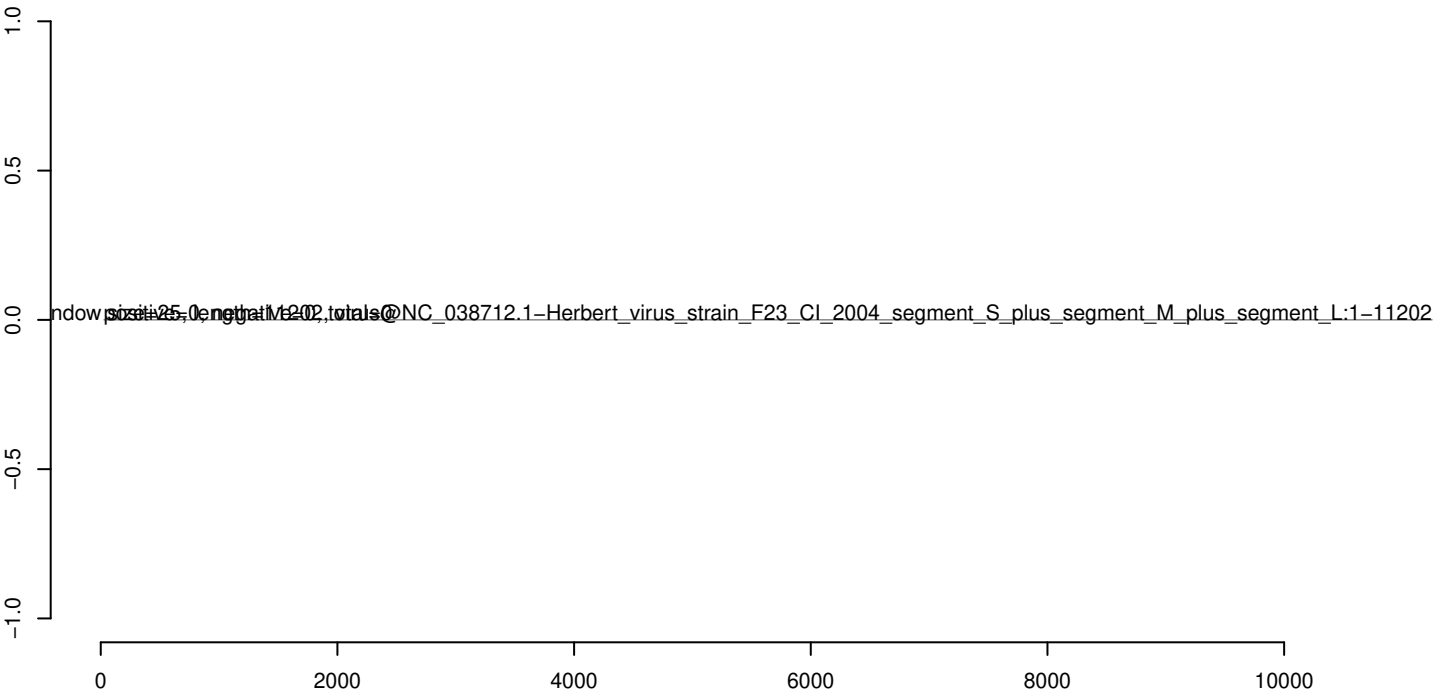
**AeAeg\_Aag2\_GFP\_r123\_ZA.18\_23.rep**



**AeAeg\_Aag2\_GFP\_r123\_ZA.24\_35.rep**




**AeAeg\_Aag2\_GFP\_r123\_ZA.rep**




**AeAeg\_Aag2\_GFP\_r123\_ZA.18\_23.rep**



**AeAeg\_Aag2\_GFP\_r123\_ZA.24\_35.rep**



**AeAeg\_Aag2\_GFP\_r123\_ZA.rep**



0 500 1000 1500 2000 2500 3000




**AeAeg\_Aag2\_GFP\_r123\_ZA.18\_23.rep**



**AeAeg\_Aag2\_GFP\_r123\_ZA.24\_35.rep**




**AeAeg\_Aag2\_GFP\_r123\_ZA.rep**




0 500 1000 1500 2000 2500 3000

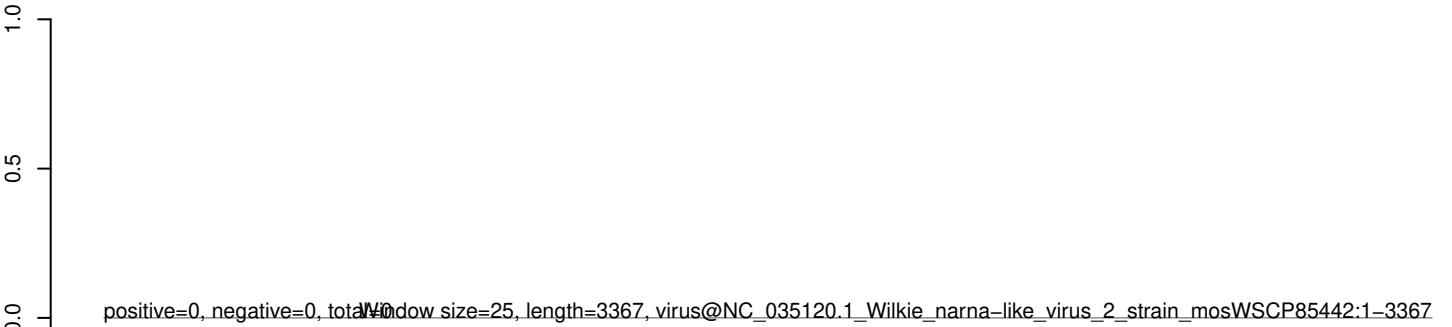
**AeAeg\_Aag2\_GFP\_r123\_ZA.18\_23.rep**



**AeAeg\_Aag2\_GFP\_r123\_ZA.24\_35.rep**



**AeAeg\_Aag2\_GFP\_r123\_ZA.rep**



0 500 1000 1500 2000 2500 3000 3500

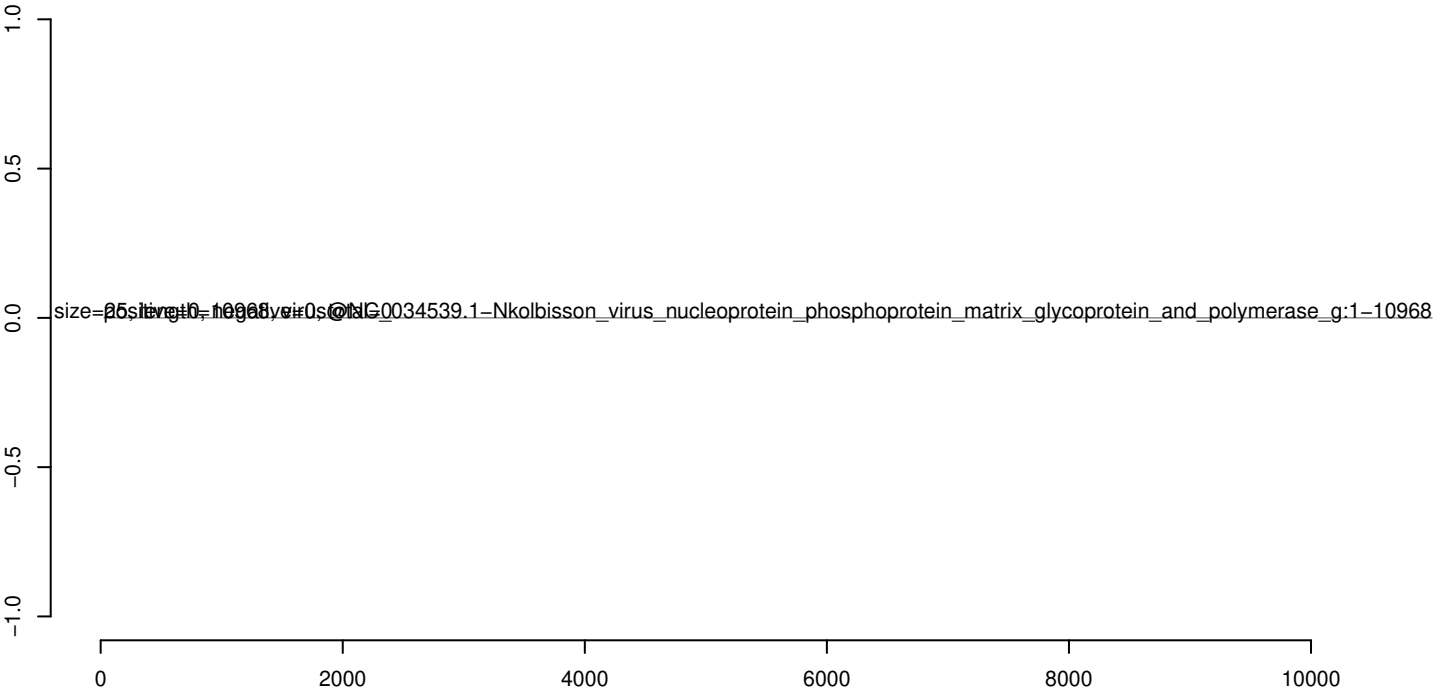
**AeAeg\_Aag2\_GFP\_r123\_ZA.18\_23.rep**



**AeAeg\_Aag2\_GFP\_r123\_ZA.24\_35.rep**



**AeAeg\_Aag2\_GFP\_r123\_ZA.rep**



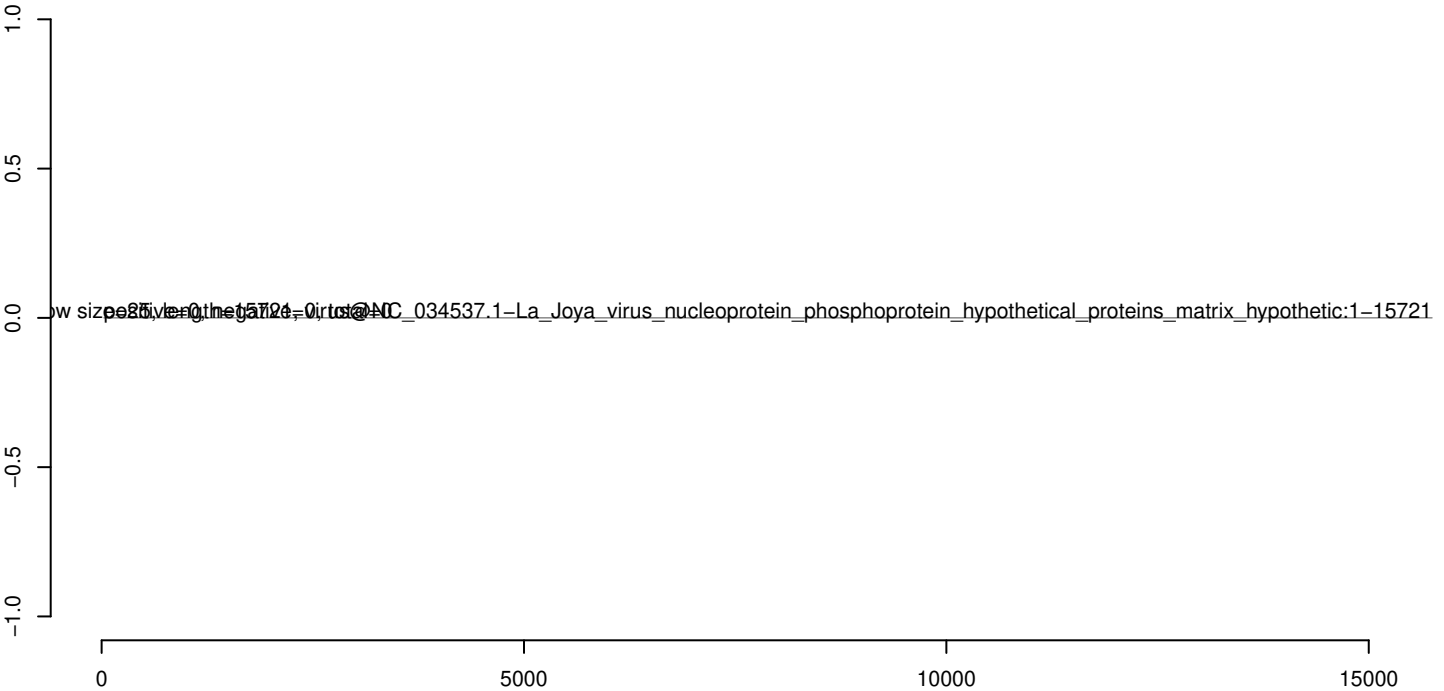
**AeAeg\_Aag2\_GFP\_r123\_ZA.18\_23.rep**



**AeAeg\_Aag2\_GFP\_r123\_ZA.24\_35.rep**



**AeAeg\_Aag2\_GFP\_r123\_ZA.rep**



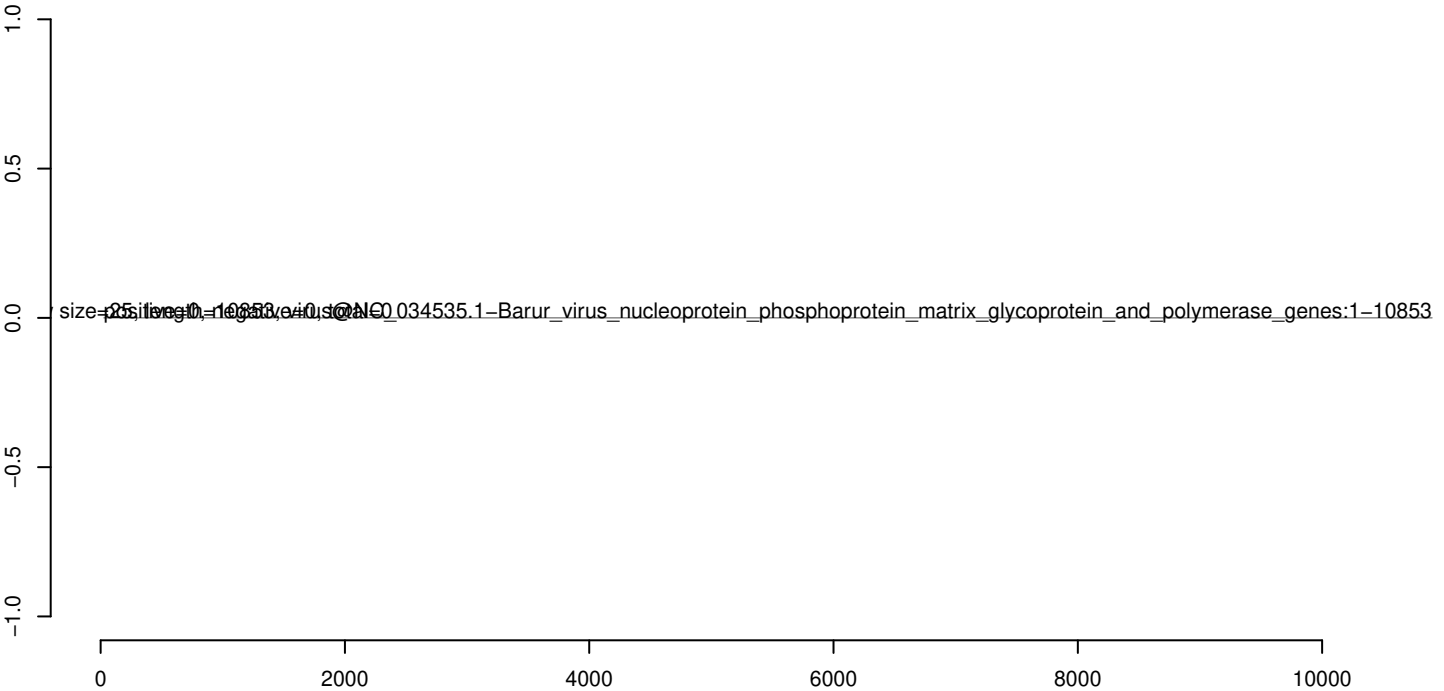
**AeAeg\_Aag2\_GFP\_r123\_ZA.18\_23.rep**



**AeAeg\_Aag2\_GFP\_r123\_ZA.24\_35.rep**



**AeAeg\_Aag2\_GFP\_r123\_ZA.rep**



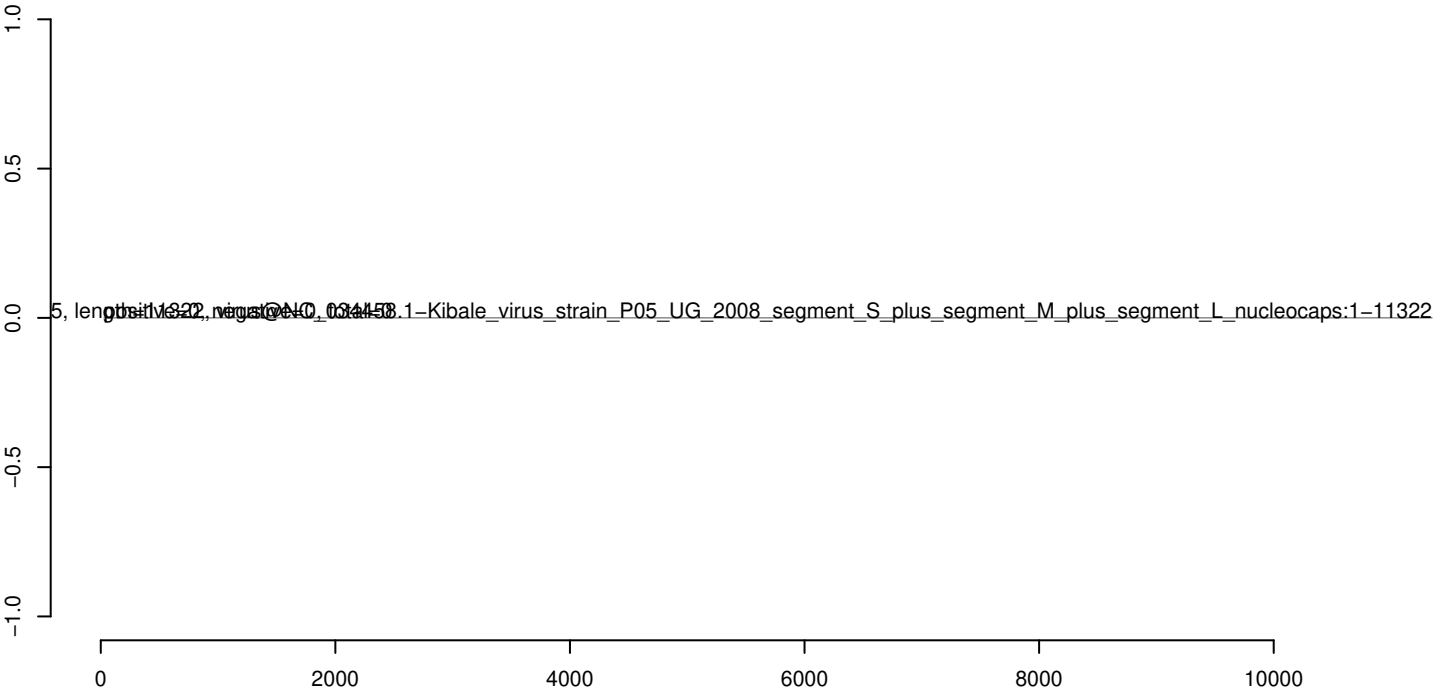
**AeAeg\_Aag2\_GFP\_r123\_ZA.18\_23.rep**



**AeAeg\_Aag2\_GFP\_r123\_ZA.24\_35.rep**



**AeAeg\_Aag2\_GFP\_r123\_ZA.rep**




**AeAeg\_Aag2\_GFP\_r123\_ZA.18\_23.rep**




**AeAeg\_Aag2\_GFP\_r123\_ZA.24\_35.rep**




**AeAeg\_Aag2\_GFP\_r123\_ZA.rep**



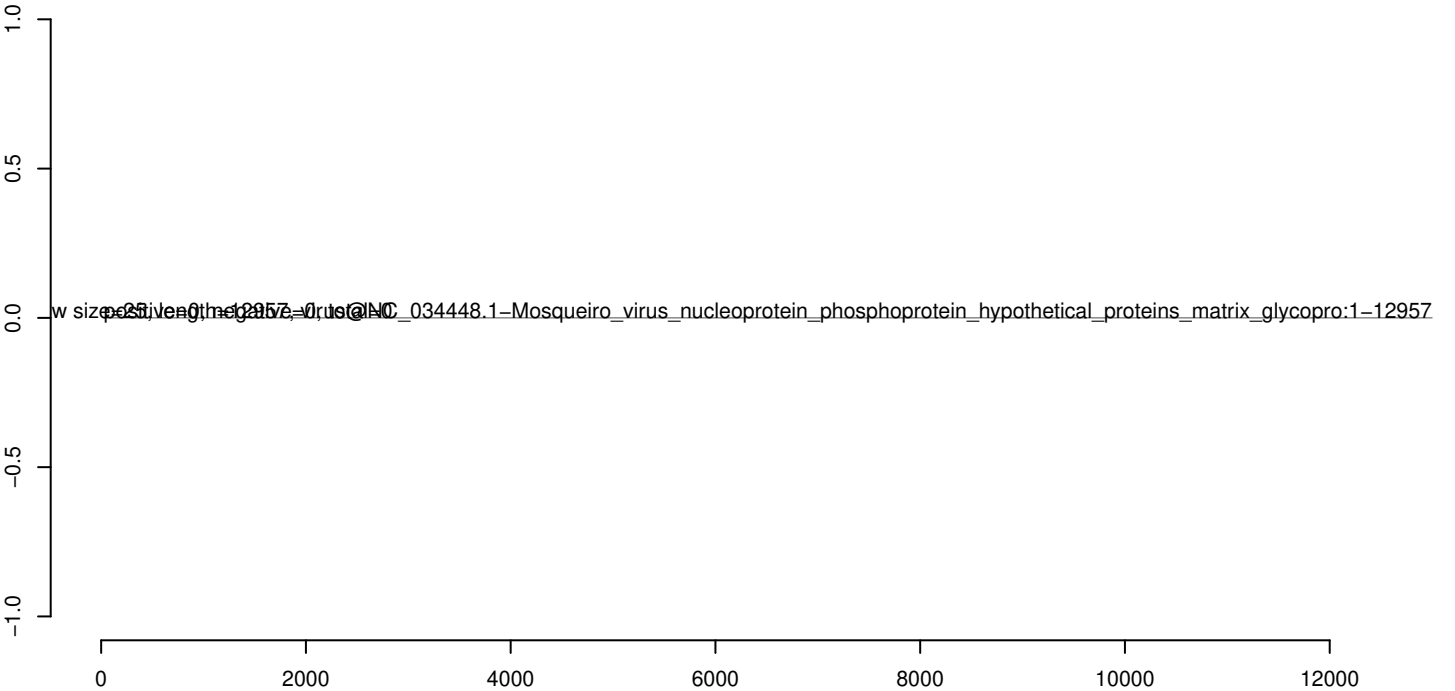
### AeAeg\_Aag2\_GFP\_r123\_ZA.18\_23.rep



### AeAeg\_Aag2\_GFP\_r123\_ZA.24\_35.rep



### AeAeg\_Aag2\_GFP\_r123\_ZA.rep






**AeAeg\_Aag2\_GFP\_r123\_ZA.18\_23.rep**



**AeAeg\_Aag2\_GFP\_r123\_ZA.24\_35.rep**



**AeAeg\_Aag2\_GFP\_r123\_ZA.rep**



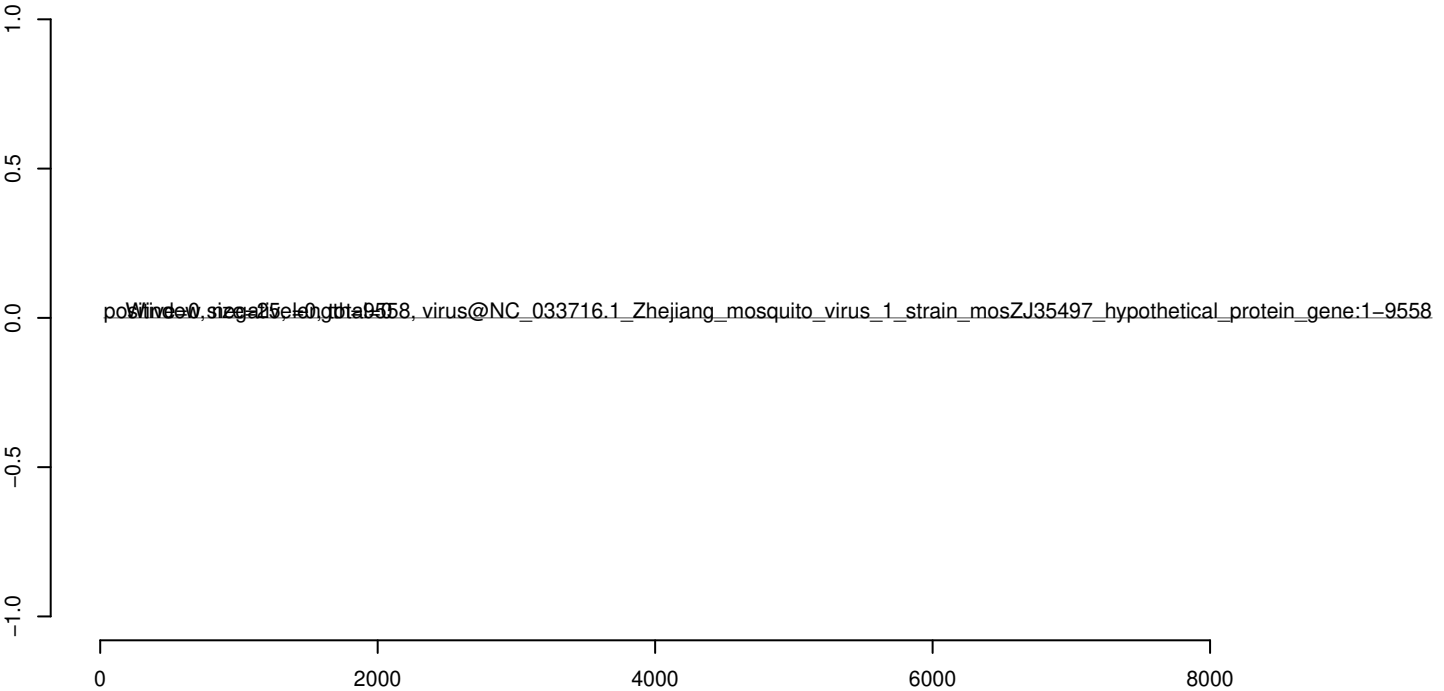
**AeAeg\_Aag2\_GFP\_r123\_ZA.18\_23.rep**



**AeAeg\_Aag2\_GFP\_r123\_ZA.24\_35.rep**



**AeAeg\_Aag2\_GFP\_r123\_ZA.rep**



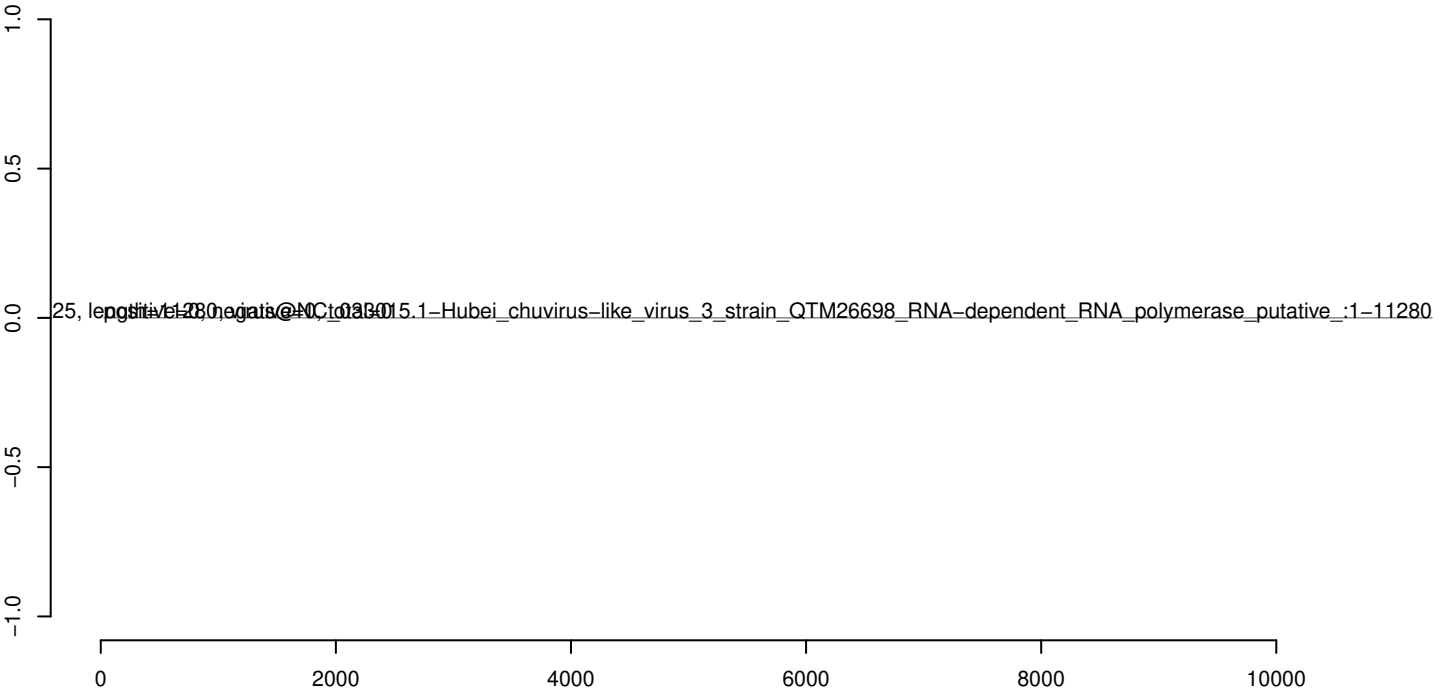
**AeAeg\_Aag2\_GFP\_r123\_ZA.18\_23.rep**



**AeAeg\_Aag2\_GFP\_r123\_ZA.24\_35.rep**



**AeAeg\_Aag2\_GFP\_r123\_ZA.rep**



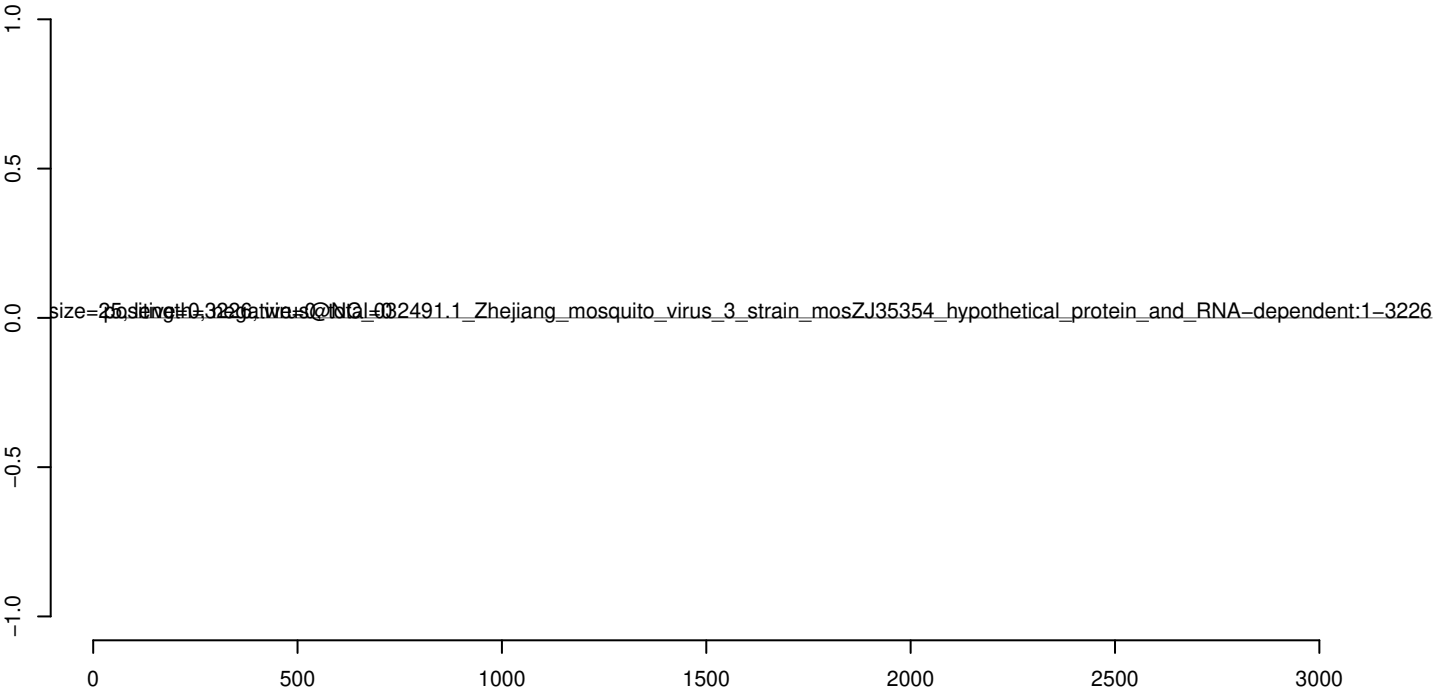
**AeAeg\_Aag2\_GFP\_r123\_ZA.18\_23.rep**



**AeAeg\_Aag2\_GFP\_r123\_ZA.24\_35.rep**



**AeAeg\_Aag2\_GFP\_r123\_ZA.rep**



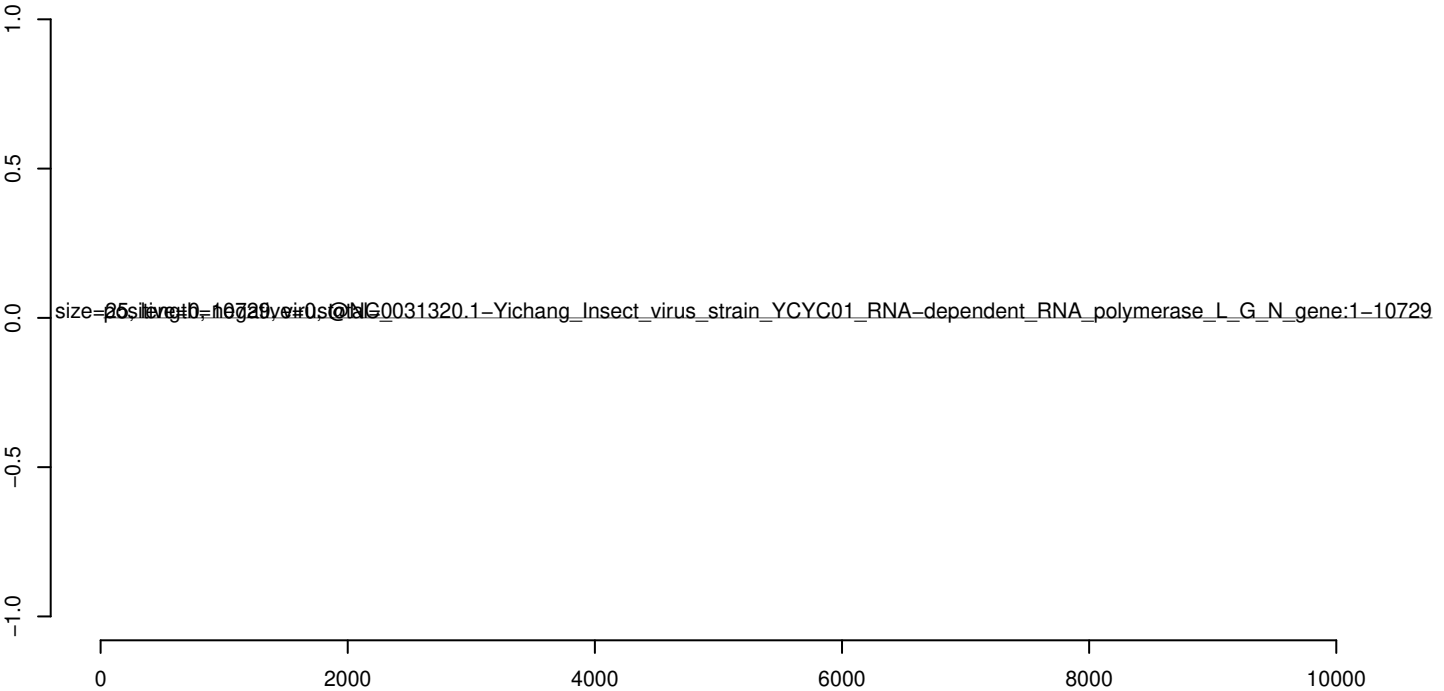
**AeAeg\_Aag2\_GFP\_r123\_ZA.18\_23.rep**



**AeAeg\_Aag2\_GFP\_r123\_ZA.24\_35.rep**



**AeAeg\_Aag2\_GFP\_r123\_ZA.rep**



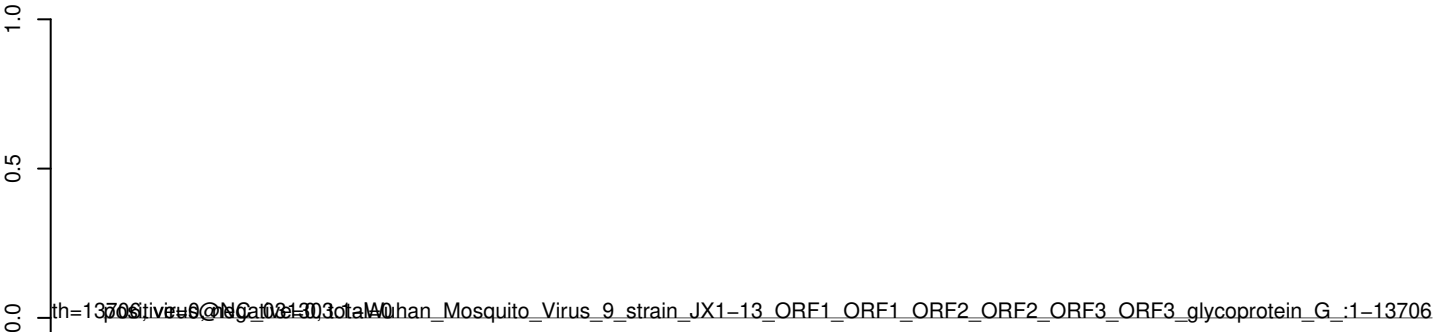
**AeAeg\_Aag2\_GFP\_r123\_ZA.18\_23.rep**



**AeAeg\_Aag2\_GFP\_r123\_ZA.24\_35.rep**



**AeAeg\_Aag2\_GFP\_r123\_ZA.rep**



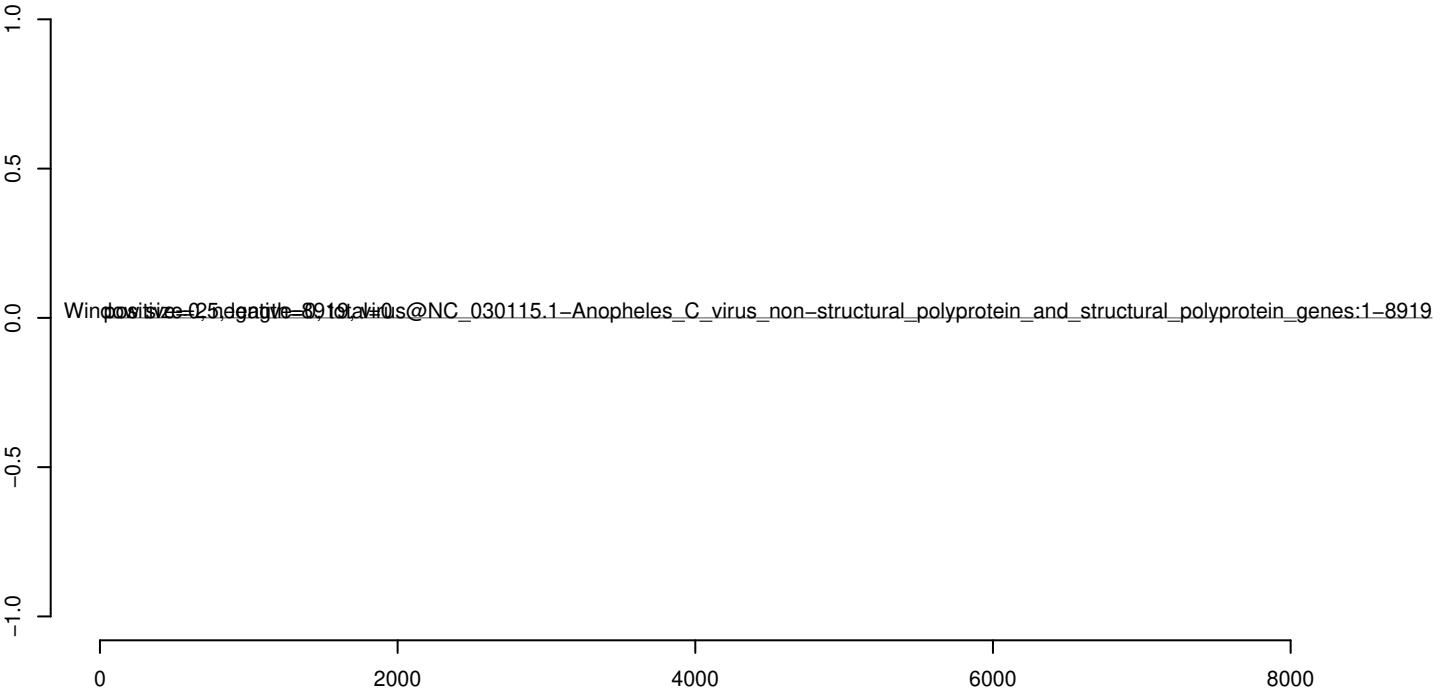
**AeAeg\_Aag2\_GFP\_r123\_ZA.18\_23.rep**



**AeAeg\_Aag2\_GFP\_r123\_ZA.24\_35.rep**




**AeAeg\_Aag2\_GFP\_r123\_ZA.rep**



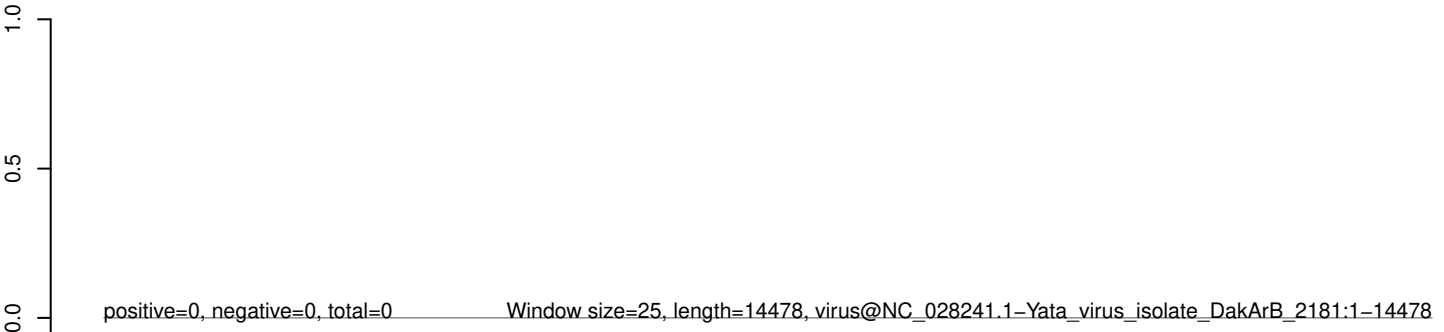
**AeAeg\_Aag2\_GFP\_r123\_ZA.18\_23.rep**



**AeAeg\_Aag2\_GFP\_r123\_ZA.24\_35.rep**



**AeAeg\_Aag2\_GFP\_r123\_ZA.rep**





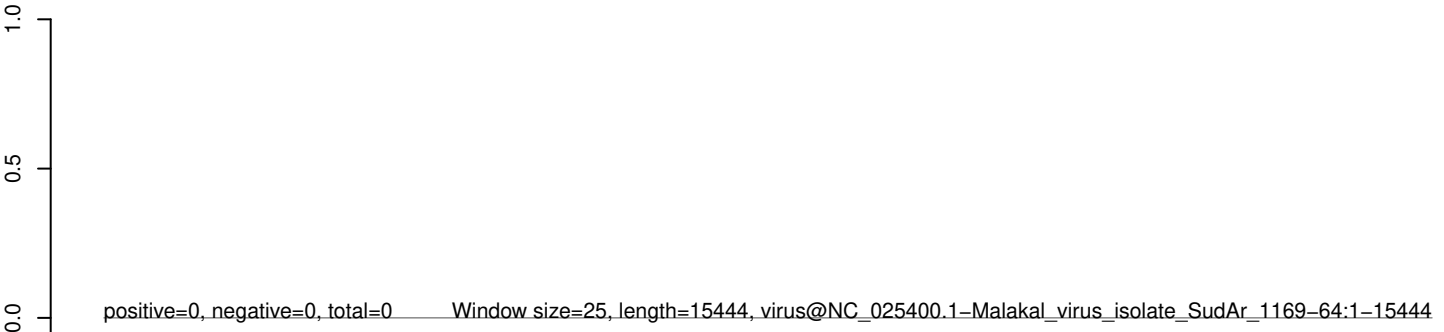
**AeAeg\_Aag2\_GFP\_r123\_ZA.18\_23.rep**



**AeAeg\_Aag2\_GFP\_r123\_ZA.24\_35.rep**



**AeAeg\_Aag2\_GFP\_r123\_ZA.rep**




**AeAeg\_Aag2\_GFP\_r123\_ZA.18\_23.rep**



**AeAeg\_Aag2\_GFP\_r123\_ZA.24\_35.rep**



**AeAeg\_Aag2\_GFP\_r123\_ZA.rep**



0 2000 4000 6000 8000 10000

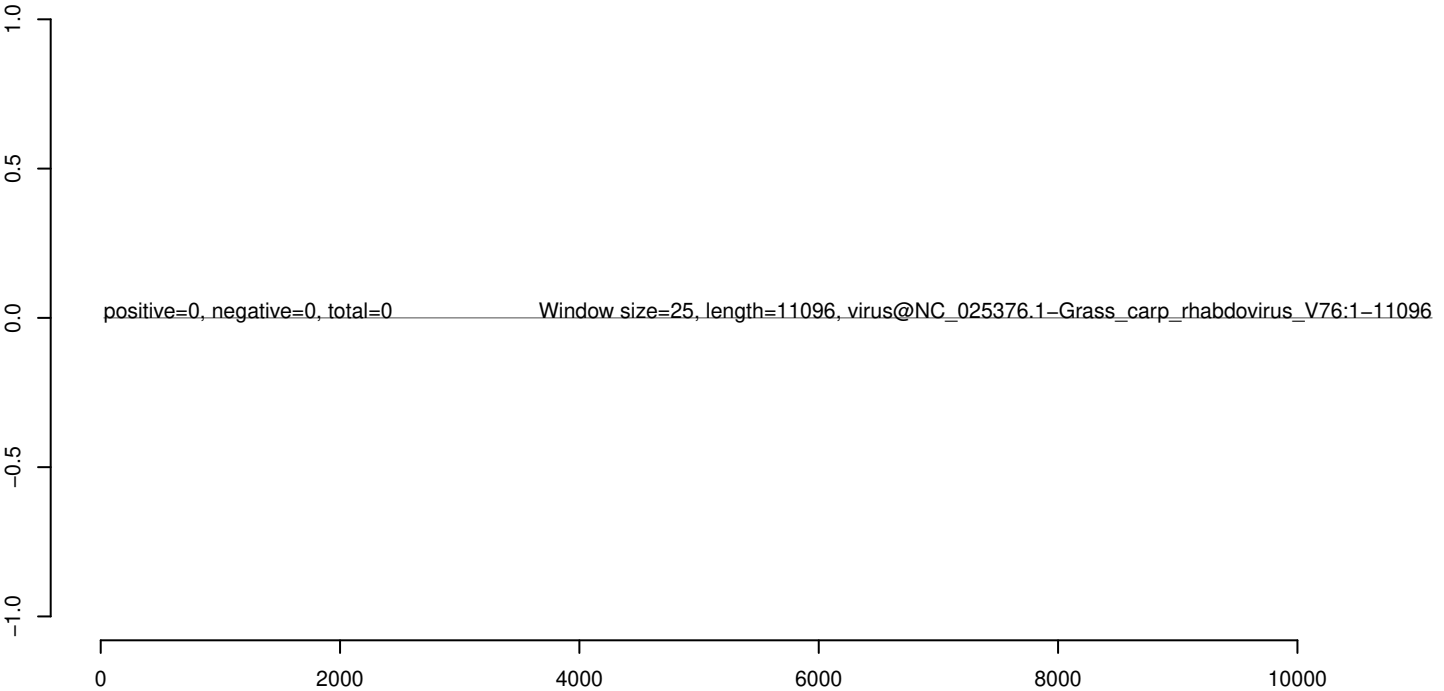
**AeAeg\_Aag2\_GFP\_r123\_ZA.18\_23.rep**



**AeAeg\_Aag2\_GFP\_r123\_ZA.24\_35.rep**



**AeAeg\_Aag2\_GFP\_r123\_ZA.rep**



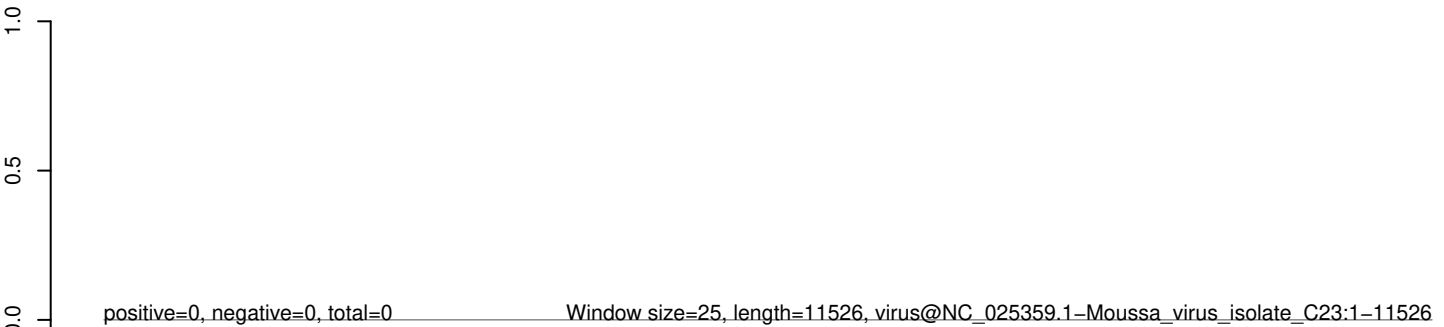
**AeAeg\_Aag2\_GFP\_r123\_ZA.18\_23.rep**



**AeAeg\_Aag2\_GFP\_r123\_ZA.24\_35.rep**



**AeAeg\_Aag2\_GFP\_r123\_ZA.rep**



0 2000 4000 6000 8000 10000 12000

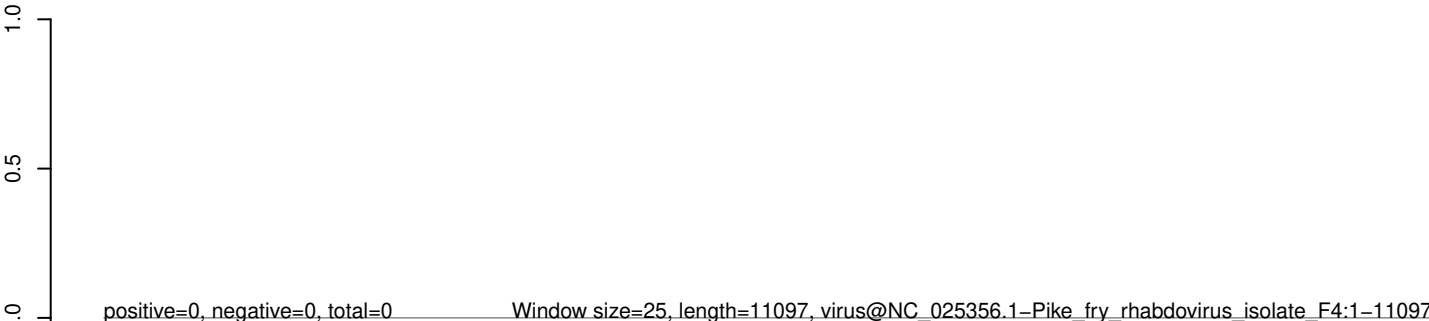
**AeAeg\_Aag2\_GFP\_r123\_ZA.18\_23.rep**



**AeAeg\_Aag2\_GFP\_r123\_ZA.24\_35.rep**



**AeAeg\_Aag2\_GFP\_r123\_ZA.rep**



0 2000 4000 6000 8000 10000

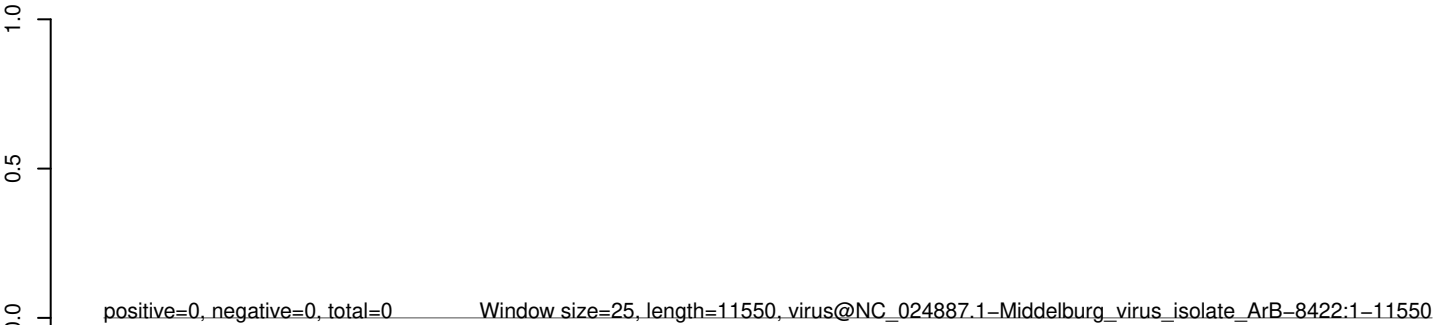
**AeAeg\_Aag2\_GFP\_r123\_ZA.18\_23.rep**



**AeAeg\_Aag2\_GFP\_r123\_ZA.24\_35.rep**



**AeAeg\_Aag2\_GFP\_r123\_ZA.rep**



0 2000 4000 6000 8000 10000 12000


**AeAeg\_Aag2\_GFP\_r123\_ZA.18\_23.rep**



**AeAeg\_Aag2\_GFP\_r123\_ZA.24\_35.rep**



**AeAeg\_Aag2\_GFP\_r123\_ZA.rep**



0 2000 4000 6000 8000 10000

**AeAeg\_Aag2\_GFP\_r123\_ZA.18\_23.rep**



**AeAeg\_Aag2\_GFP\_r123\_ZA.24\_35.rep**



**AeAeg\_Aag2\_GFP\_r123\_ZA.rep**



0 2000 4000 6000 8000 10000 12000




**AeAeg\_Aag2\_GFP\_r123\_ZA.18\_23.rep**



**AeAeg\_Aag2\_GFP\_r123\_ZA.24\_35.rep**



**AeAeg\_Aag2\_GFP\_r123\_ZA.rep**




**AeAeg\_Aag2\_GFP\_r123\_ZA.18\_23.rep**



**AeAeg\_Aag2\_GFP\_r123\_ZA.24\_35.rep**




**AeAeg\_Aag2\_GFP\_r123\_ZA.rep**




0 2000 4000 6000 8000 10000 12000


**AeAeg\_Aag2\_GFP\_r123\_ZA.18\_23.rep**



**AeAeg\_Aag2\_GFP\_r123\_ZA.24\_35.rep**



**AeAeg\_Aag2\_GFP\_r123\_ZA.rep**



0 2000 4000 6000 8000 10000 12000


**AeAeg\_Aag2\_GFP\_r123\_ZA.18\_23.rep**



**AeAeg\_Aag2\_GFP\_r123\_ZA.24\_35.rep**



**AeAeg\_Aag2\_GFP\_r123\_ZA.rep**



0 2000 4000 6000 8000 10000 12000

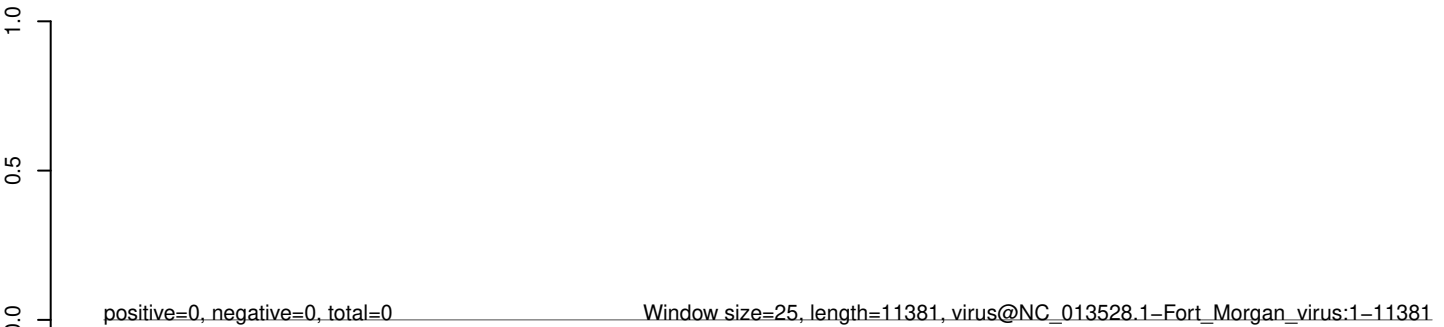
**AeAeg\_Aag2\_GFP\_r123\_ZA.18\_23.rep**



**AeAeg\_Aag2\_GFP\_r123\_ZA.24\_35.rep**




**AeAeg\_Aag2\_GFP\_r123\_ZA.rep**




0 2000 4000 6000 8000 10000


**AeAeg\_Aag2\_GFP\_r123\_ZA.18\_23.rep**



**AeAeg\_Aag2\_GFP\_r123\_ZA.24\_35.rep**



**AeAeg\_Aag2\_GFP\_r123\_ZA.rep**



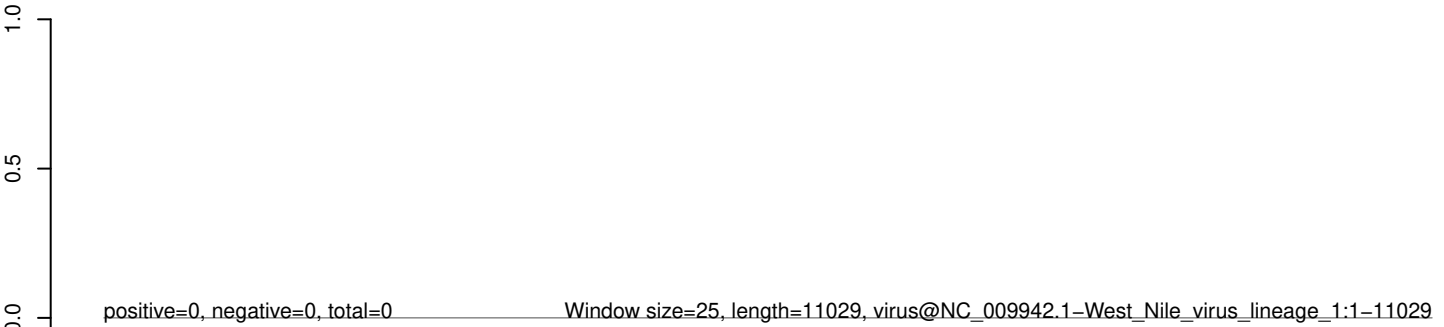
**AeAeg\_Aag2\_GFP\_r123\_ZA.18\_23.rep**



**AeAeg\_Aag2\_GFP\_r123\_ZA.24\_35.rep**



**AeAeg\_Aag2\_GFP\_r123\_ZA.rep**



0 2000 4000 6000 8000 10000


**AeAeg\_Aag2\_GFP\_r123\_ZA.18\_23.rep**



**AeAeg\_Aag2\_GFP\_r123\_ZA.24\_35.rep**



**AeAeg\_Aag2\_GFP\_r123\_ZA.rep**



0 2000 4000 6000 8000 10000 12000




**AeAeg\_Aag2\_GFP\_r123\_ZA.18\_23.rep**



**AeAeg\_Aag2\_GFP\_r123\_ZA.24\_35.rep**



**AeAeg\_Aag2\_GFP\_r123\_ZA.rep**



0 2000 4000 6000 8000 10000


**AeAeg\_Aag2\_GFP\_r123\_ZA.18\_23.rep**



**AeAeg\_Aag2\_GFP\_r123\_ZA.24\_35.rep**



**AeAeg\_Aag2\_GFP\_r123\_ZA.rep**



0 2000 4000 6000 8000 10000 12000

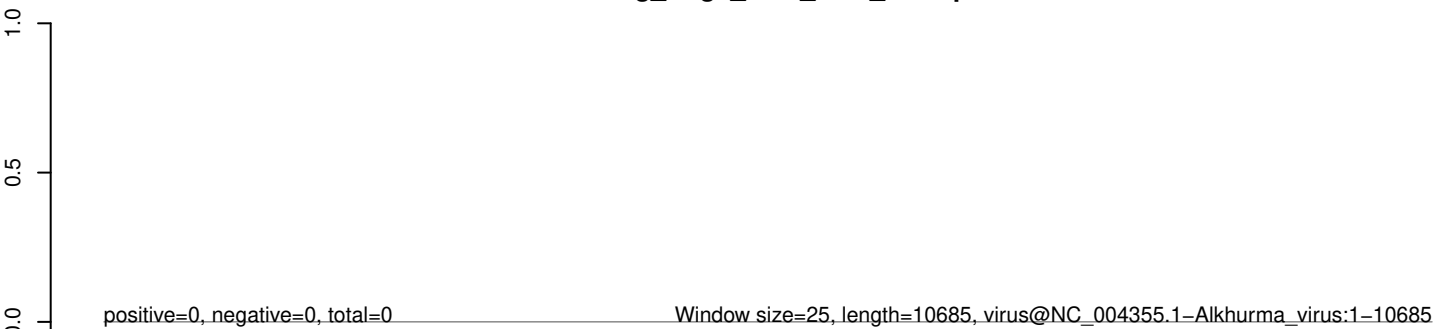
**AeAeg\_Aag2\_GFP\_r123\_ZA.18\_23.rep**



**AeAeg\_Aag2\_GFP\_r123\_ZA.24\_35.rep**



**AeAeg\_Aag2\_GFP\_r123\_ZA.rep**



0 2000 4000 6000 8000 10000


**AeAeg\_Aag2\_GFP\_r123\_ZA.18\_23.rep**



**AeAeg\_Aag2\_GFP\_r123\_ZA.24\_35.rep**



**AeAeg\_Aag2\_GFP\_r123\_ZA.rep**



0 1000 2000 3000 4000 5000 6000

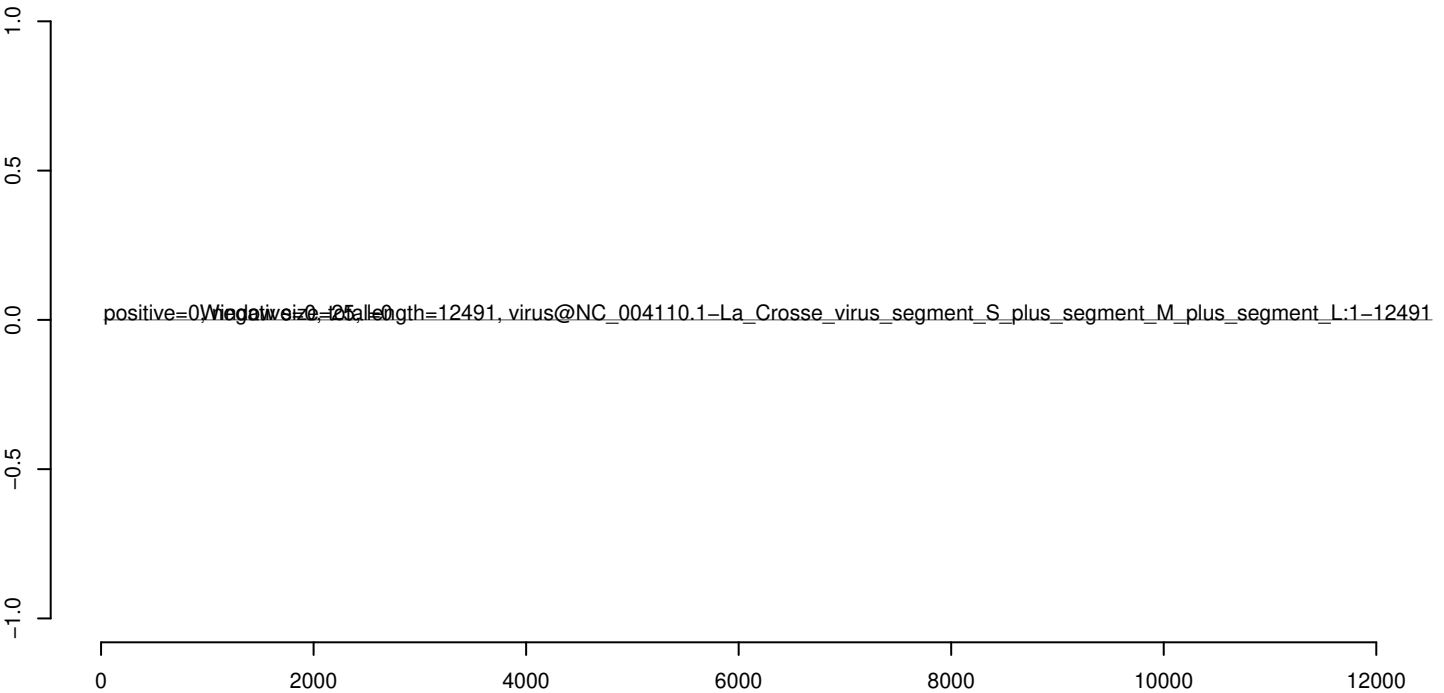
**AeAeg\_Aag2\_GFP\_r123\_ZA.18\_23.rep**



**AeAeg\_Aag2\_GFP\_r123\_ZA.24\_35.rep**



**AeAeg\_Aag2\_GFP\_r123\_ZA.rep**



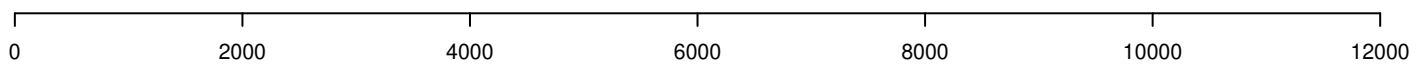
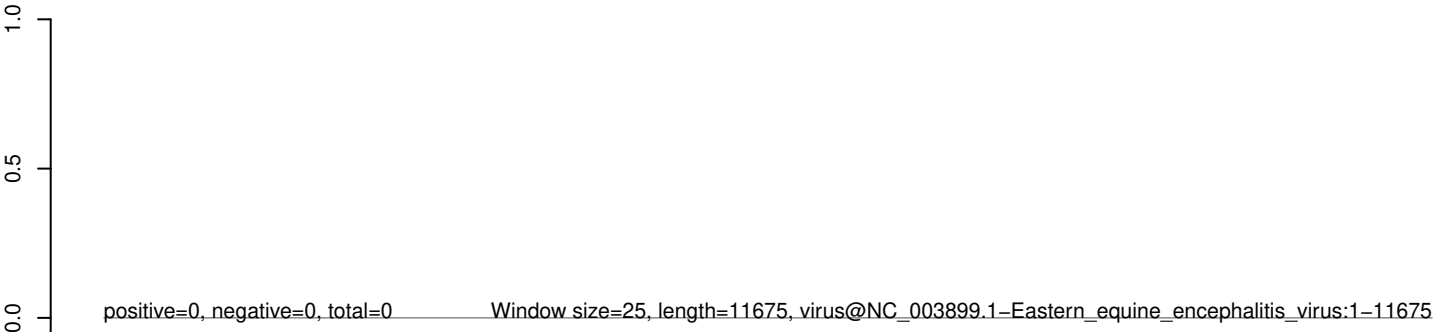
**AeAeg\_Aag2\_GFP\_r123\_ZA.18\_23.rep**




**AeAeg\_Aag2\_GFP\_r123\_ZA.24\_35.rep**




**AeAeg\_Aag2\_GFP\_r123\_ZA.rep**



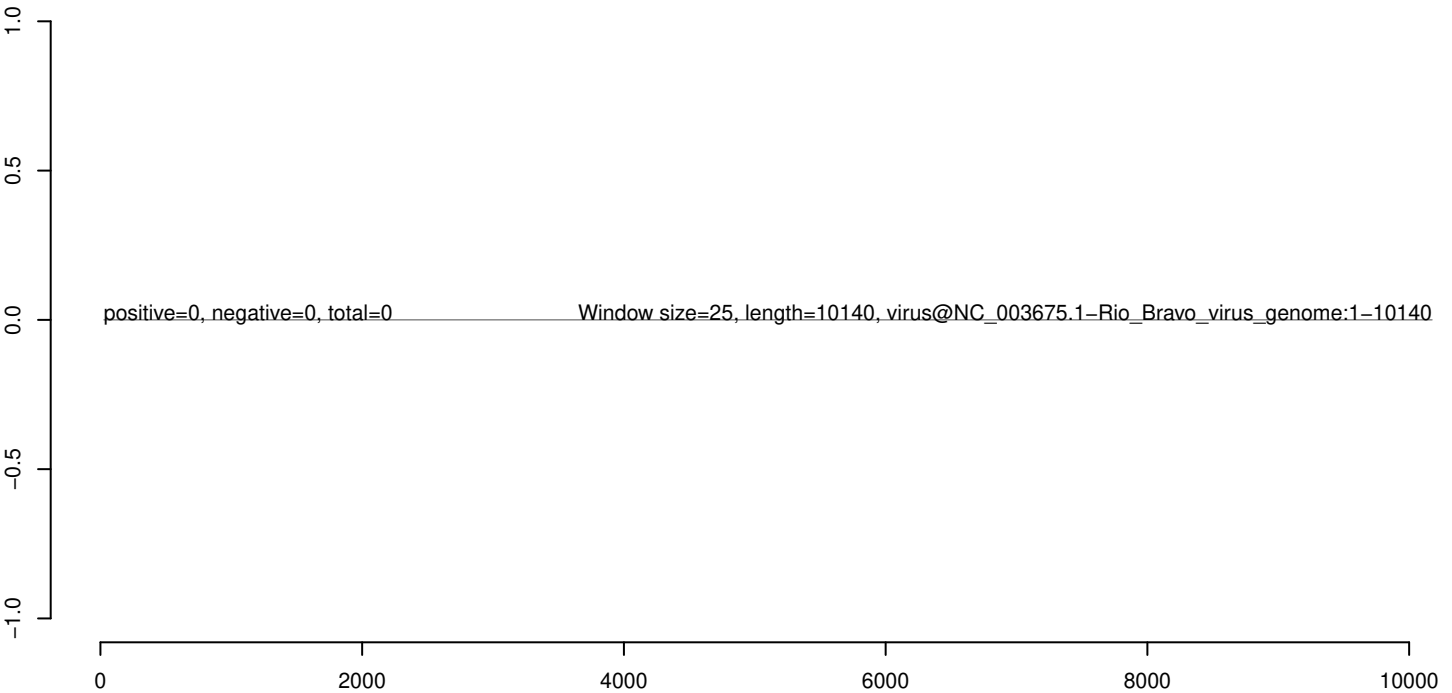
**AeAeg\_Aag2\_GFP\_r123\_ZA.18\_23.rep**



**AeAeg\_Aag2\_GFP\_r123\_ZA.24\_35.rep**



**AeAeg\_Aag2\_GFP\_r123\_ZA.rep**



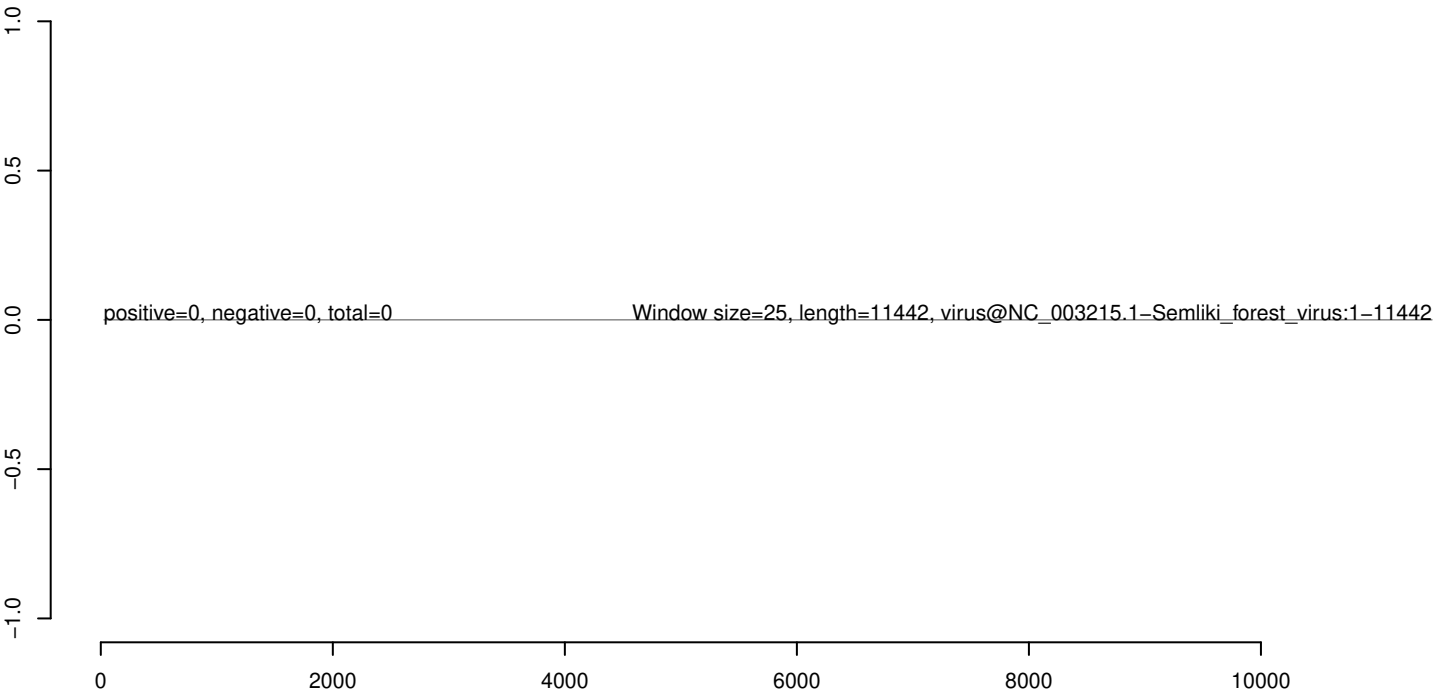
**AeAeg\_Aag2\_GFP\_r123\_ZA.18\_23.rep**



**AeAeg\_Aag2\_GFP\_r123\_ZA.24\_35.rep**



**AeAeg\_Aag2\_GFP\_r123\_ZA.rep**





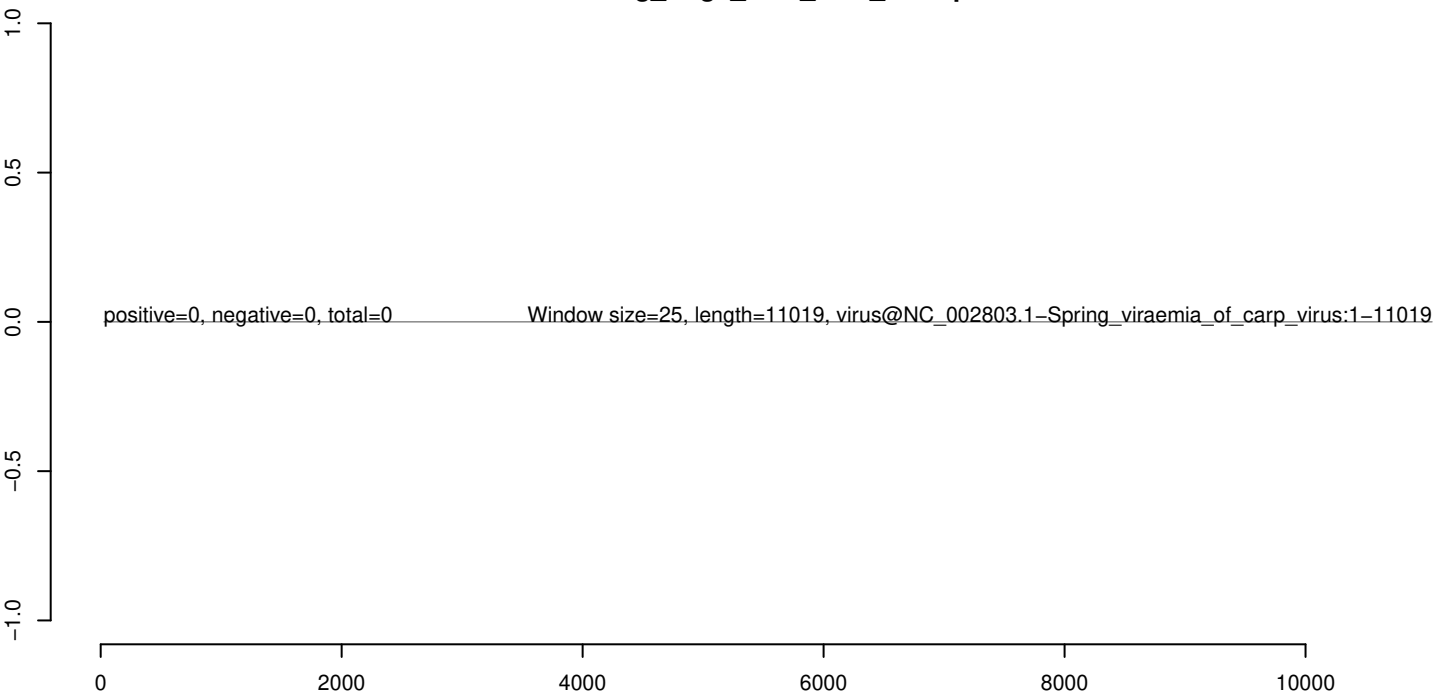
**AeAeg\_Aag2\_GFP\_r123\_ZA.18\_23.rep**



**AeAeg\_Aag2\_GFP\_r123\_ZA.24\_35.rep**



**AeAeg\_Aag2\_GFP\_r123\_ZA.rep**




**AeAeg\_Aag2\_GFP\_r123\_ZA.18\_23.rep**



**AeAeg\_Aag2\_GFP\_r123\_ZA.24\_35.rep**



**AeAeg\_Aag2\_GFP\_r123\_ZA.rep**



0 2000 4000 6000 8000 10000


**AeAeg\_Aag2\_GFP\_r123\_ZA.18\_23.rep**



**AeAeg\_Aag2\_GFP\_r123\_ZA.24\_35.rep**



**AeAeg\_Aag2\_GFP\_r123\_ZA.rep**



0 2000 4000 6000 8000 10000 12000

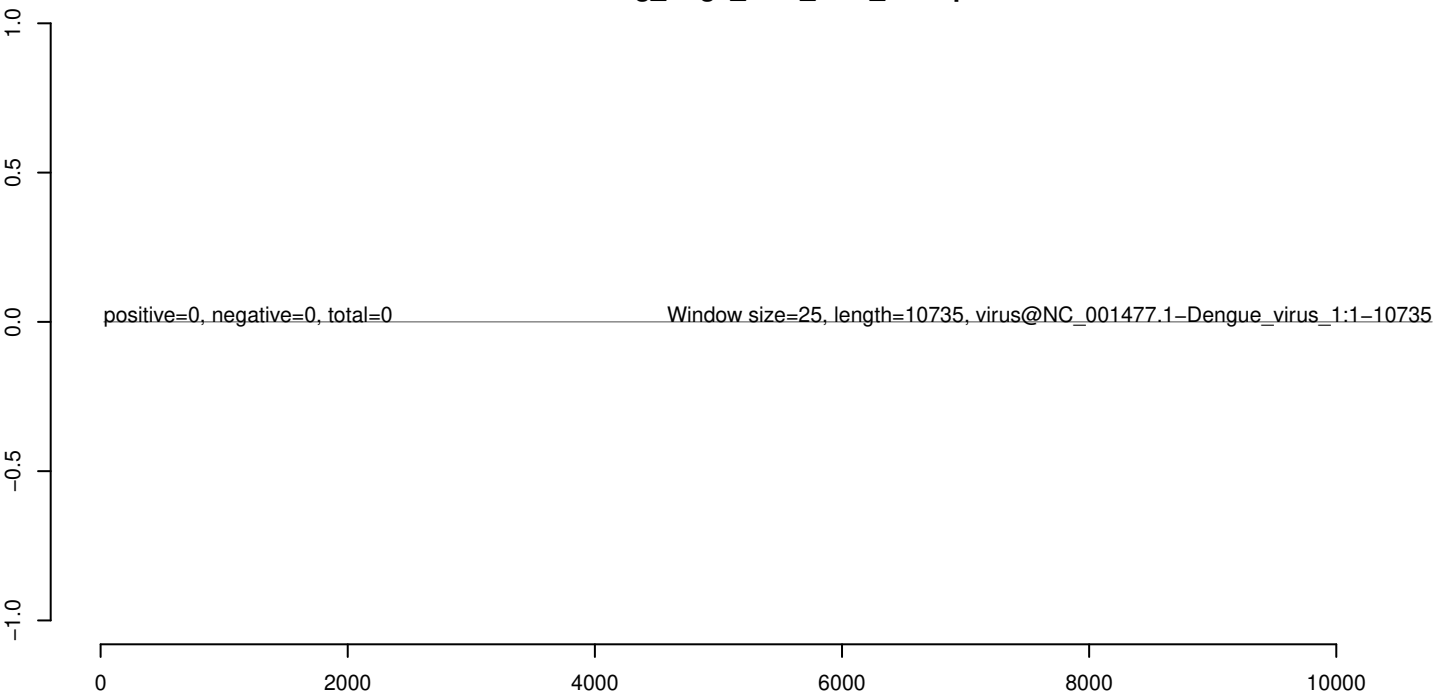
**AeAeg\_Aag2\_GFP\_r123\_ZA.18\_23.rep**



**AeAeg\_Aag2\_GFP\_r123\_ZA.24\_35.rep**



**AeAeg\_Aag2\_GFP\_r123\_ZA.rep**



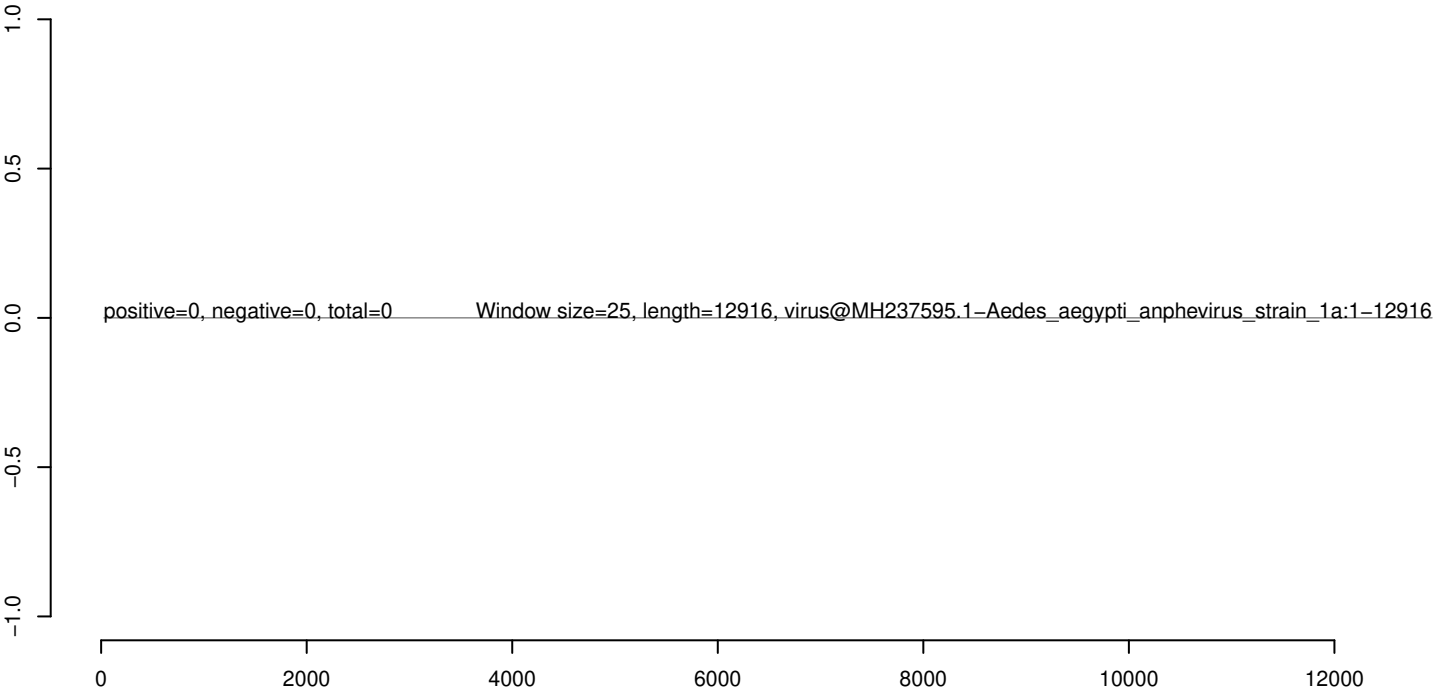
**AeAeg\_Aag2\_GFP\_r123\_ZA.18\_23.rep**




**AeAeg\_Aag2\_GFP\_r123\_ZA.24\_35.rep**




**AeAeg\_Aag2\_GFP\_r123\_ZA.rep**




**AeAeg\_Aag2\_GFP\_r123\_ZA.18\_23.rep**



**AeAeg\_Aag2\_GFP\_r123\_ZA.24\_35.rep**



**AeAeg\_Aag2\_GFP\_r123\_ZA.rep**



0 1000 2000 3000 4000 5000 6000

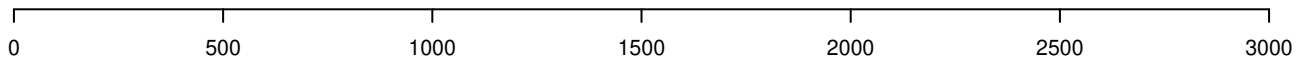
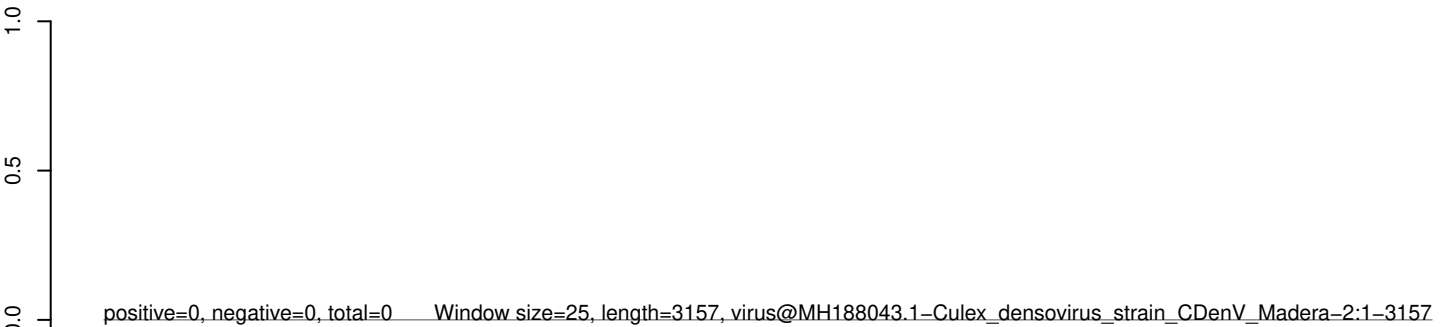
**AeAeg\_Aag2\_GFP\_r123\_ZA.18\_23.rep**



**AeAeg\_Aag2\_GFP\_r123\_ZA.24\_35.rep**



**AeAeg\_Aag2\_GFP\_r123\_ZA.rep**




**AeAeg\_Aag2\_GFP\_r123\_ZA.18\_23.rep**



**AeAeg\_Aag2\_GFP\_r123\_ZA.24\_35.rep**



**AeAeg\_Aag2\_GFP\_r123\_ZA.rep**



0 2000 4000 6000 8000 10000 12000




**AeAeg\_Aag2\_GFP\_r123\_ZA.18\_23.rep**



**AeAeg\_Aag2\_GFP\_r123\_ZA.24\_35.rep**




**AeAeg\_Aag2\_GFP\_r123\_ZA.rep**




0 1000 2000 3000 4000

**AeAeg\_Aag2\_GFP\_r123\_ZA.18\_23.rep**



**AeAeg\_Aag2\_GFP\_r123\_ZA.24\_35.rep**



**AeAeg\_Aag2\_GFP\_r123\_ZA.rep**



0 1000 2000 3000 4000 5000 6000

**AeAeg\_Aag2\_GFP\_r123\_ZA.18\_23.rep**



**AeAeg\_Aag2\_GFP\_r123\_ZA.24\_35.rep**



**AeAeg\_Aag2\_GFP\_r123\_ZA.rep**



0 2000 4000 6000 8000 10000 12000

**AeAeg\_Aag2\_GFP\_r123\_ZA.18\_23.rep**



**AeAeg\_Aag2\_GFP\_r123\_ZA.24\_35.rep**



**AeAeg\_Aag2\_GFP\_r123\_ZA.rep**




**AeAeg\_Aag2\_GFP\_r123\_ZA.18\_23.rep**



**AeAeg\_Aag2\_GFP\_r123\_ZA.24\_35.rep**



**AeAeg\_Aag2\_GFP\_r123\_ZA.rep**



0 2000 4000 6000 8000 10000

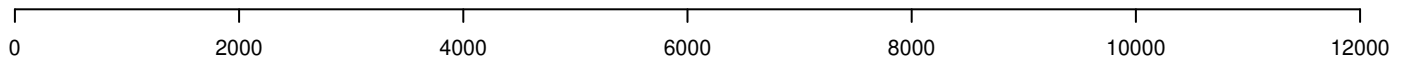

**AeAeg\_Aag2\_GFP\_r123\_ZA.18\_23.rep**



**AeAeg\_Aag2\_GFP\_r123\_ZA.24\_35.rep**



**AeAeg\_Aag2\_GFP\_r123\_ZA.rep**



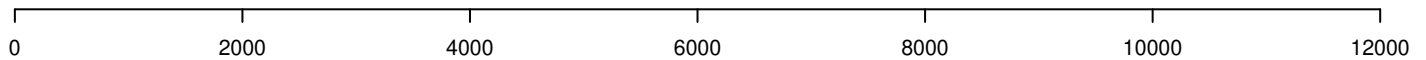
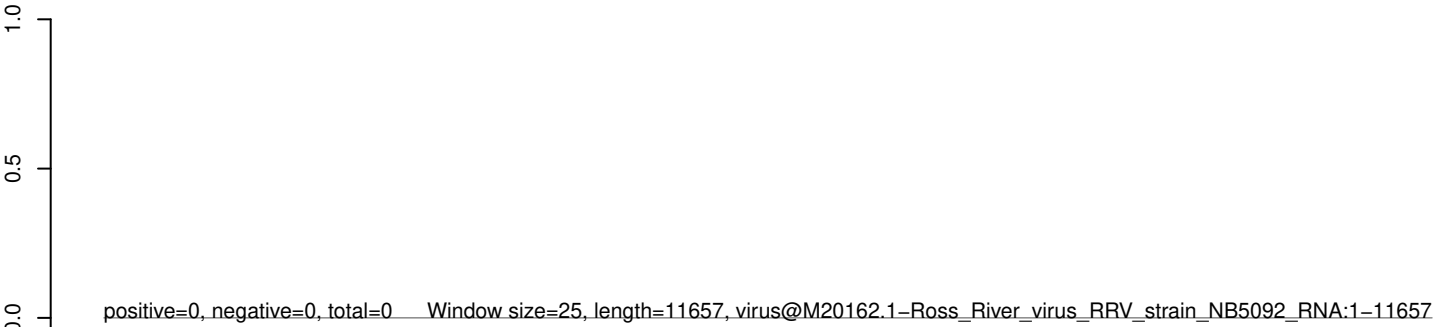
**AeAeg\_Aag2\_GFP\_r123\_ZA.18\_23.rep**



**AeAeg\_Aag2\_GFP\_r123\_ZA.24\_35.rep**



**AeAeg\_Aag2\_GFP\_r123\_ZA.rep**




**AeAeg\_Aag2\_GFP\_r123\_ZA.18\_23.rep**



**AeAeg\_Aag2\_GFP\_r123\_ZA.24\_35.rep**



**AeAeg\_Aag2\_GFP\_r123\_ZA.rep**





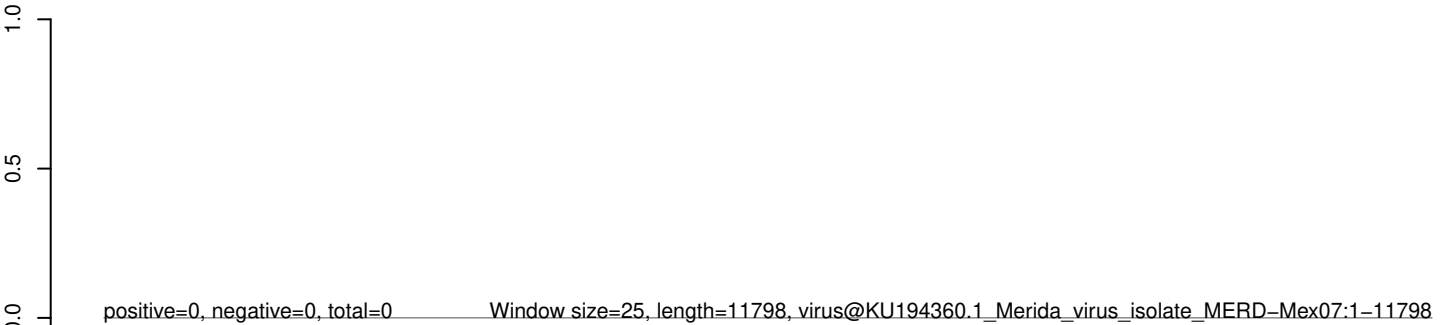
**AeAeg\_Aag2\_GFP\_r123\_ZA.18\_23.rep**



**AeAeg\_Aag2\_GFP\_r123\_ZA.24\_35.rep**



**AeAeg\_Aag2\_GFP\_r123\_ZA.rep**



0 2000 4000 6000 8000 10000 12000

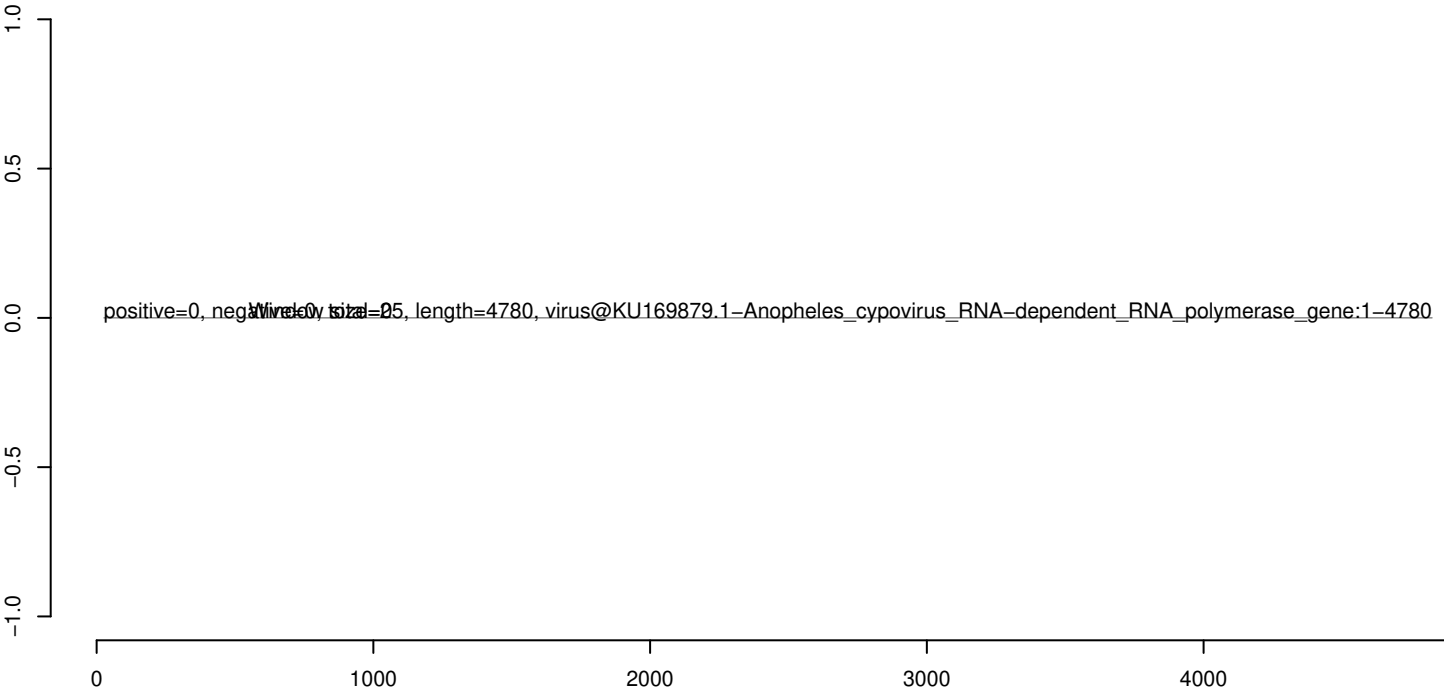
**AeAeg\_Aag2\_GFP\_r123\_ZA.18\_23.rep**



**AeAeg\_Aag2\_GFP\_r123\_ZA.24\_35.rep**



**AeAeg\_Aag2\_GFP\_r123\_ZA.rep**



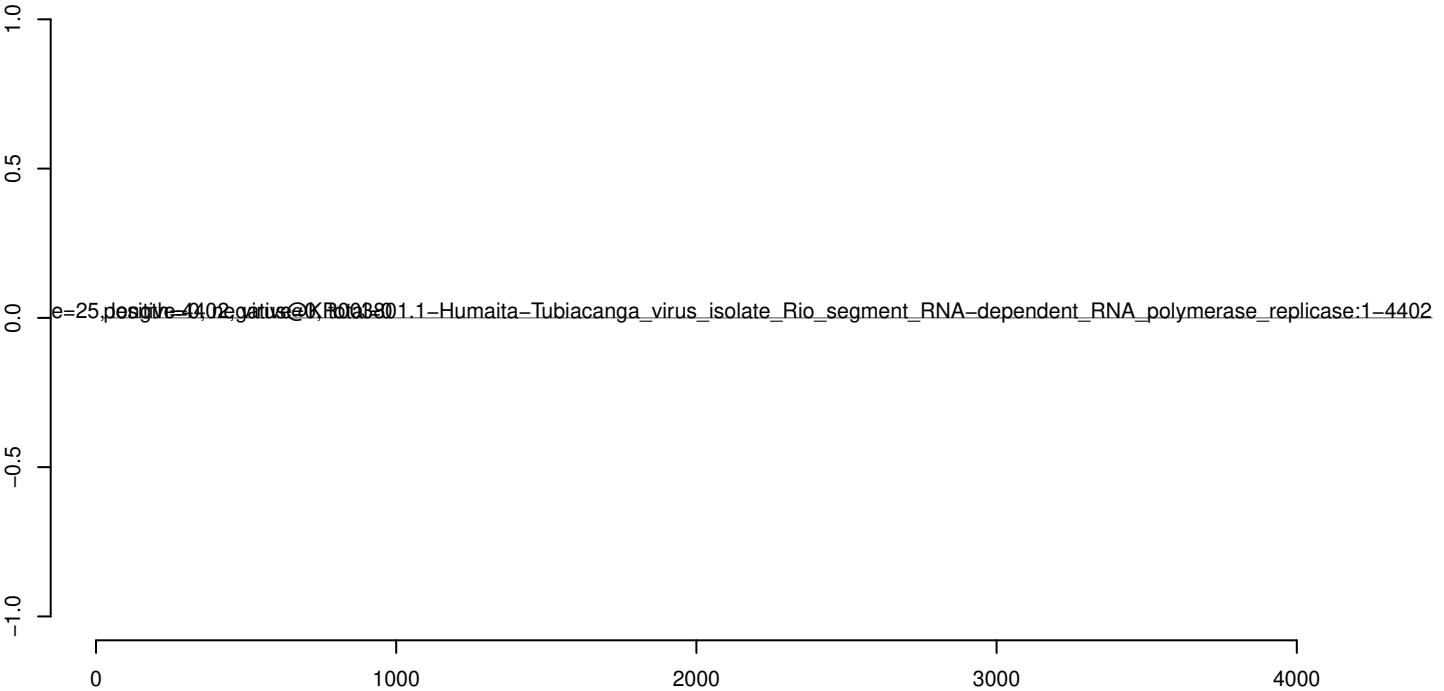
**AeAeg\_Aag2\_GFP\_r123\_ZA.18\_23.rep**



**AeAeg\_Aag2\_GFP\_r123\_ZA.24\_35.rep**



**AeAeg\_Aag2\_GFP\_r123\_ZA.rep**



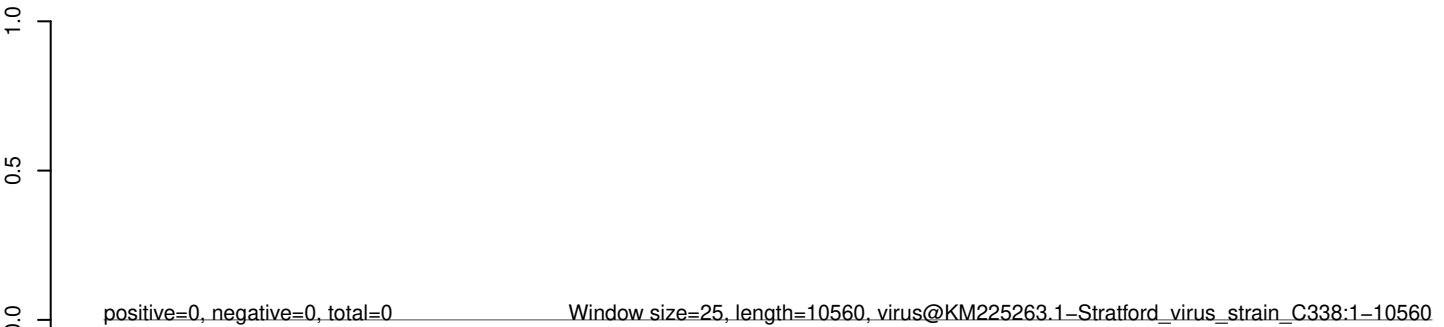
**AeAeg\_Aag2\_GFP\_r123\_ZA.18\_23.rep**



**AeAeg\_Aag2\_GFP\_r123\_ZA.24\_35.rep**



**AeAeg\_Aag2\_GFP\_r123\_ZA.rep**



0 2000 4000 6000 8000 10000

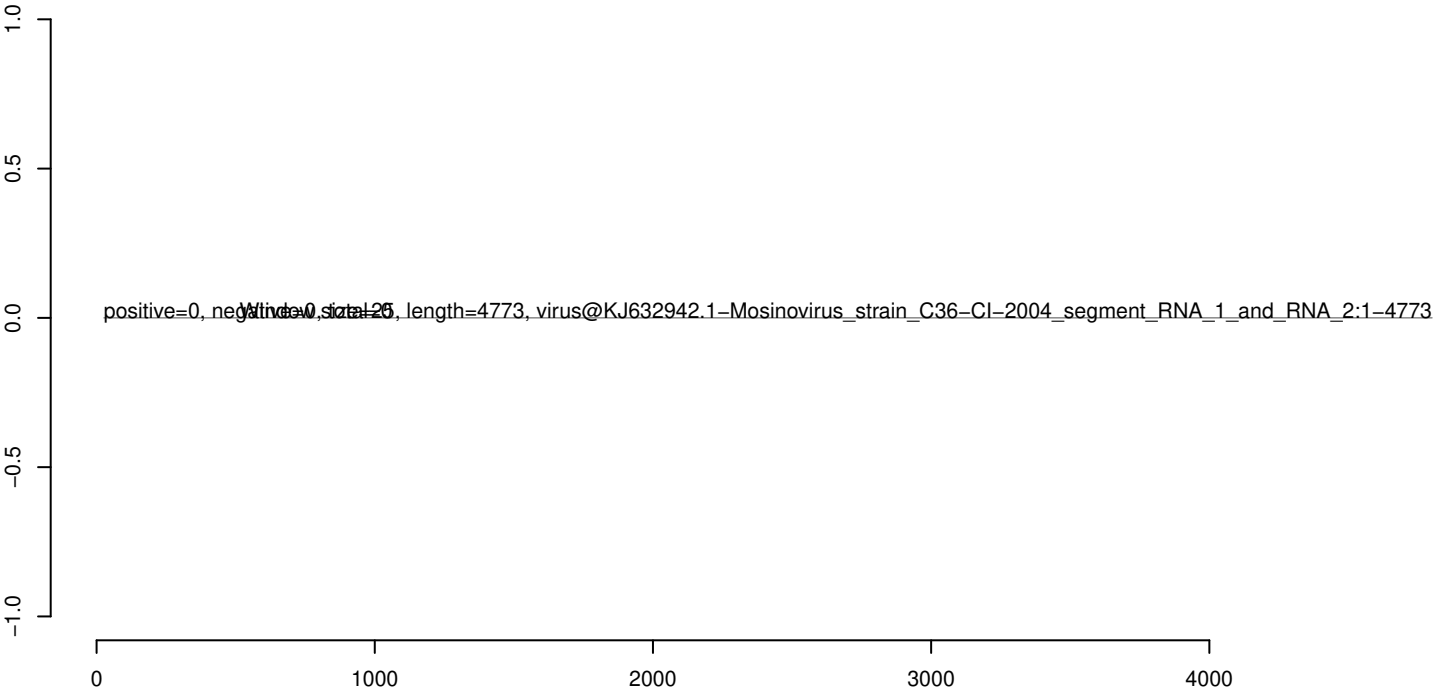
**AeAeg\_Aag2\_GFP\_r123\_ZA.18\_23.rep**



**AeAeg\_Aag2\_GFP\_r123\_ZA.24\_35.rep**



**AeAeg\_Aag2\_GFP\_r123\_ZA.rep**



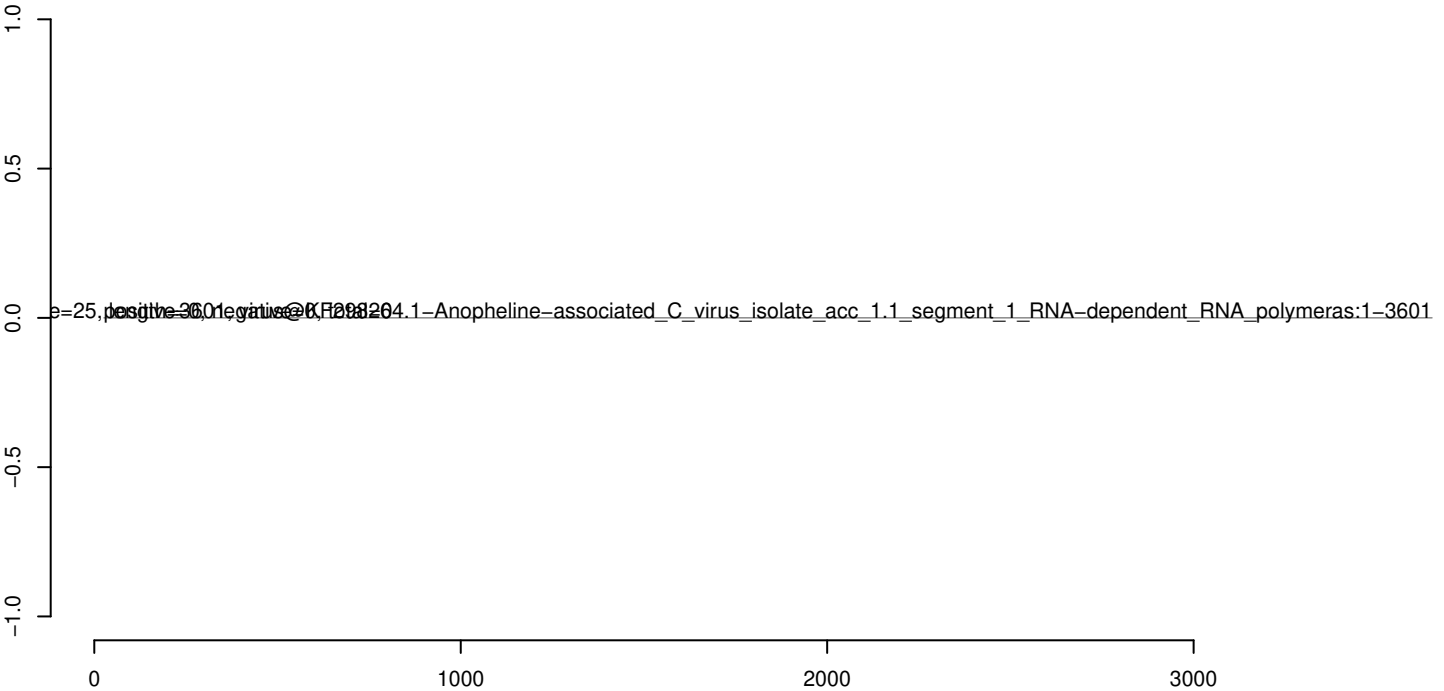
**AeAeg\_Aag2\_GFP\_r123\_ZA.18\_23.rep**



**AeAeg\_Aag2\_GFP\_r123\_ZA.24\_35.rep**



**AeAeg\_Aag2\_GFP\_r123\_ZA.rep**



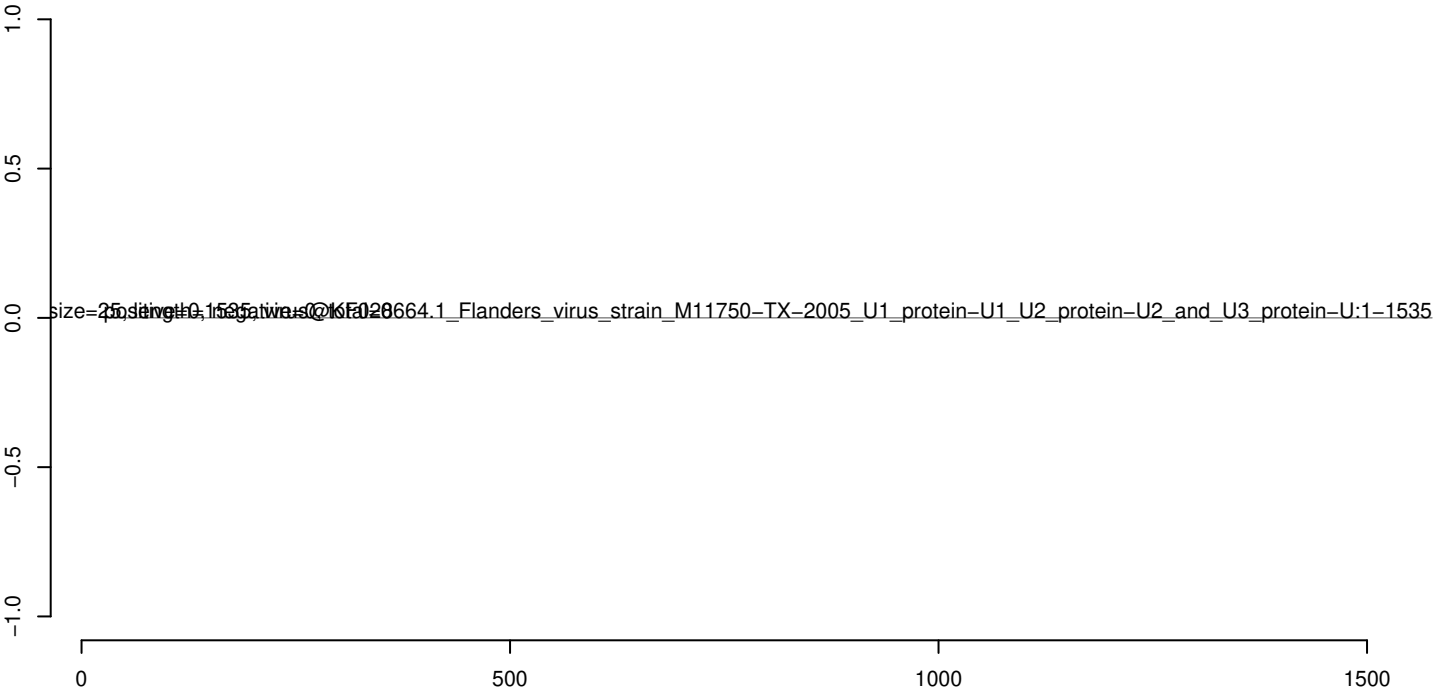
**AeAeg\_Aag2\_GFP\_r123\_ZA.18\_23.rep**



**AeAeg\_Aag2\_GFP\_r123\_ZA.24\_35.rep**



**AeAeg\_Aag2\_GFP\_r123\_ZA.rep**



**AeAeg\_Aag2\_GFP\_r123\_ZA.18\_23.rep**



**AeAeg\_Aag2\_GFP\_r123\_ZA.24\_35.rep**



**AeAeg\_Aag2\_GFP\_r123\_ZA.rep**





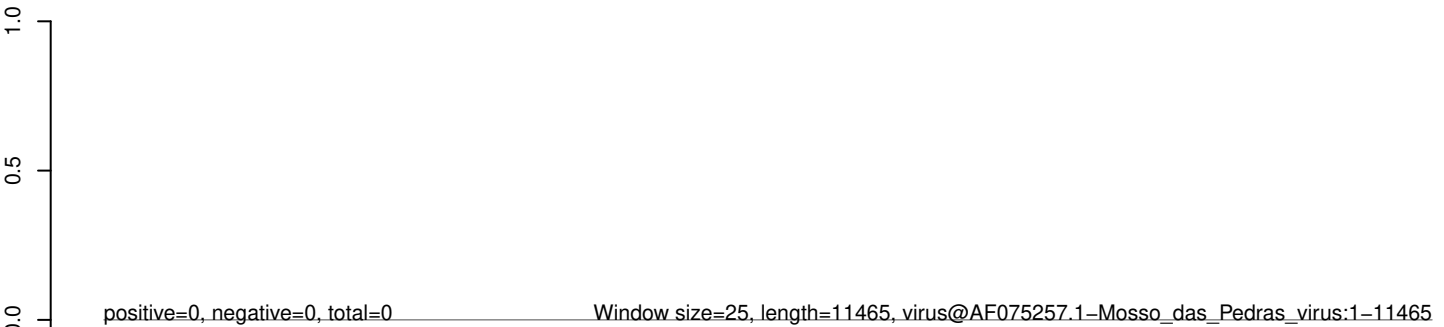
**AeAeg\_Aag2\_GFP\_r123\_ZA.18\_23.rep**



**AeAeg\_Aag2\_GFP\_r123\_ZA.24\_35.rep**



**AeAeg\_Aag2\_GFP\_r123\_ZA.rep**



0 2000 4000 6000 8000 10000