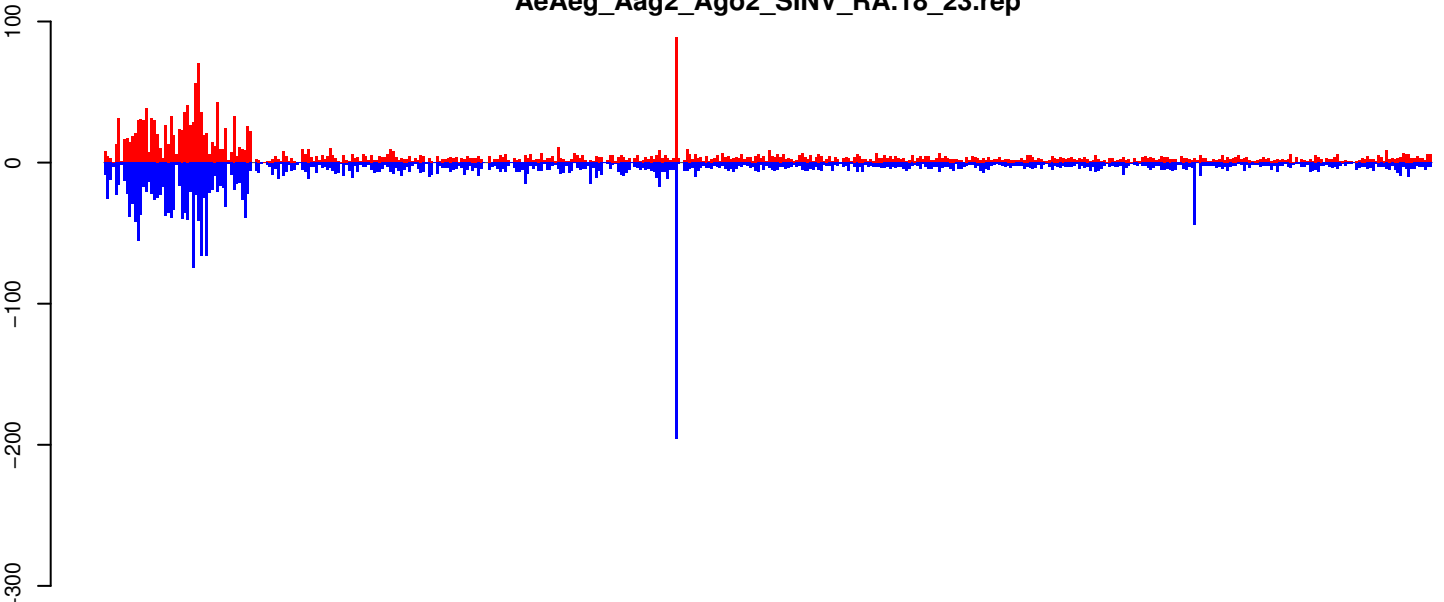
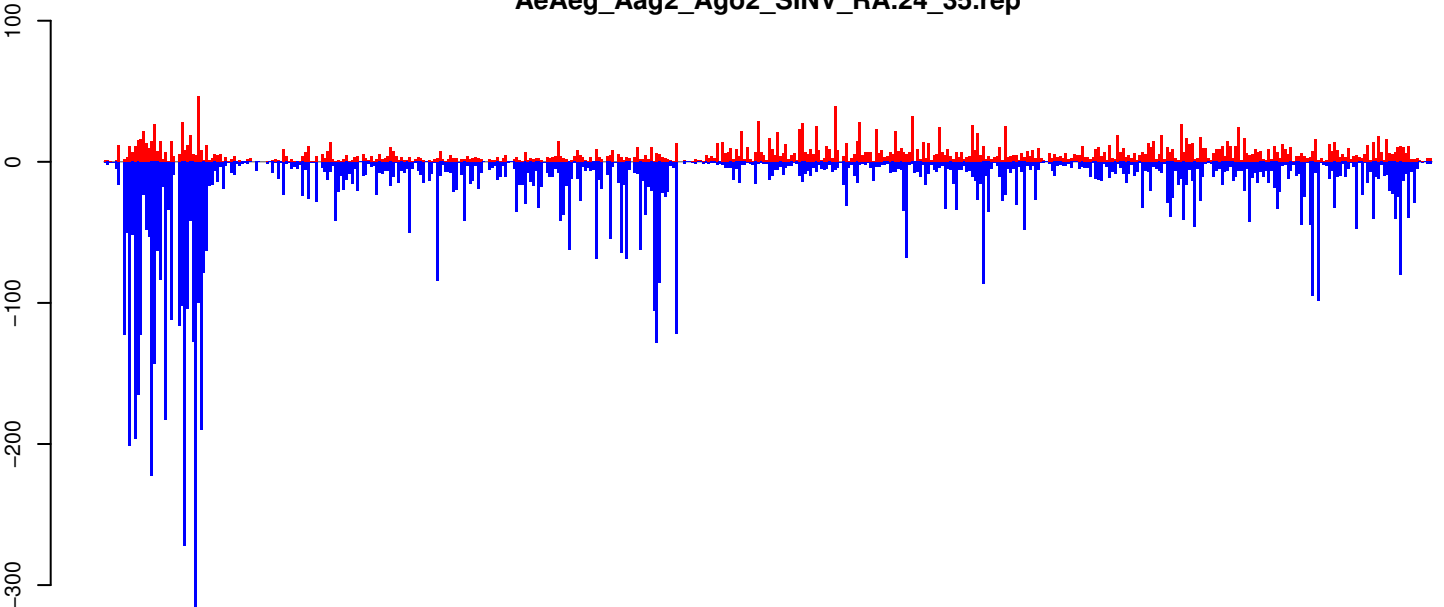


**AeAeg\_Aag2\_Ago2\_SINV\_RA.18\_23.rep**



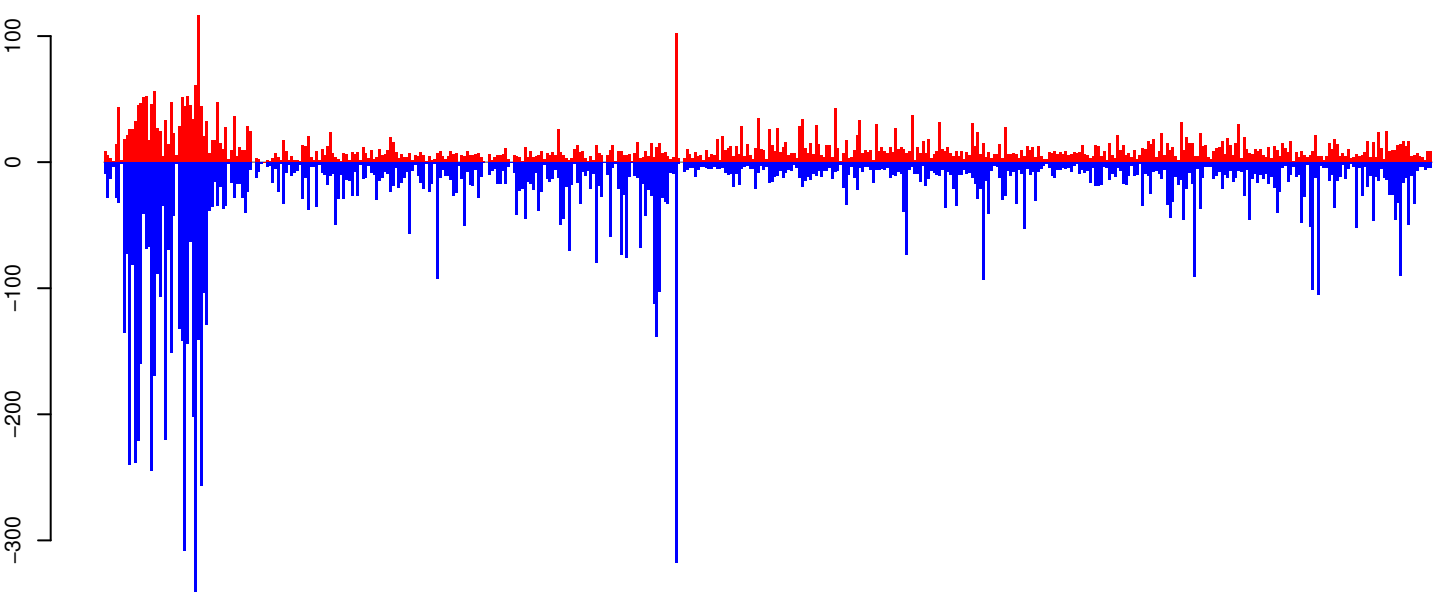
positive=2540, negative=3340, total=5880

**AeAeg\_Aag2\_Ago2\_SINV\_RA.24\_35.rep**



positive=2726, negative=8879, total=11605

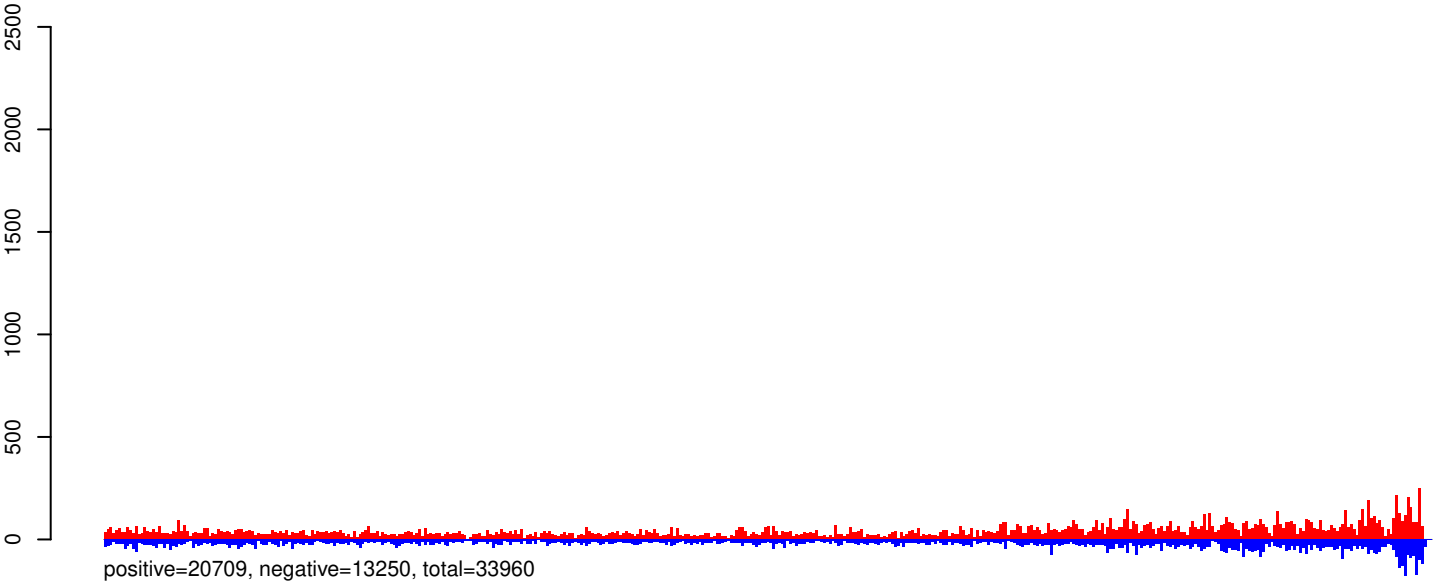
**AeAeg\_Aag2\_Ago2\_SINV\_RA.rep**



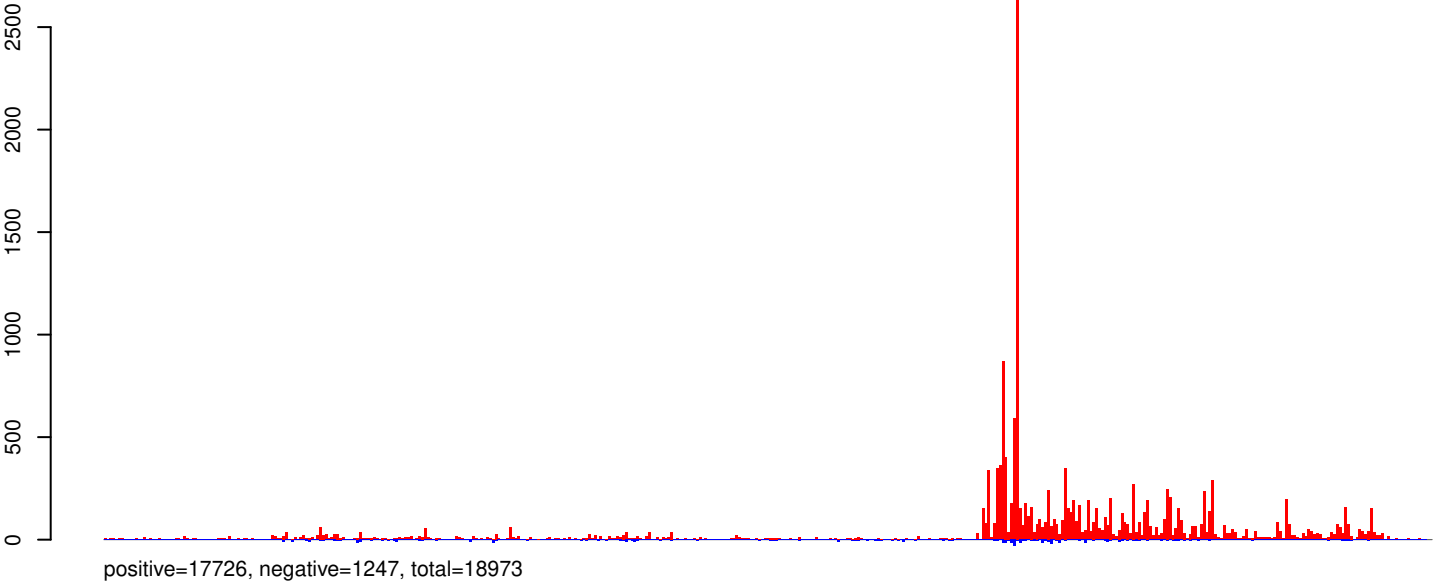
25, length=12099, vireg@MC=1032263, total=17486  
Charoen-like\_virus\_isolate\_Rio\_segment\_S\_plus\_segment\_M\_plus\_segment\_L\_Nucle:1-12099

0 2000 4000 6000 8000 10000 12000

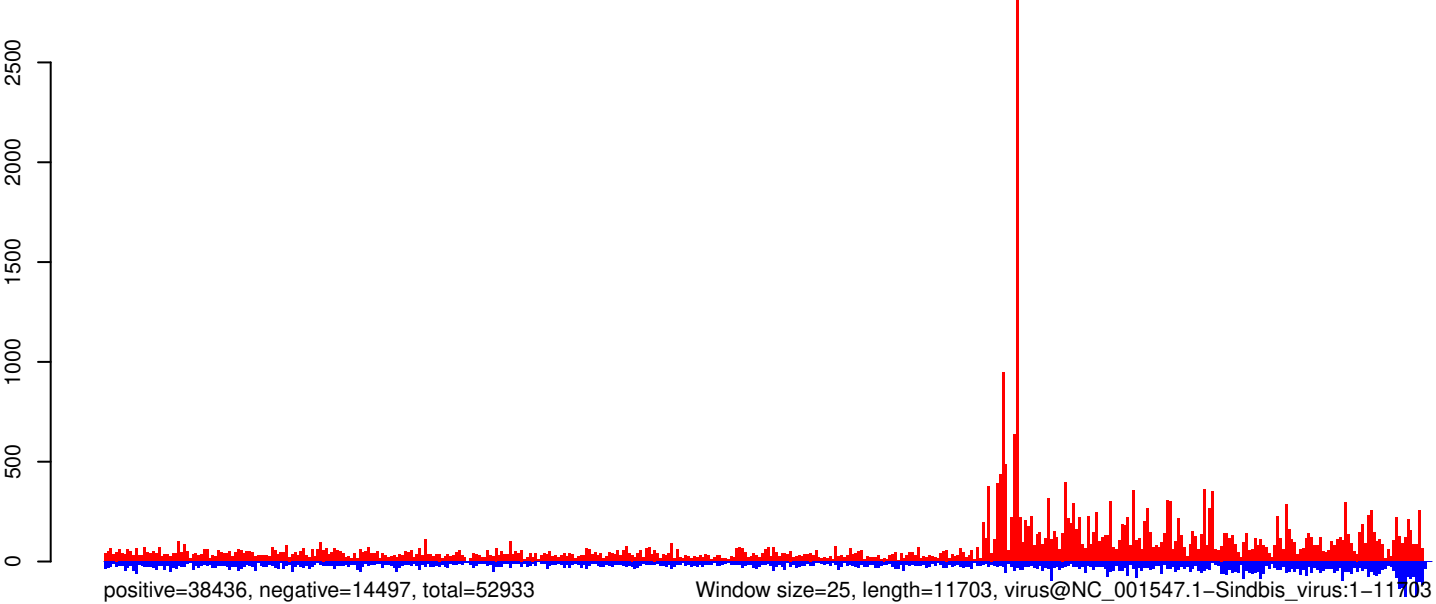
**AeAeg\_Aag2\_Ago2\_SINV\_RA.18\_23.rep**



**AeAeg\_Aag2\_Ago2\_SINV\_RA.24\_35.rep**



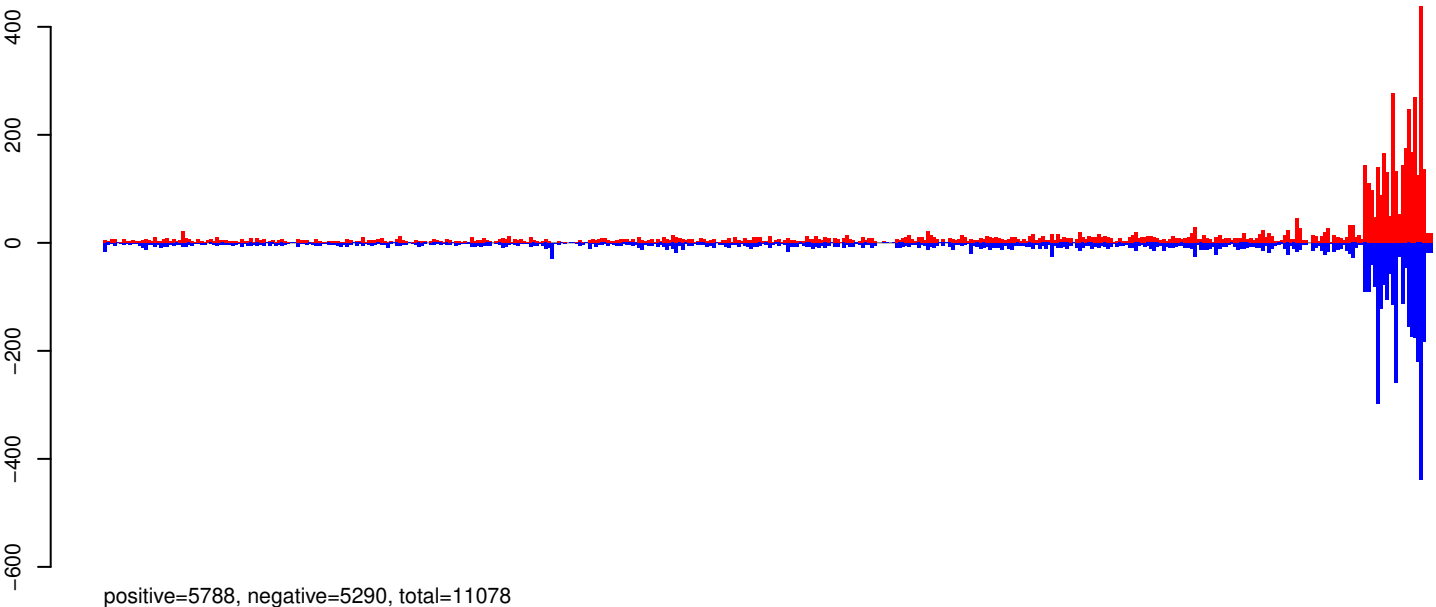
**AeAeg\_Aag2\_Ago2\_SINV\_RA.rep**



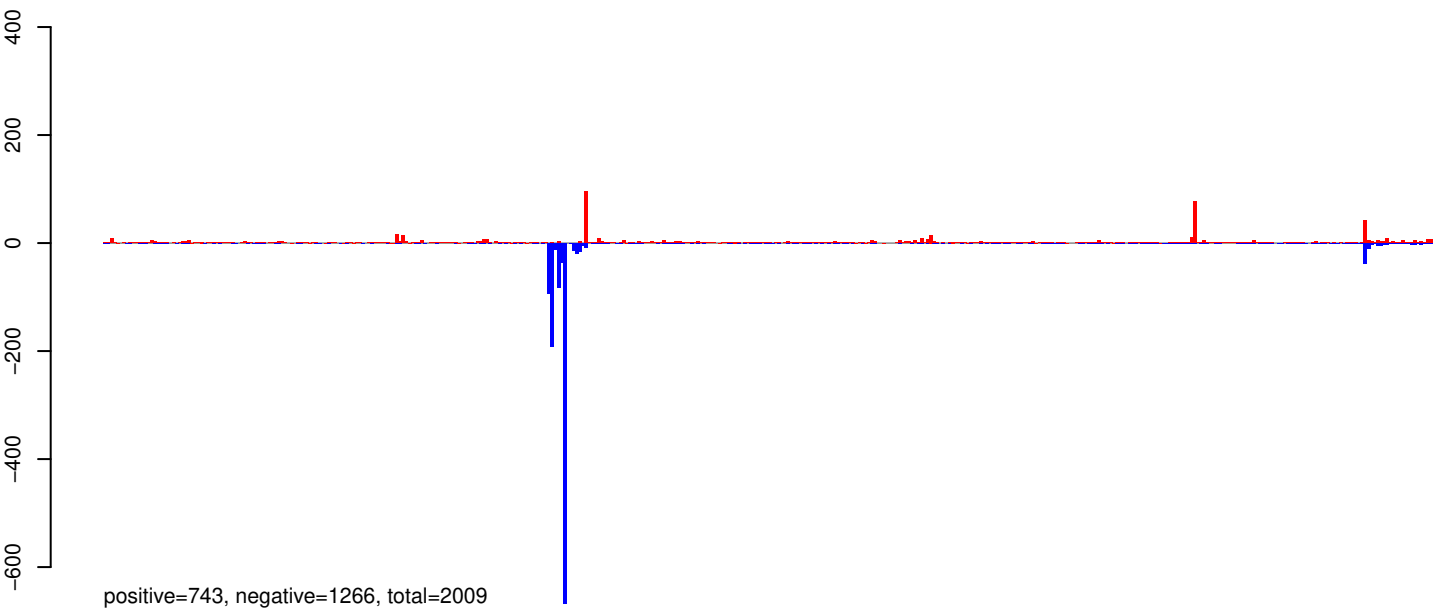
Window size=25, length=11703, virus@NC\_001547.1-Sindbis\_virus:1-11703

0 2000 4000 6000 8000 10000 12000

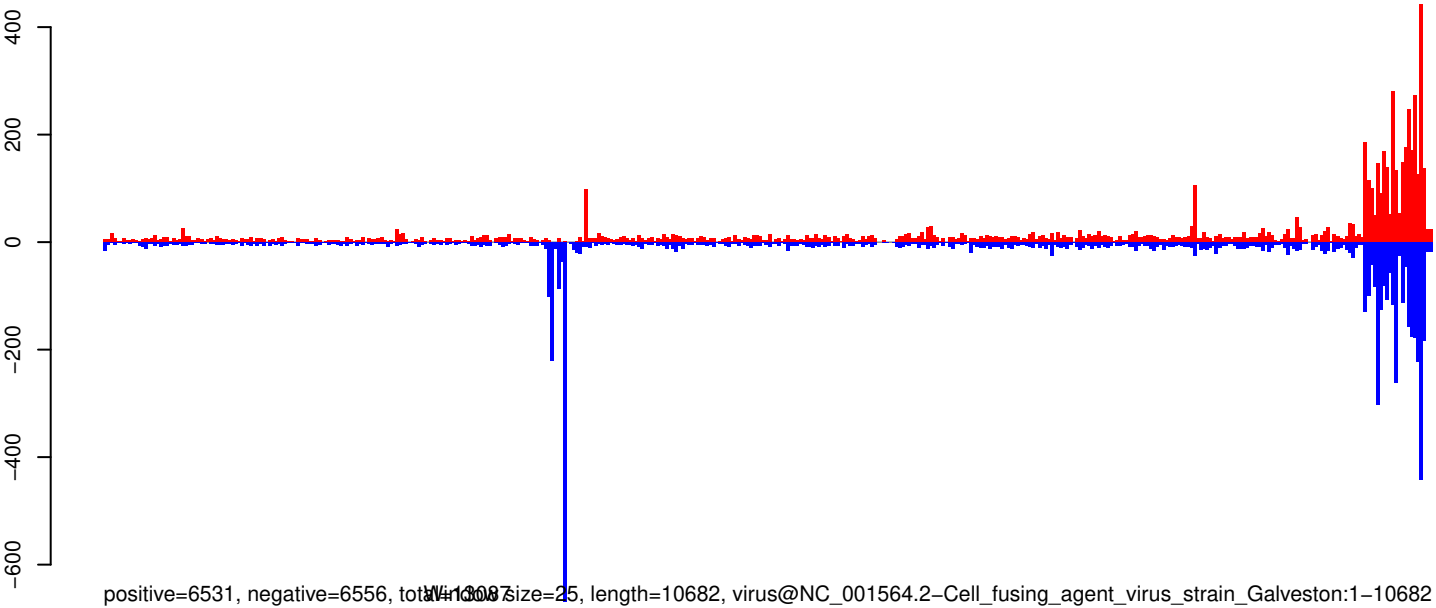
AeAeg\_Aag2\_Ago2\_SINV\_RA.18\_23.rep



AeAeg\_Aag2\_Ago2\_SINV\_RA.24\_35.rep

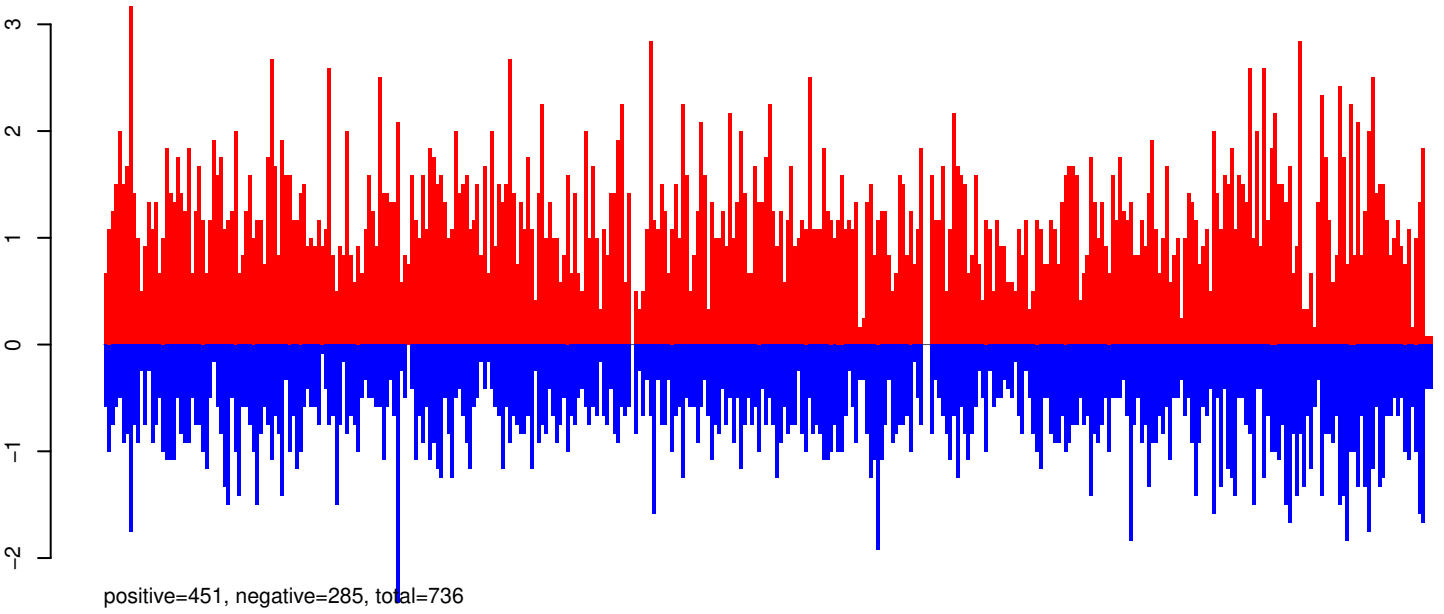


AeAeg\_Aag2\_Ago2\_SINV\_RA.rep

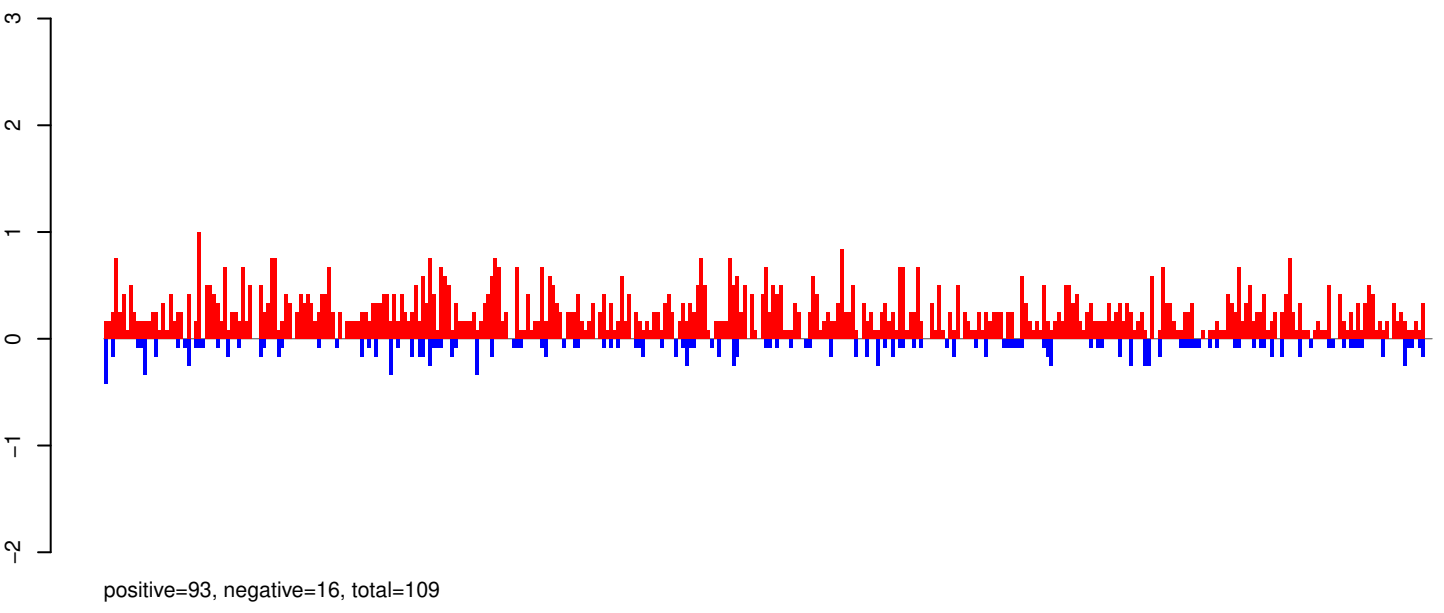


0 2000 4000 6000 8000 10000

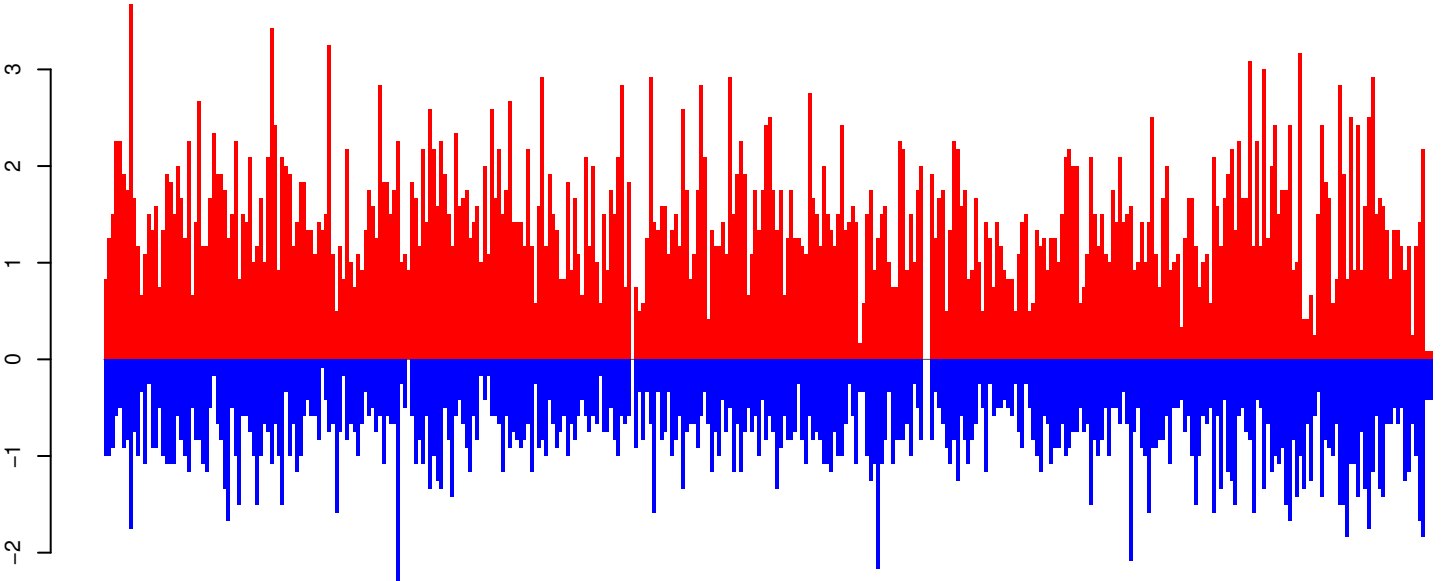
**AeAeg\_Aag2\_Ago2\_SINV\_RA.18\_23.rep**



**AeAeg\_Aag2\_Ago2\_SINV\_RA.24\_35.rep**



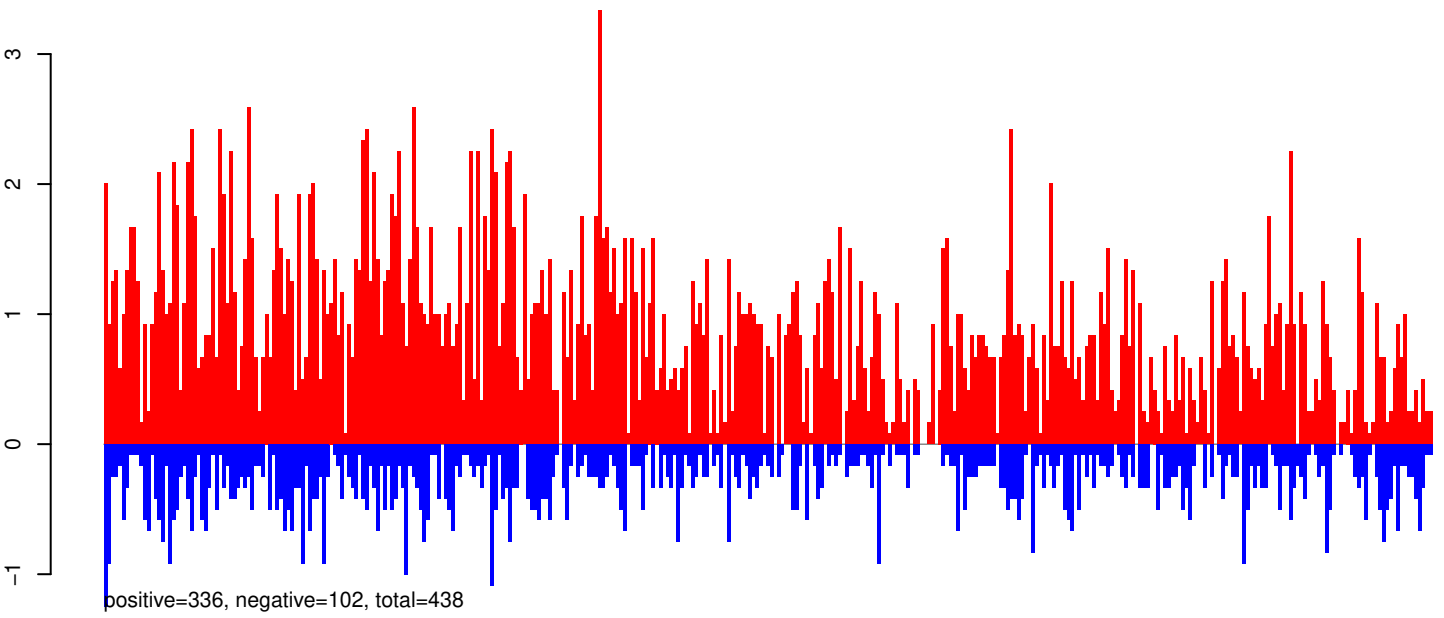
**AeAeg\_Aag2\_Ago2\_SINV\_RA.rep**



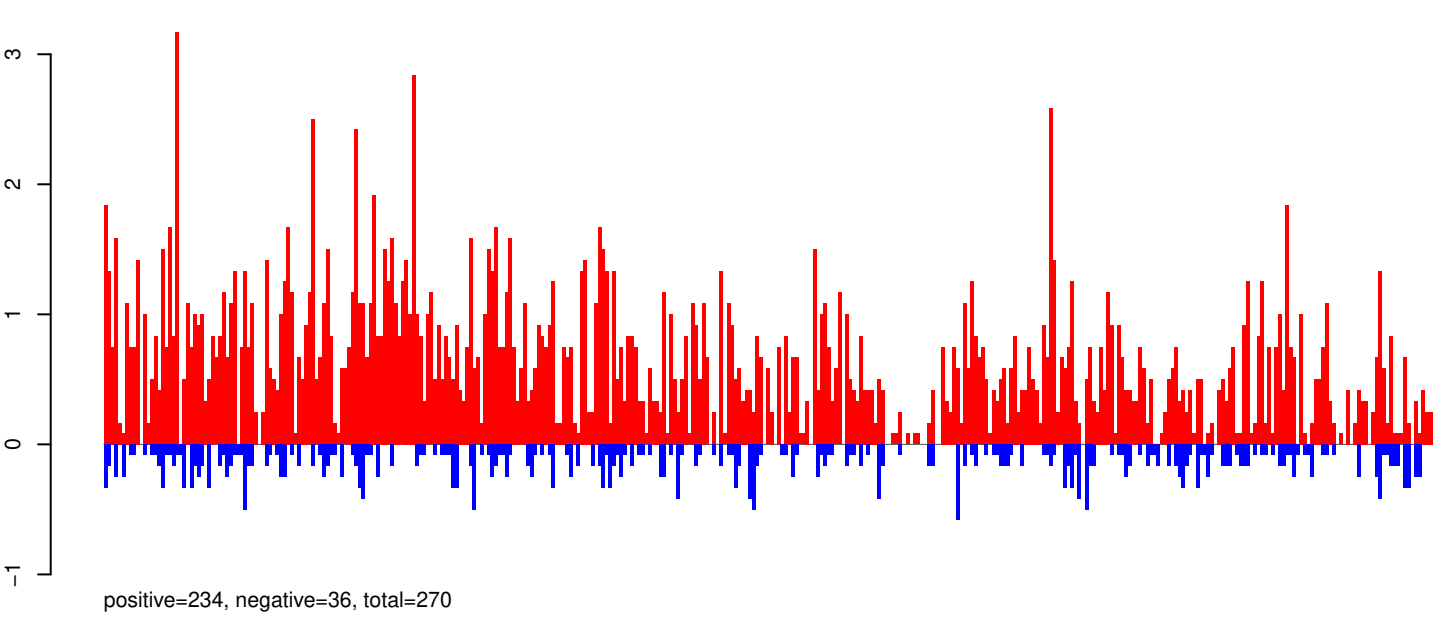
Window size=2546, step=1853, used=4399  
Vindov size=2546, step=1853, used=4399  
03924.1-Cricket\_paralysis\_virus\_nonstructural\_polyprotein\_and\_structural\_polyprotein\_genes:1-9185

0 2000 4000 6000 8000

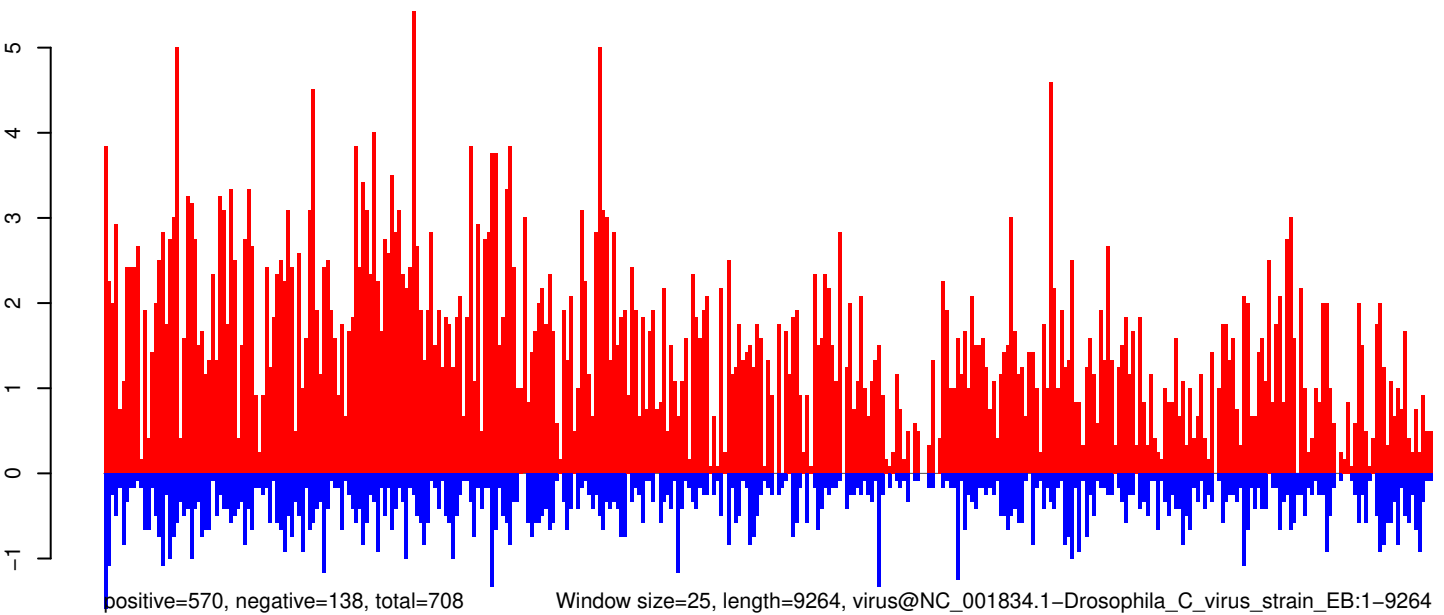
**AeAeg\_Aag2\_Ago2\_SINV\_RA.18\_23.rep**



**AeAeg\_Aag2\_Ago2\_SINV\_RA.24\_35.rep**

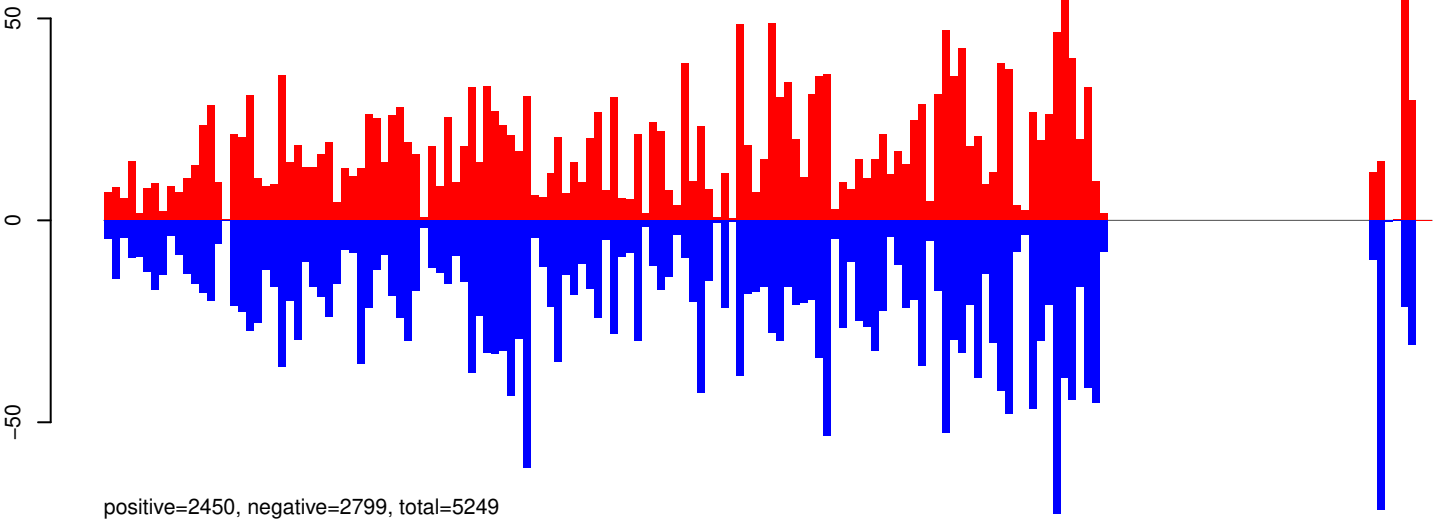


**AeAeg\_Aag2\_Ago2\_SINV\_RA.rep**




0 2000 4000 6000 8000

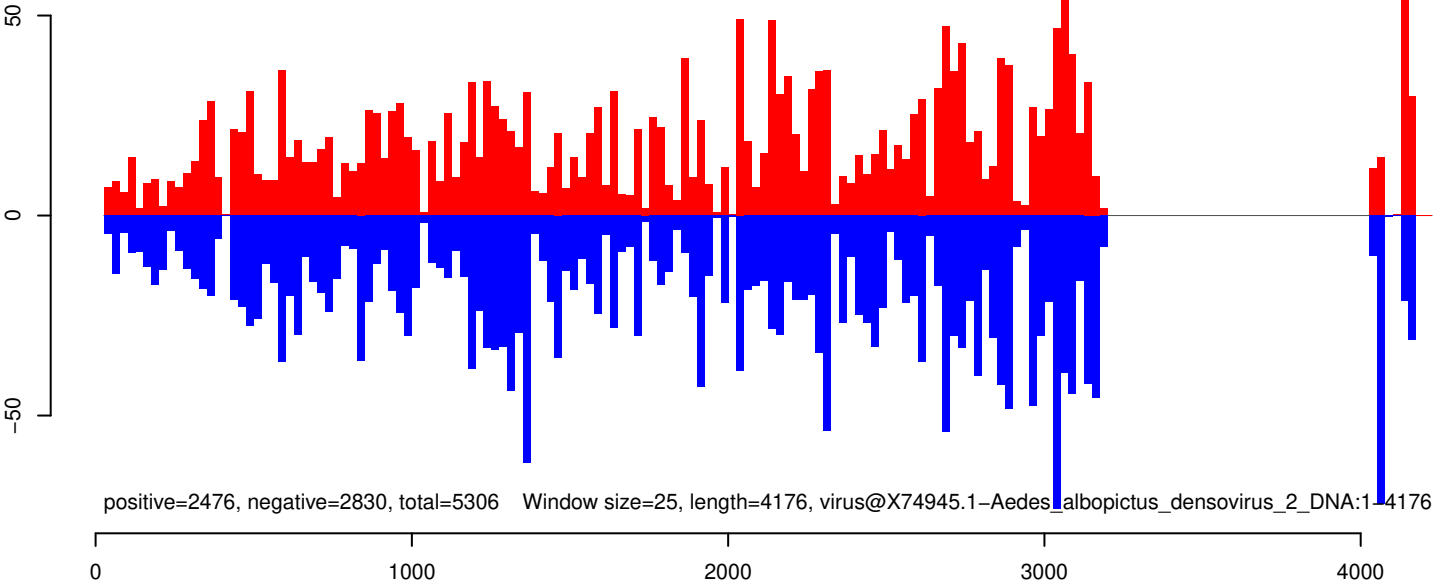
AeAeg\_Aag2\_Ago2\_SINV\_RA.18\_23.rep



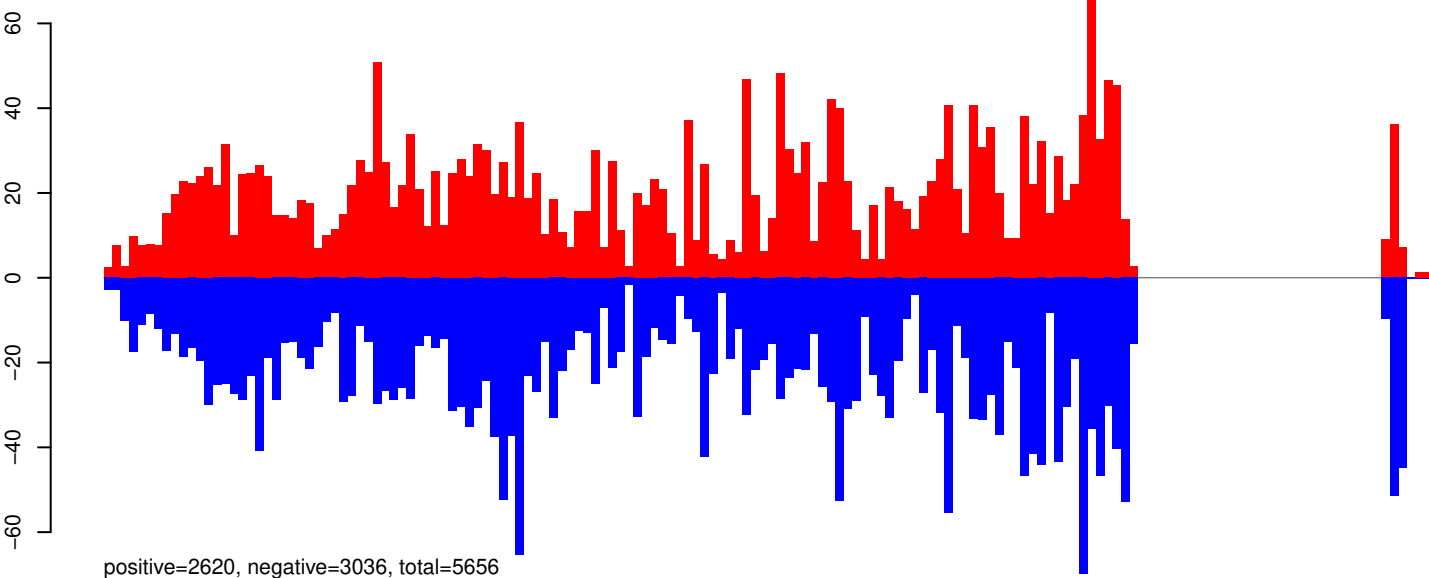
AeAeg\_Aag2\_Ago2\_SINV\_RA.24\_35.rep



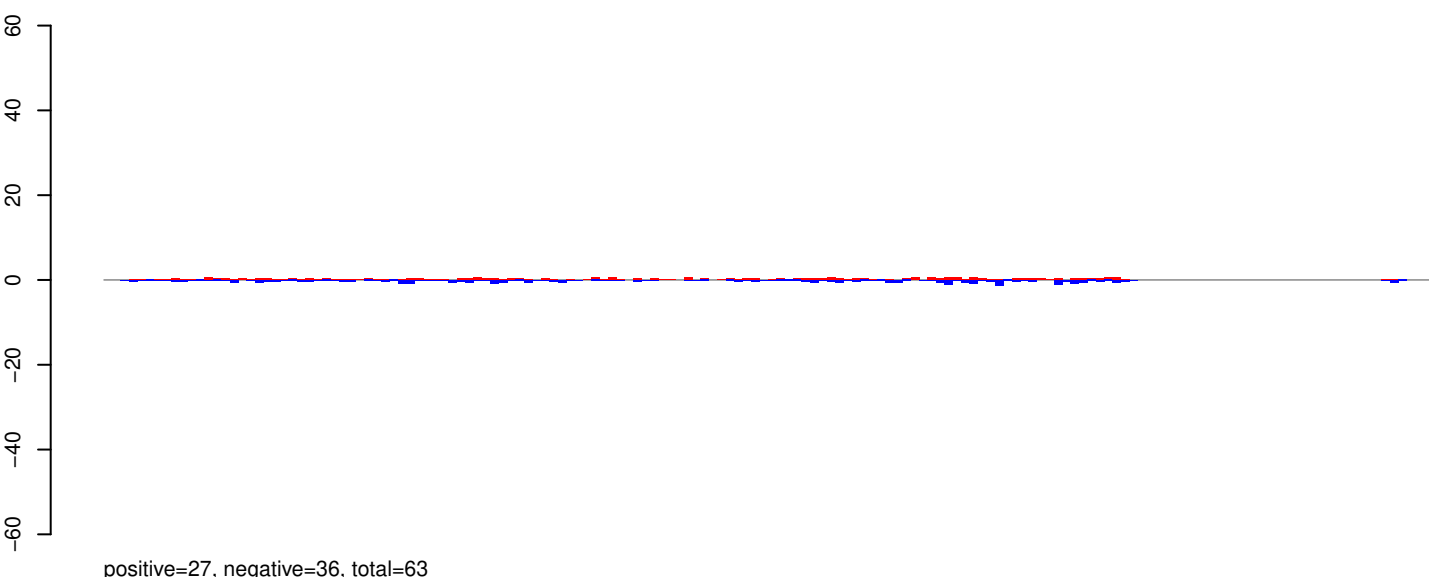
AeAeg\_Aag2\_Ago2\_SINV\_RA.rep



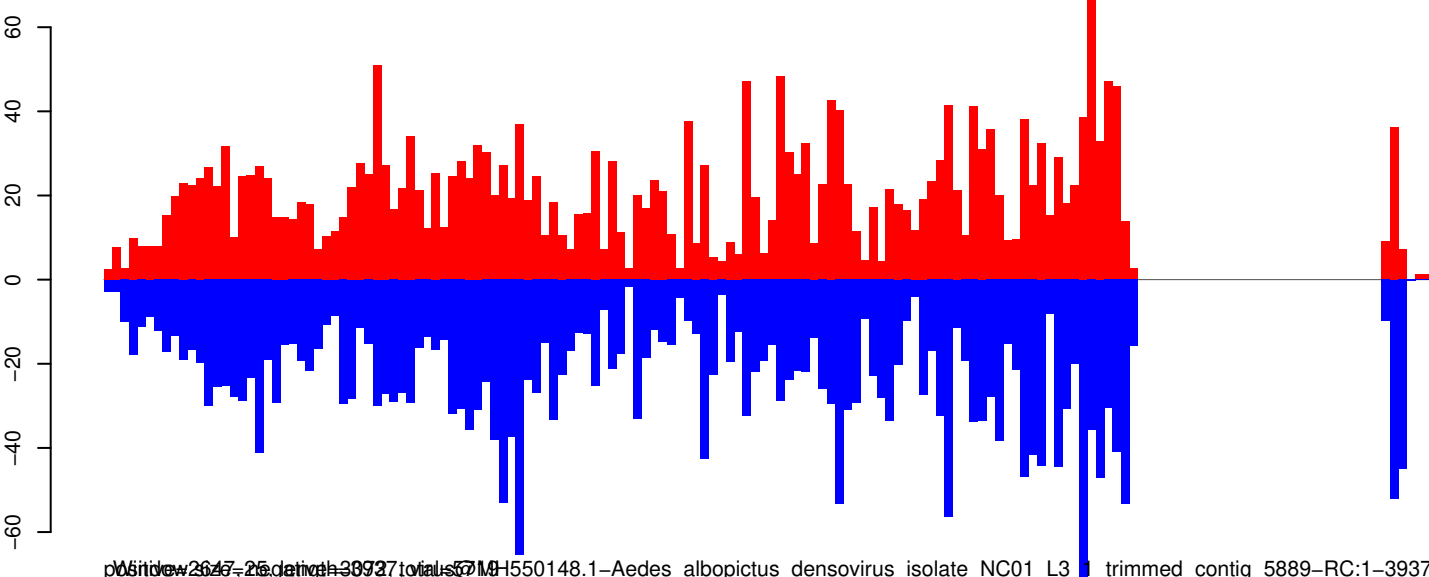
AeAeg\_Aag2\_Ago2\_SINV\_RA.18\_23.rep



AeAeg\_Aag2\_Ago2\_SINV\_RA.24\_35.rep



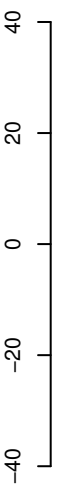
AeAeg\_Aag2\_Ago2\_SINV\_RA.rep



MSL1-2647-26 gene length=397; MSL1-50148.1-Aedes albopictus\_densovirus\_isolate\_NC01\_L3\_1\_trimmed\_contig\_5889-RC:1-3937

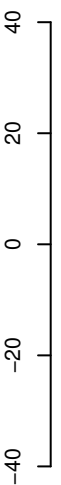
0 1000 2000 3000 4000

**AeAeg\_Aag2\_Ago2\_SINV\_RA.18\_23.rep**



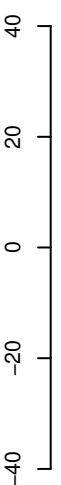
positive=1585, negative=1754, total=3338

**AeAeg\_Aag2\_Ago2\_SINV\_RA.24\_35.rep**



positive=15, negative=19, total=34

**AeAeg\_Aag2\_Ago2\_SINV\_RA.rep**

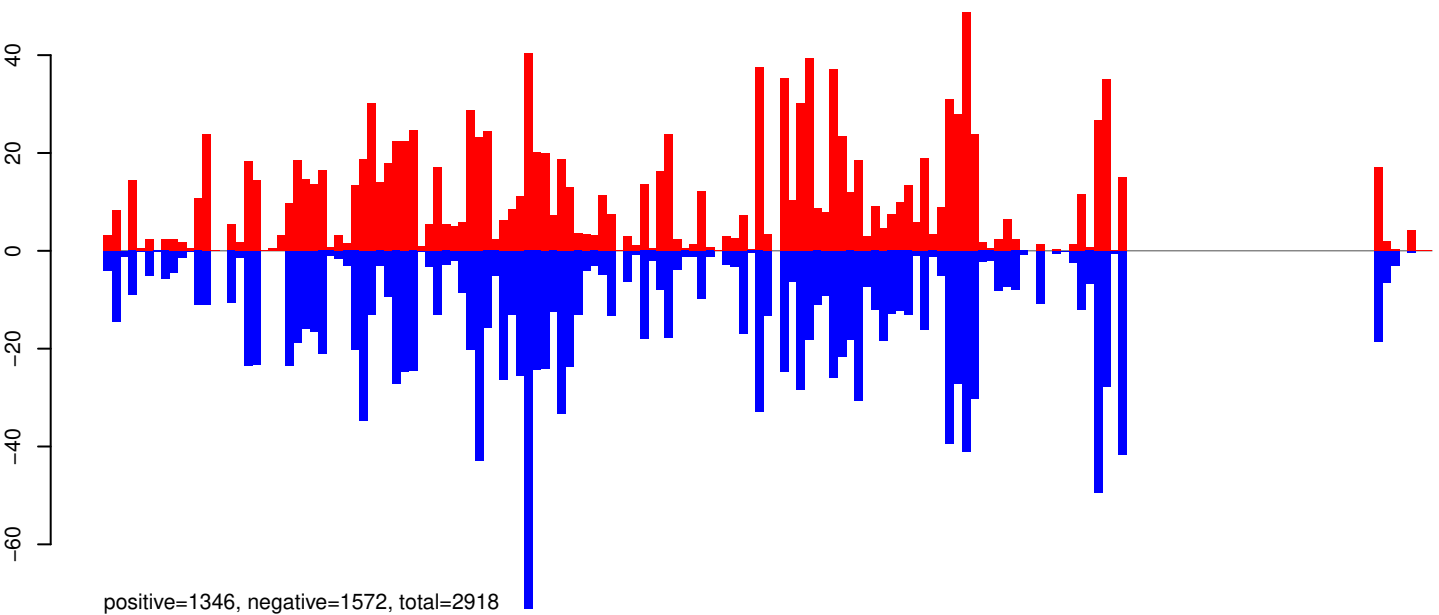


with size=251, length=1599, positive=1776, negative=1732, total=3508  
Aedes magogus\_equinus\_densovirus\_nonstructural\_protein\_1\_nonstructural\_protein\_2\_and\_c:1-3986






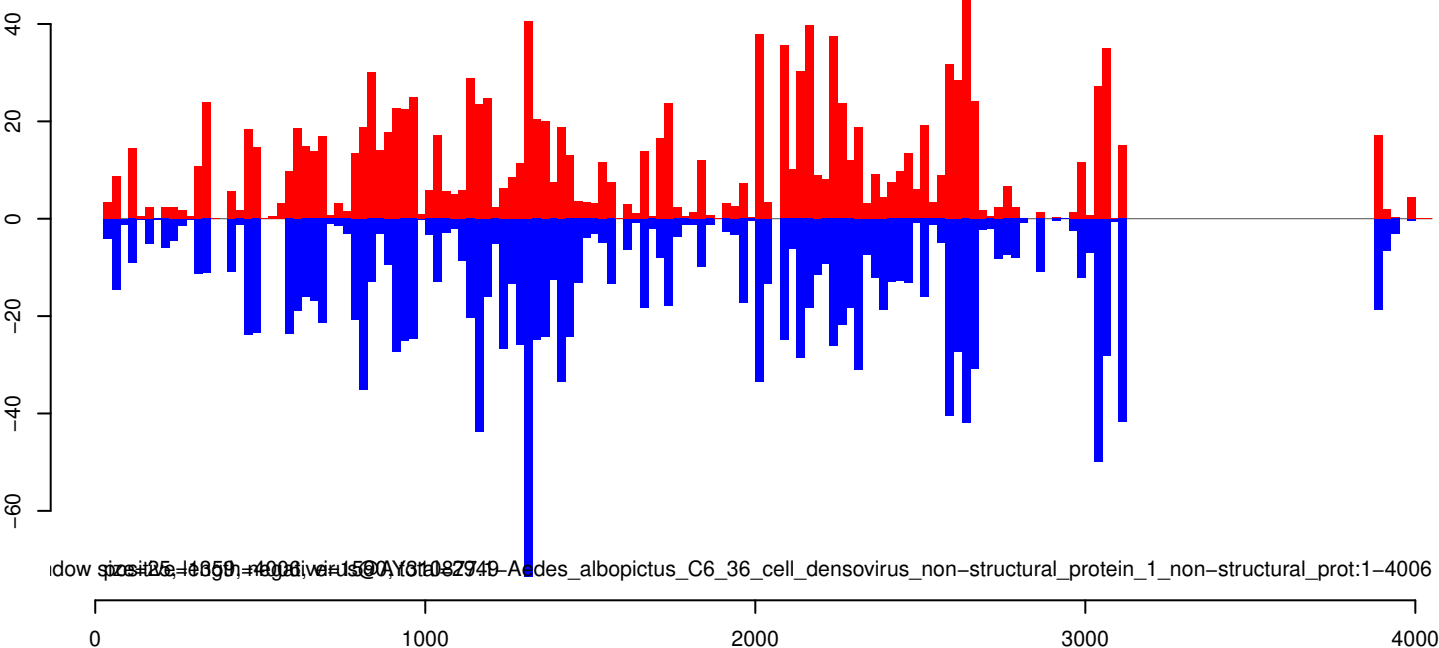
**AeAeg\_Aag2\_Ago2\_SINV\_RA.18\_23.rep**



**AeAeg\_Aag2\_Ago2\_SINV\_RA.24\_35.rep**



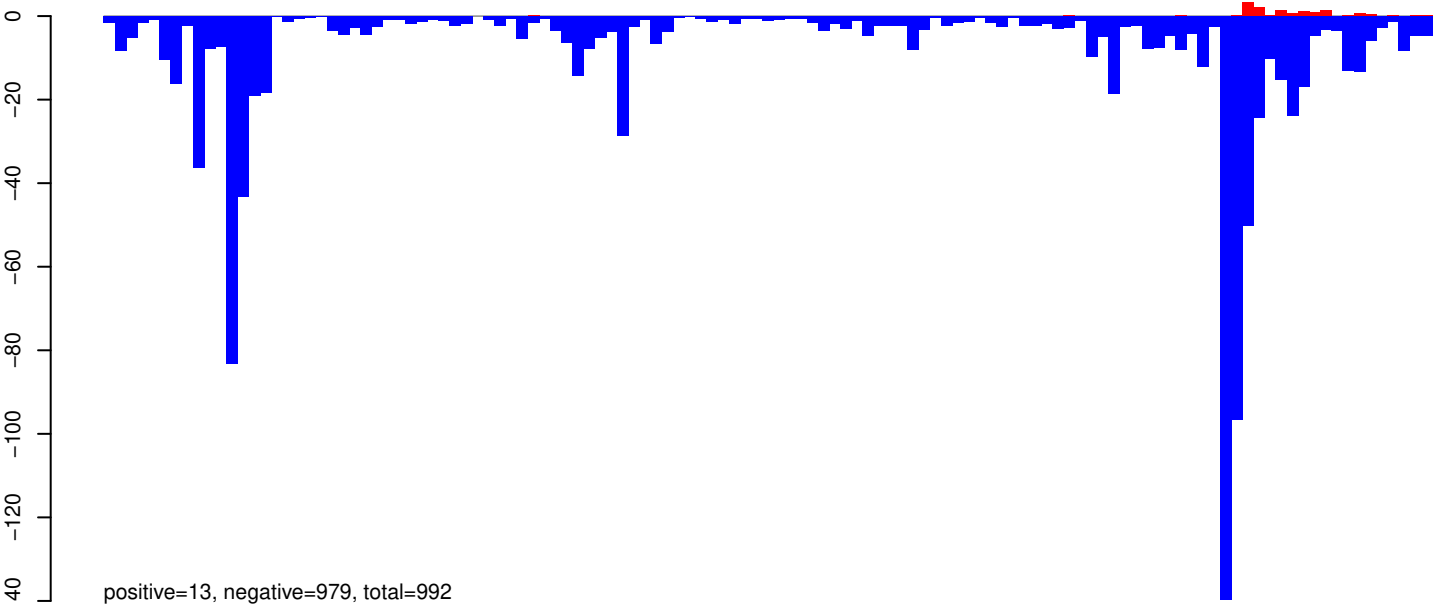
**AeAeg\_Aag2\_Ago2\_SINV\_RA.rep**



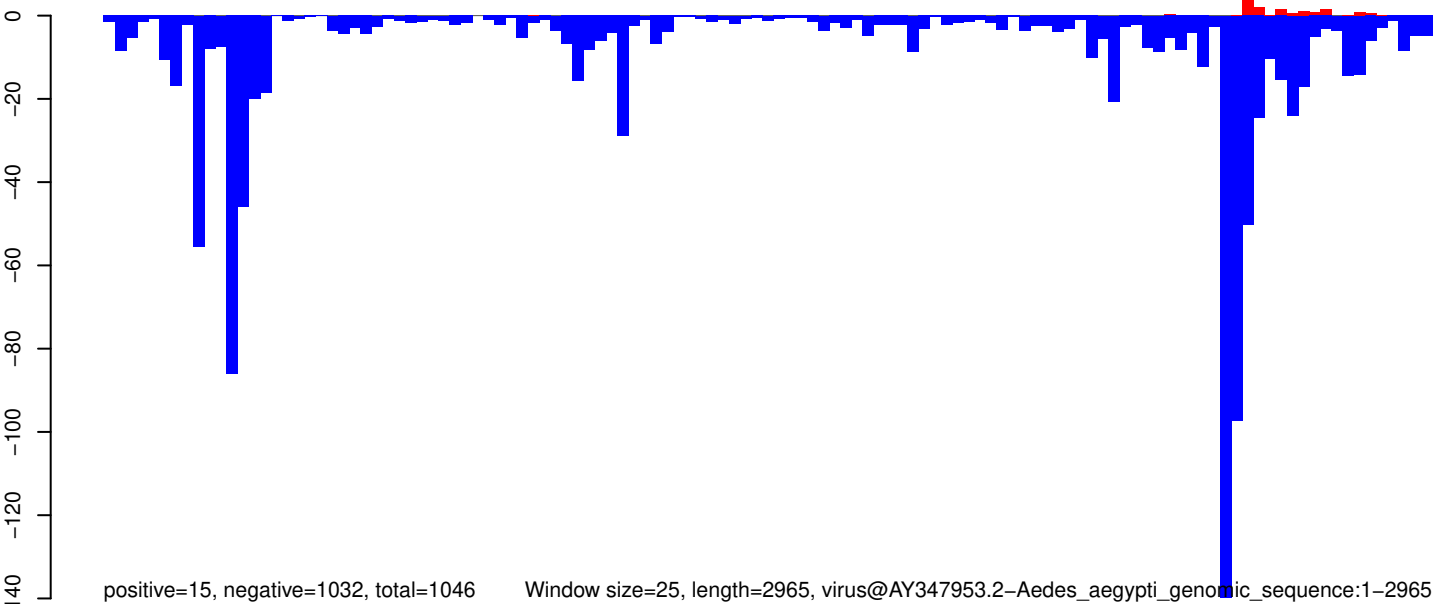
AeAeg\_Aag2\_Ago2\_SINV\_RA.18\_23.rep



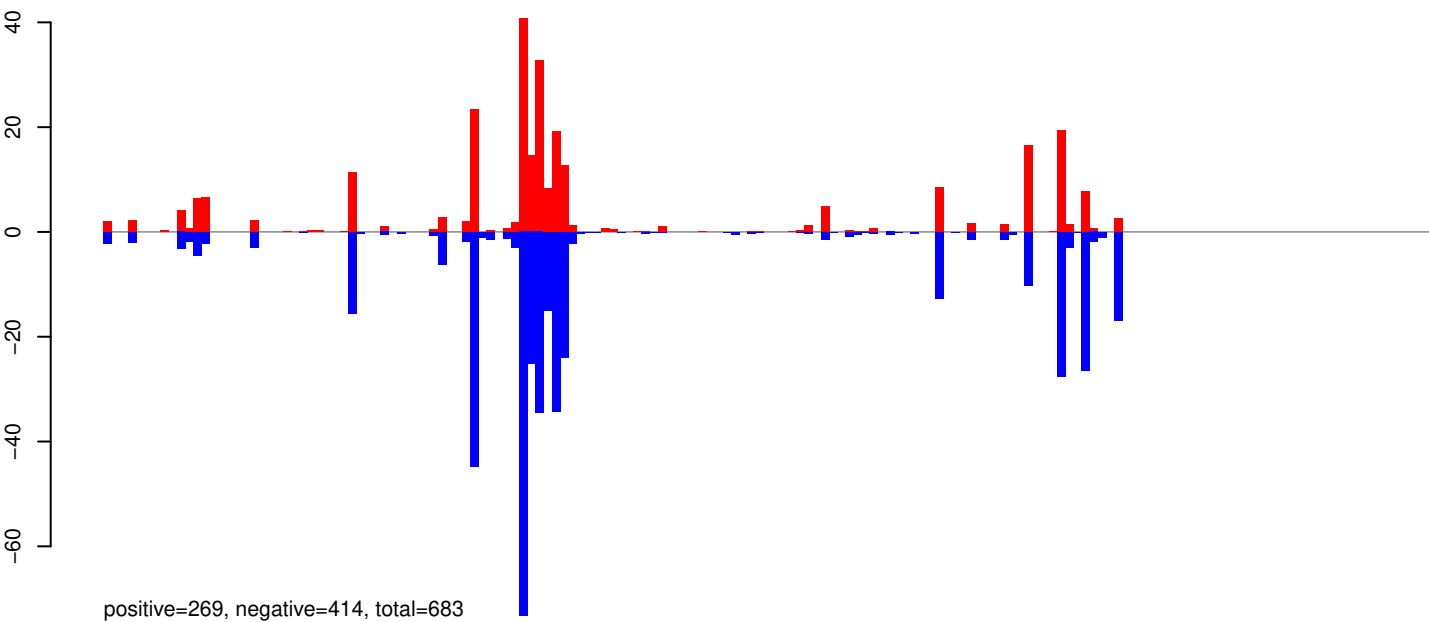
AeAeg\_Aag2\_Ago2\_SINV\_RA.24\_35.rep




AeAeg\_Aag2\_Ago2\_SINV\_RA.rep



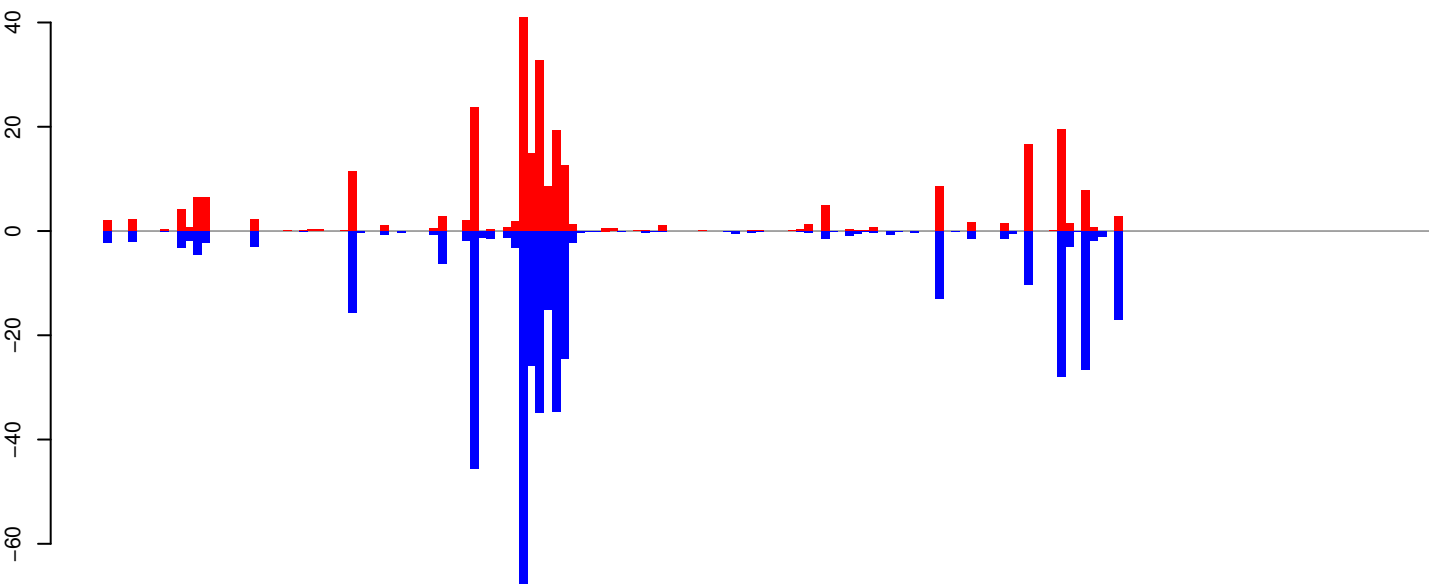
**AeAeg\_Aag2\_Ago2\_SINV\_RA.18\_23.rep**



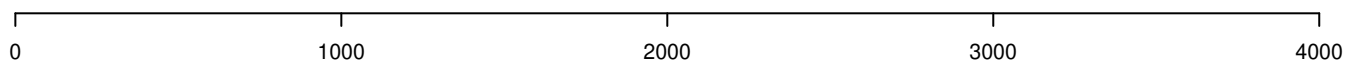
**AeAeg\_Aag2\_Ago2\_SINV\_RA.24\_35.rep**



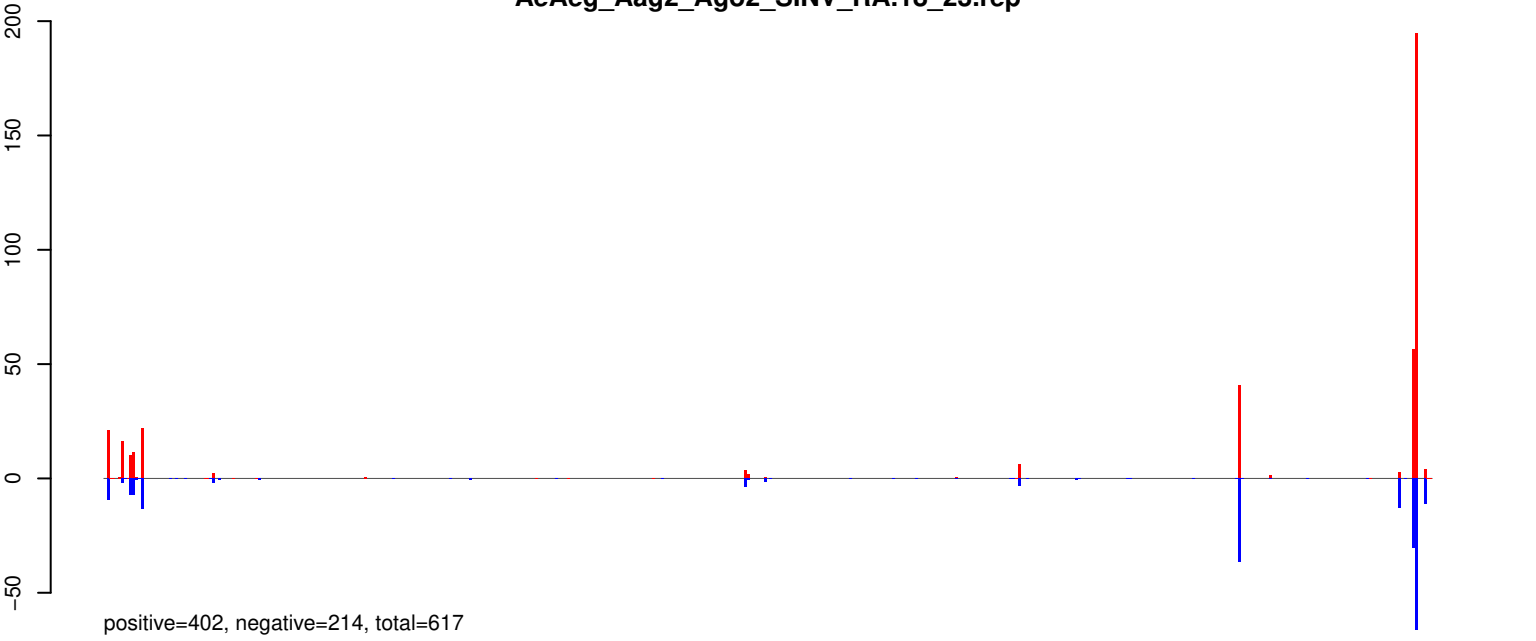
**AeAeg\_Aag2\_Ago2\_SINV\_RA.rep**



Window size=25, length=4073, virus@KX603698.1-Aedes albopictus densovirus\_5\_strain\_GZ05:1-4073



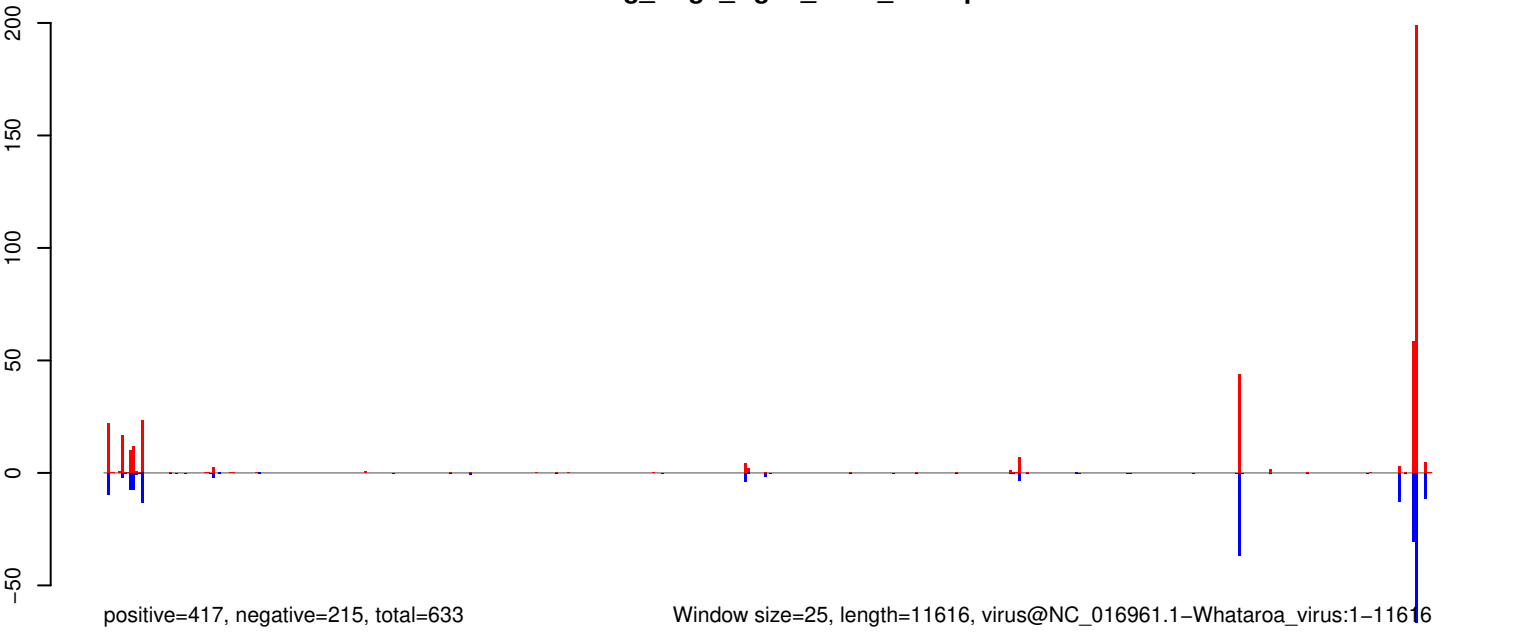
**AeAeg\_Aag2\_Ago2\_SINV\_RA.18\_23.rep**



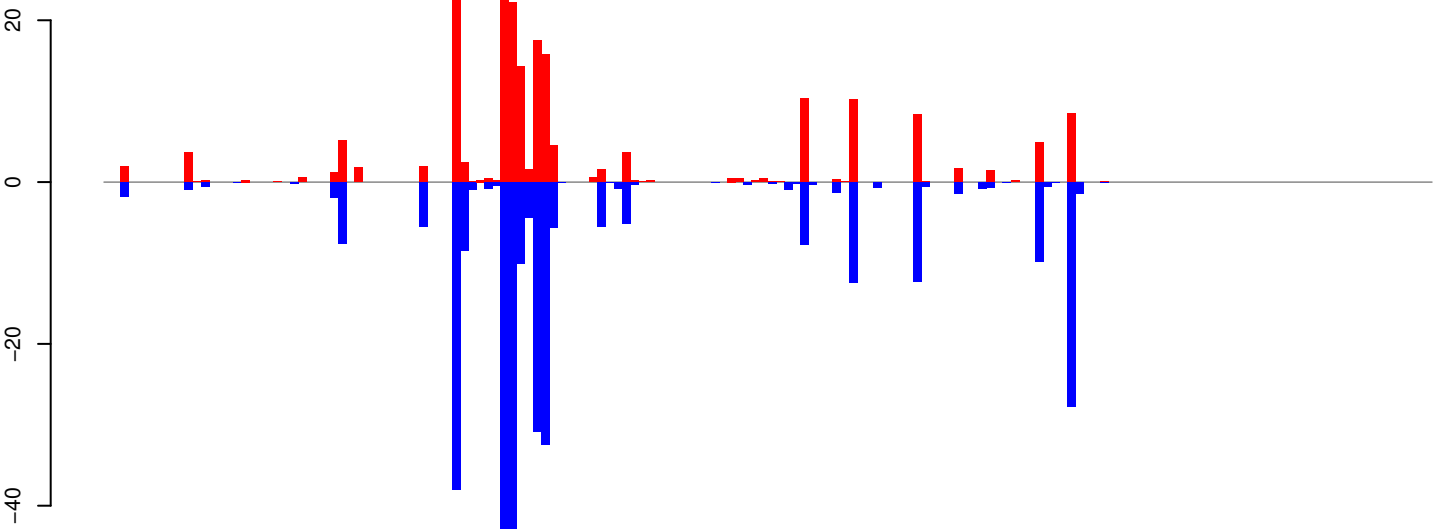
**AeAeg\_Aag2\_Ago2\_SINV\_RA.24\_35.rep**



**AeAeg\_Aag2\_Ago2\_SINV\_RA.rep**




**AeAeg\_Aag2\_Ago2\_SINV\_RA.18\_23.rep**



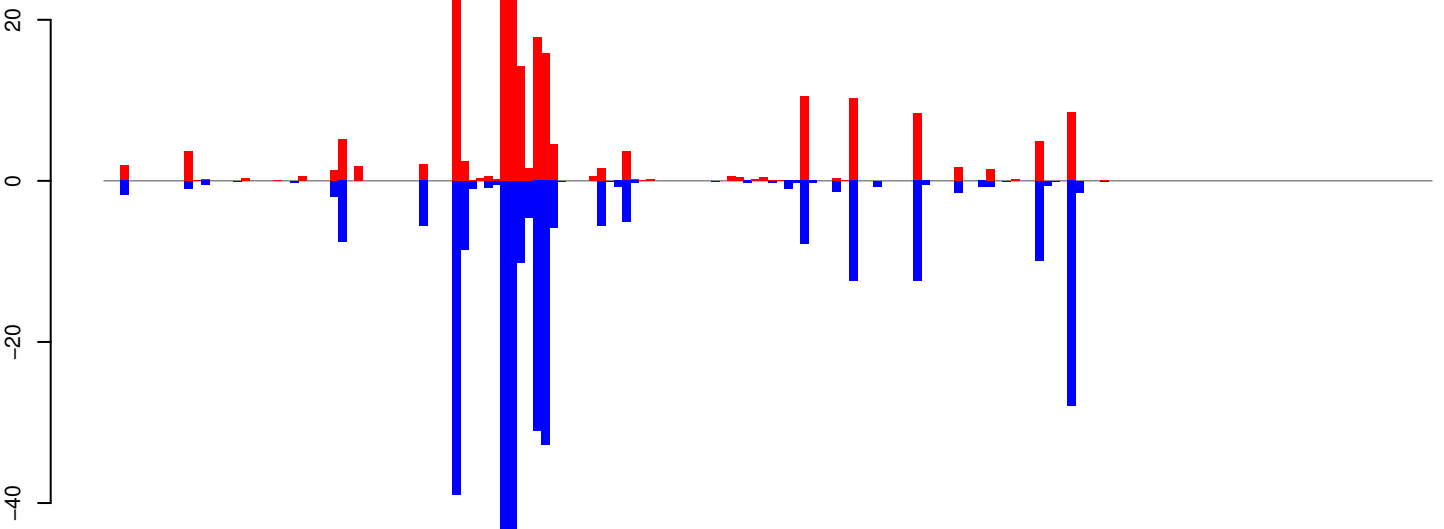
positive=200, negative=335, total=535

**AeAeg\_Aag2\_Ago2\_SINV\_RA.24\_35.rep**



positive=2, negative=3, total=5

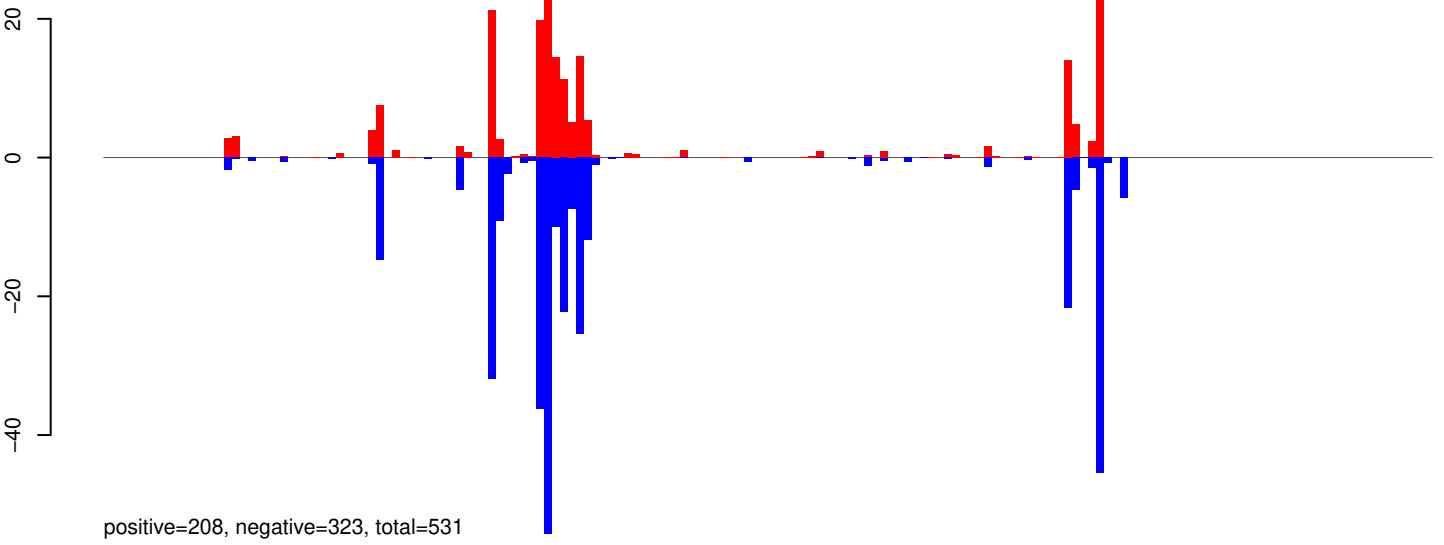
**AeAeg\_Aag2\_Ago2\_SINV\_RA.rep**




row size=25, col=1094, total=381095532-Aedes\_albopictus\_C6\_36\_cell\_densovirus\_non-structural\_protein\_1\_NS-1\_non-structural:1-4094

0 1000 2000 3000 4000

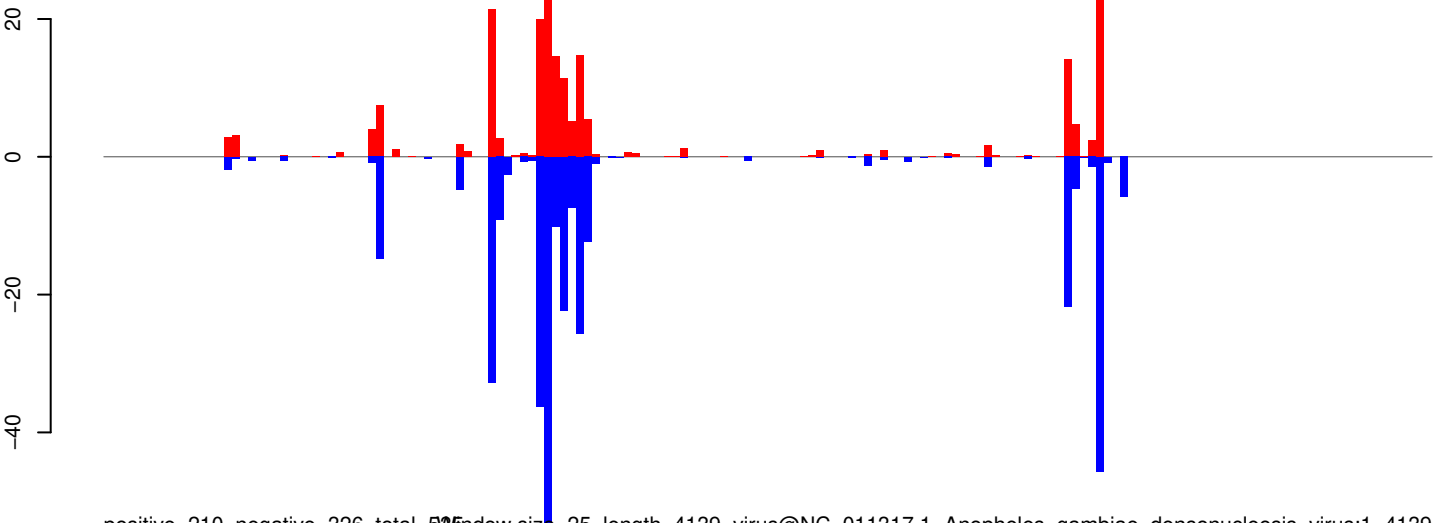
**AeAeg\_Aag2\_Ago2\_SINV\_RA.18\_23.rep**



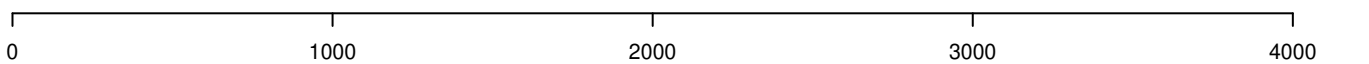
**AeAeg\_Aag2\_Ago2\_SINV\_RA.24\_35.rep**



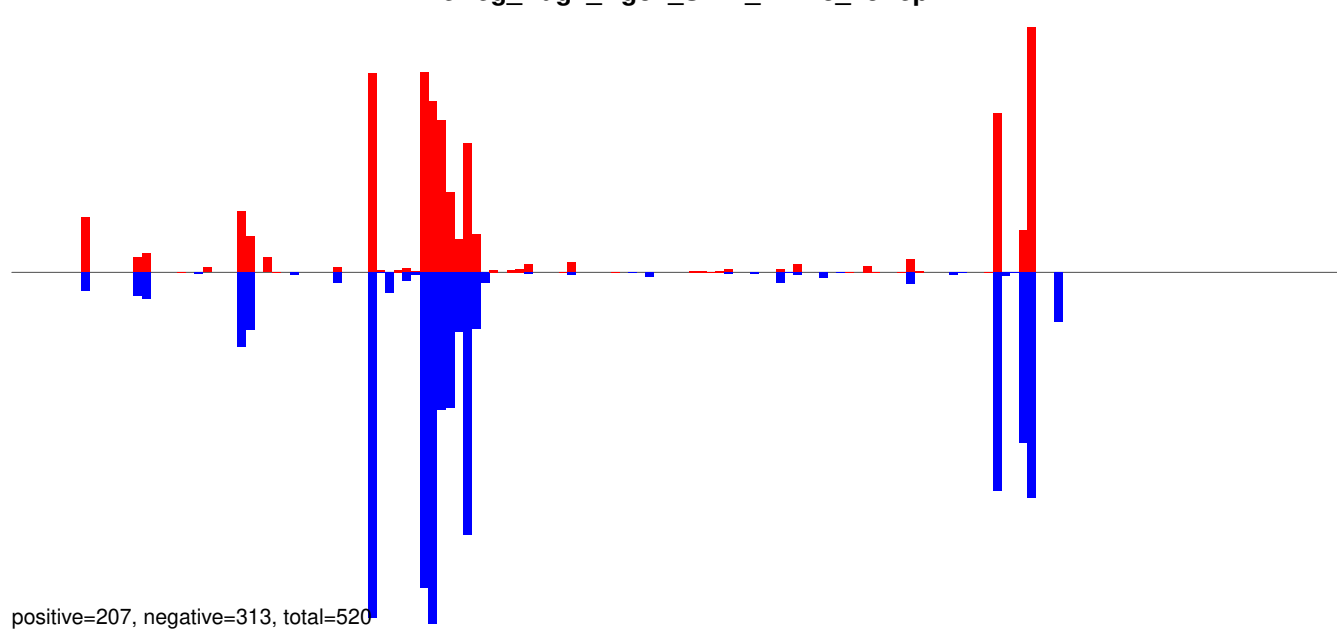
**AeAeg\_Aag2\_Ago2\_SINV\_RA.rep**




Window size=25, length=4139, virus@NC\_011317.1-Anopheles\_gambiae\_densovirus:1-4139



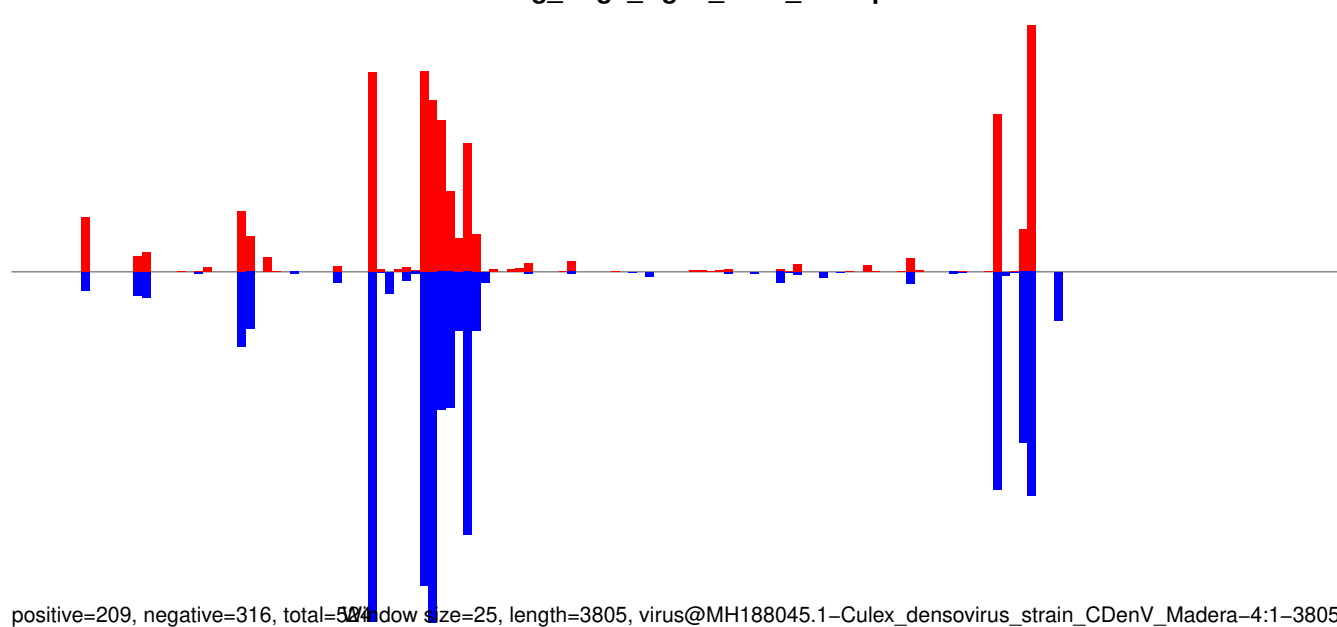
**AeAeg\_Aag2\_Ago2\_SINV\_RA.18\_23.rep**



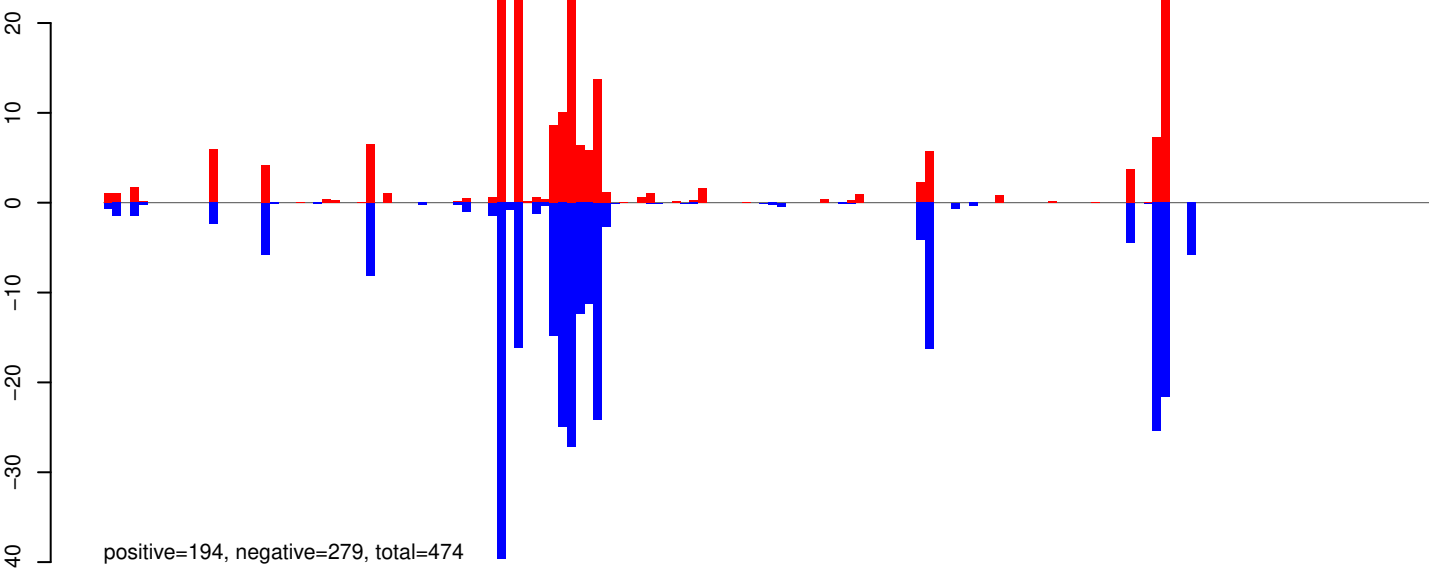
**AeAeg\_Aag2\_Ago2\_SINV\_RA.24\_35.rep**




**AeAeg\_Aag2\_Ago2\_SINV\_RA.rep**



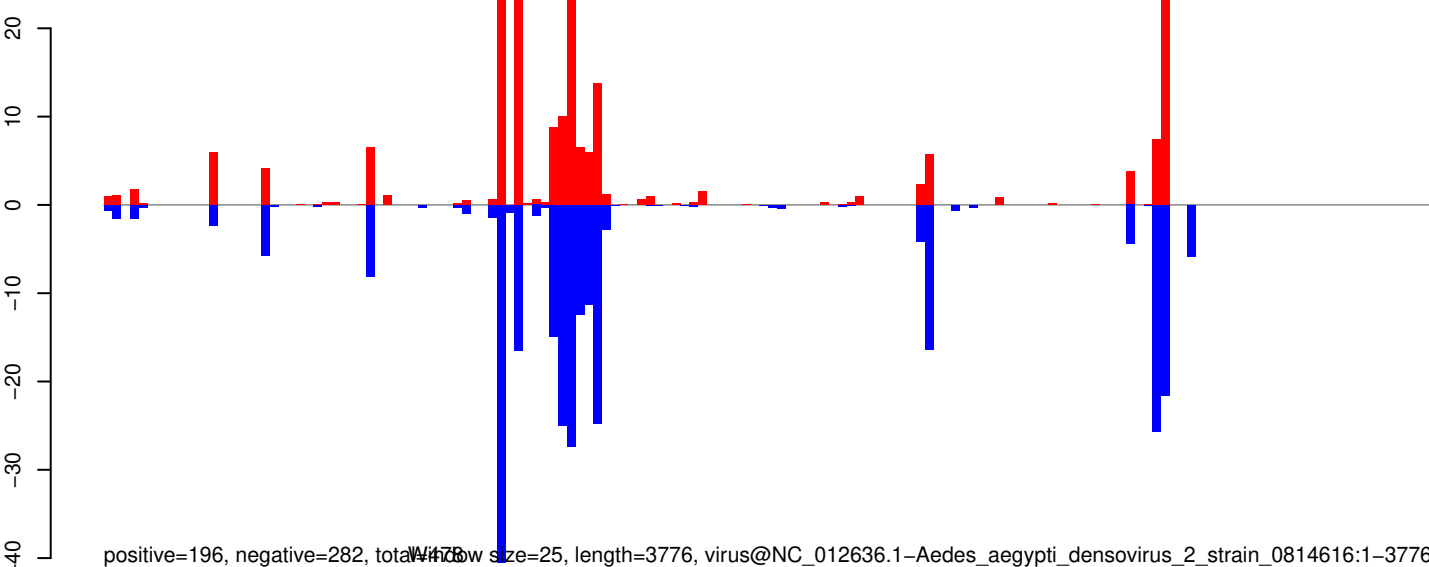
AeAeg\_Aag2\_Ago2\_SINV\_RA.18\_23.rep



AeAeg\_Aag2\_Ago2\_SINV\_RA.24\_35.rep

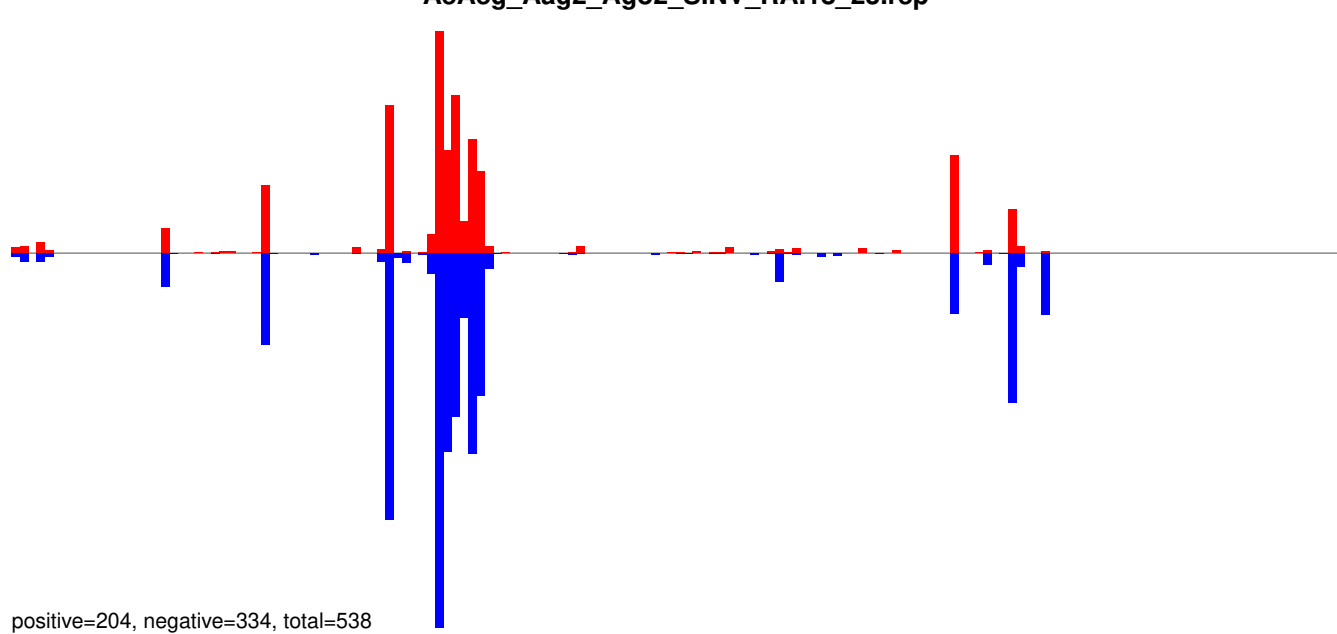


AeAeg\_Aag2\_Ago2\_SINV\_RA.rep






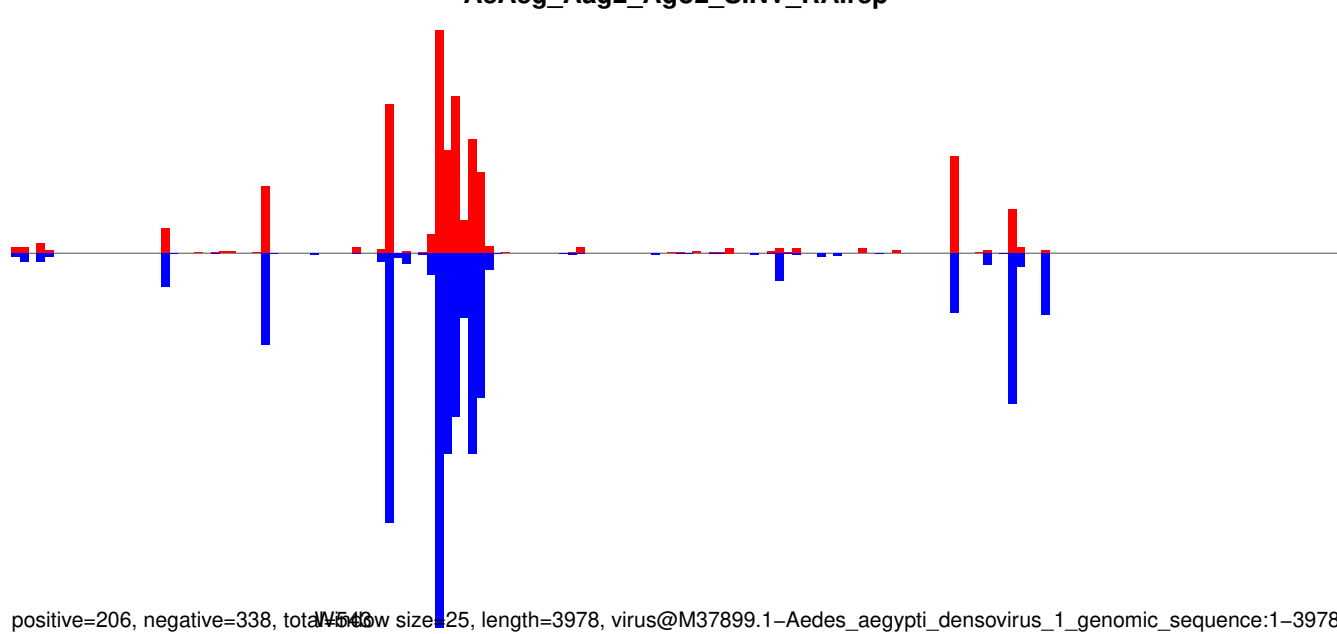
**AeAeg\_Aag2\_Ago2\_SINV\_RA.18\_23.rep**



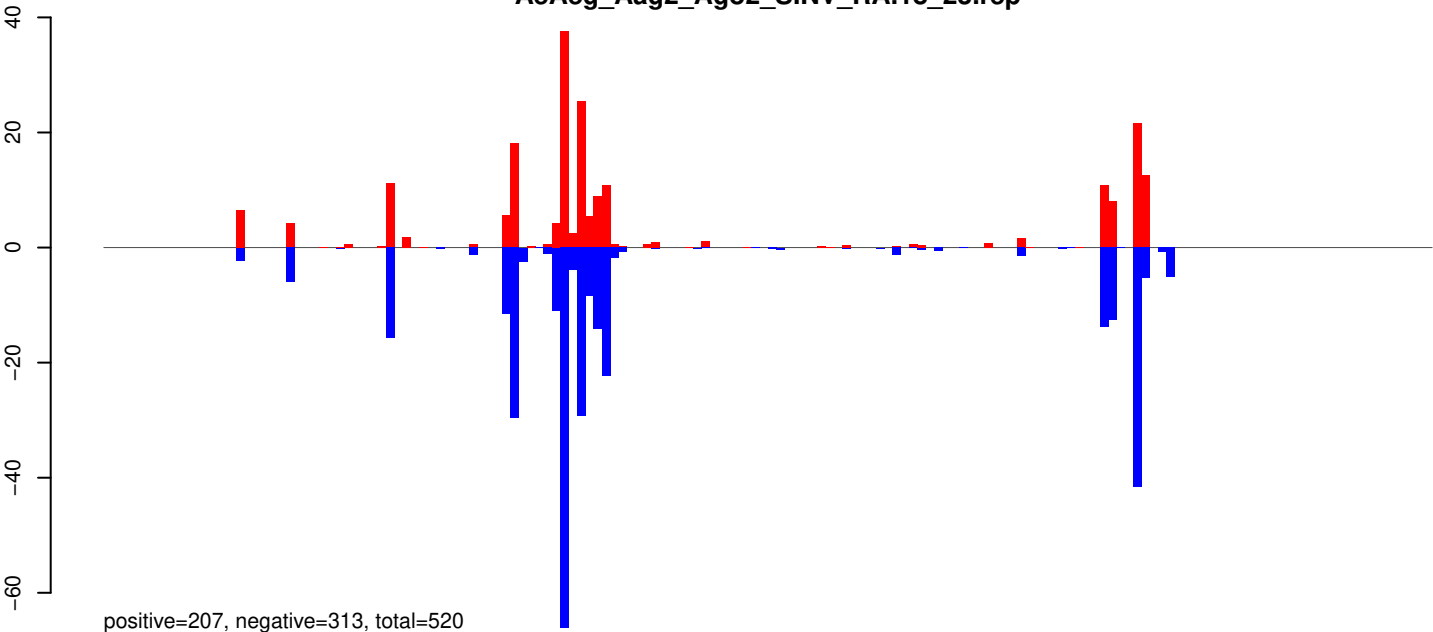
**AeAeg\_Aag2\_Ago2\_SINV\_RA.24\_35.rep**




**AeAeg\_Aag2\_Ago2\_SINV\_RA.rep**



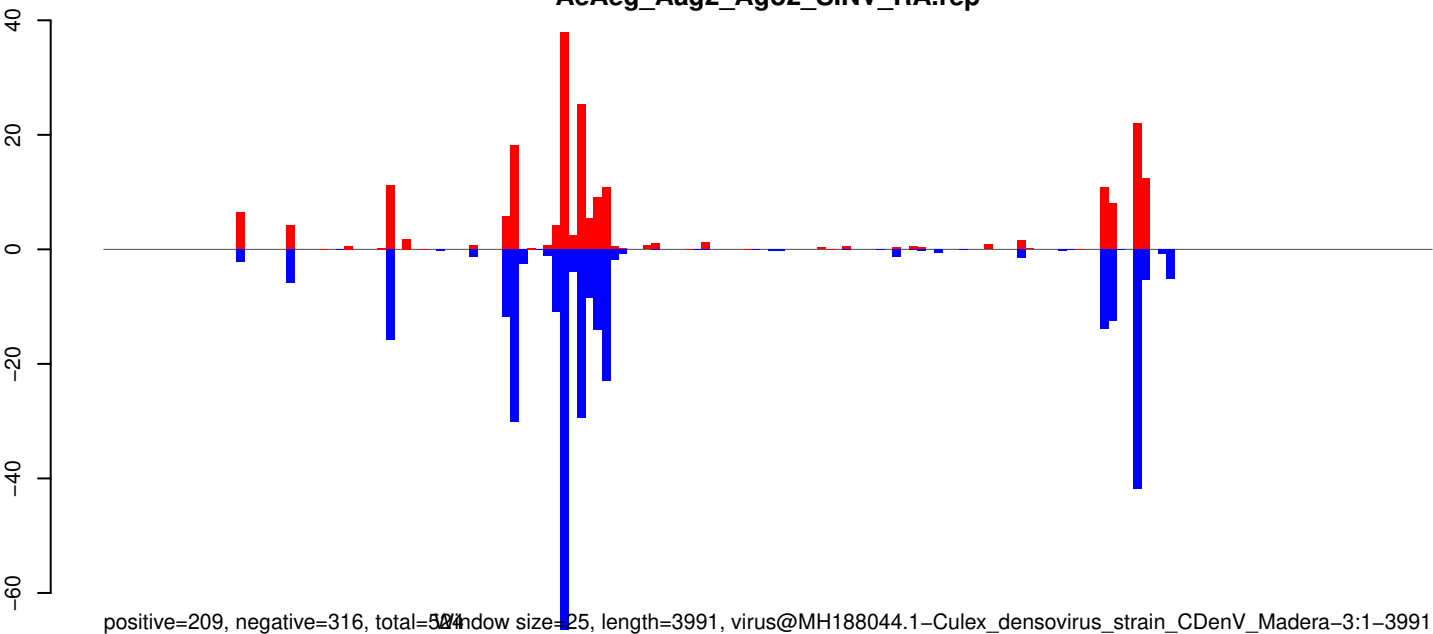
AeAeg\_Aag2\_Ago2\_SINV\_RA.18\_23.rep



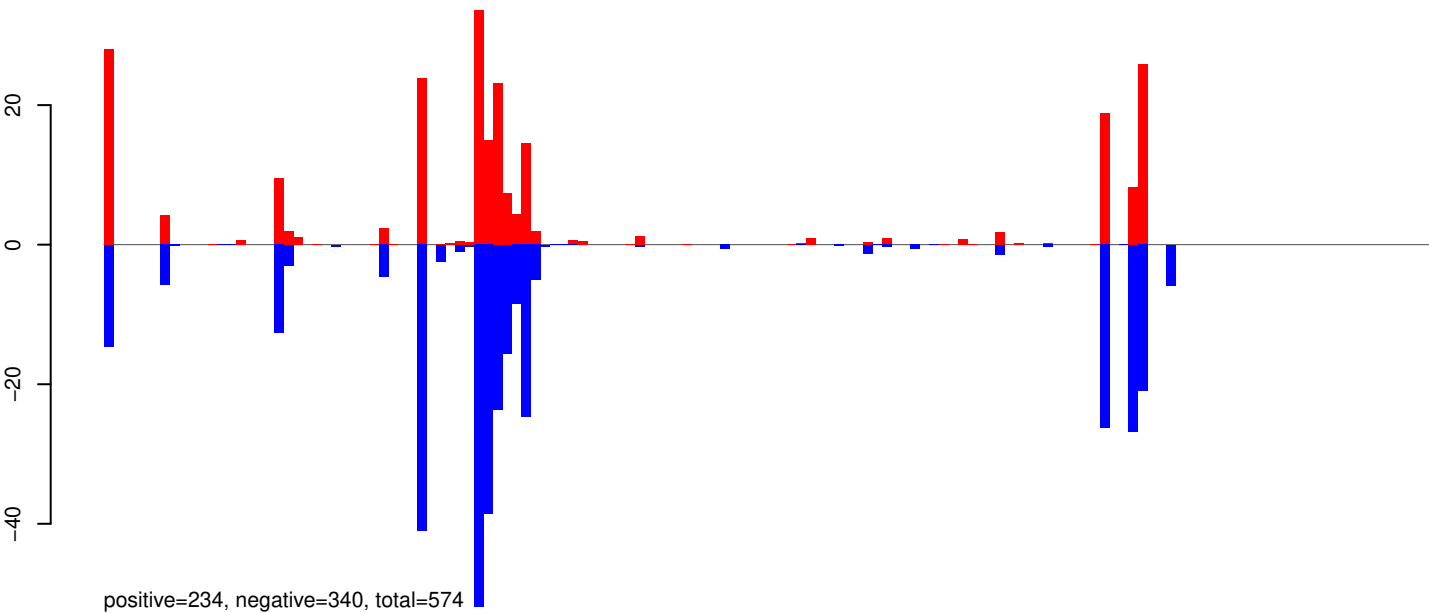
AeAeg\_Aag2\_Ago2\_SINV\_RA.24\_35.rep



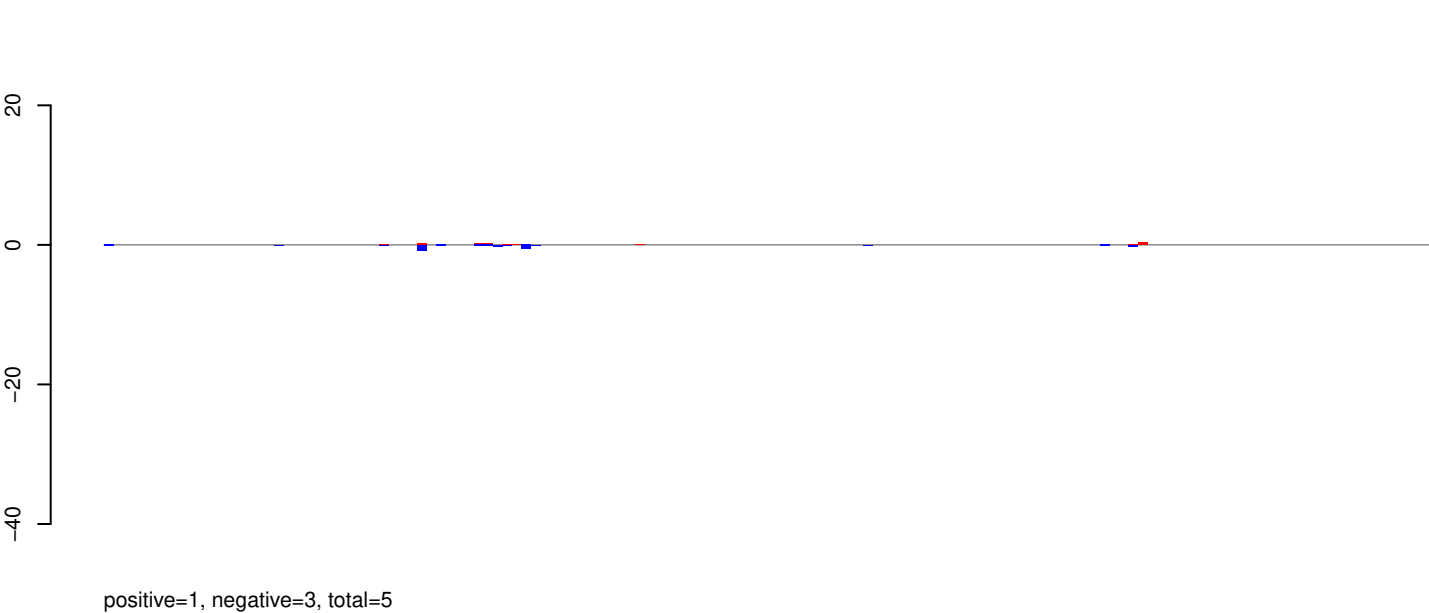
AeAeg\_Aag2\_Ago2\_SINV\_RA.rep



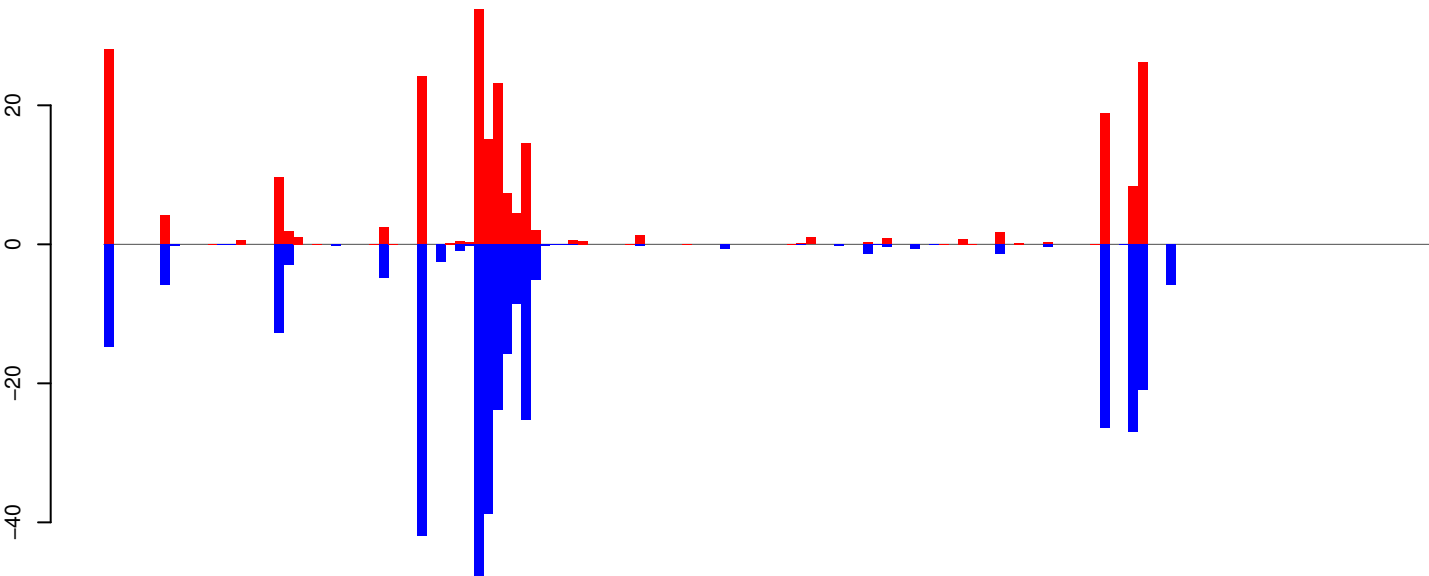
AeAeg\_Aag2\_Ago2\_SINV\_RA.18\_23.rep



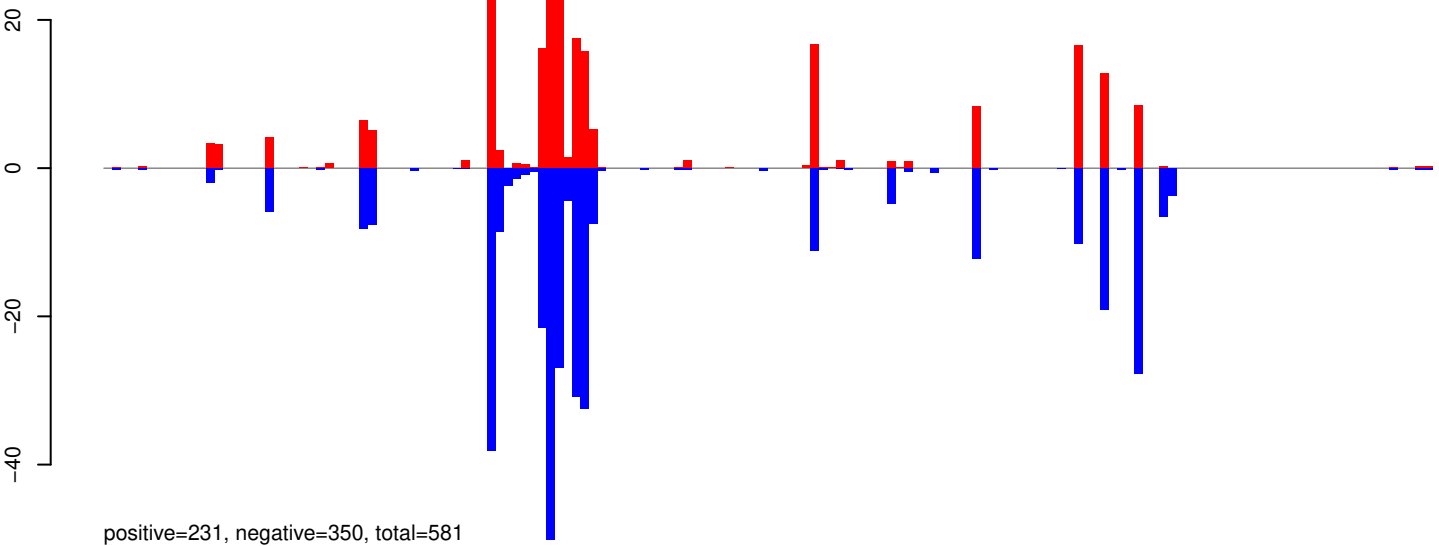
AeAeg\_Aag2\_Ago2\_SINV\_RA.24\_35.rep




AeAeg\_Aag2\_Ago2\_SINV\_RA.rep



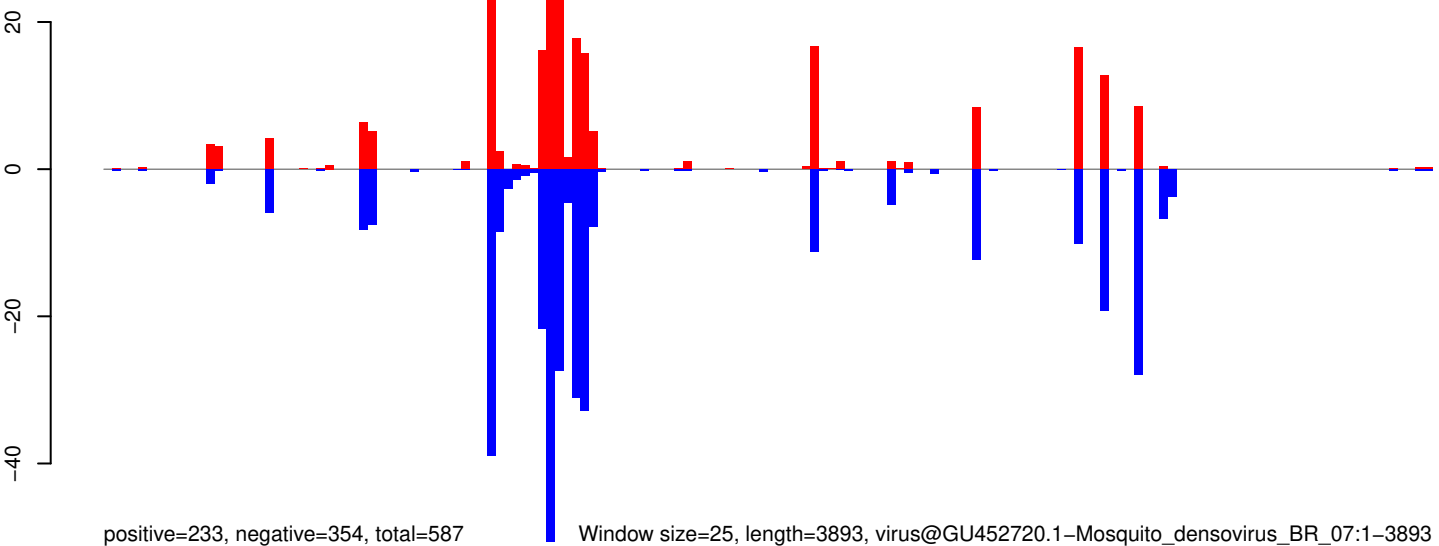
AeAeg\_Aag2\_Ago2\_SINV\_RA.18\_23.rep



AeAeg\_Aag2\_Ago2\_SINV\_RA.24\_35.rep

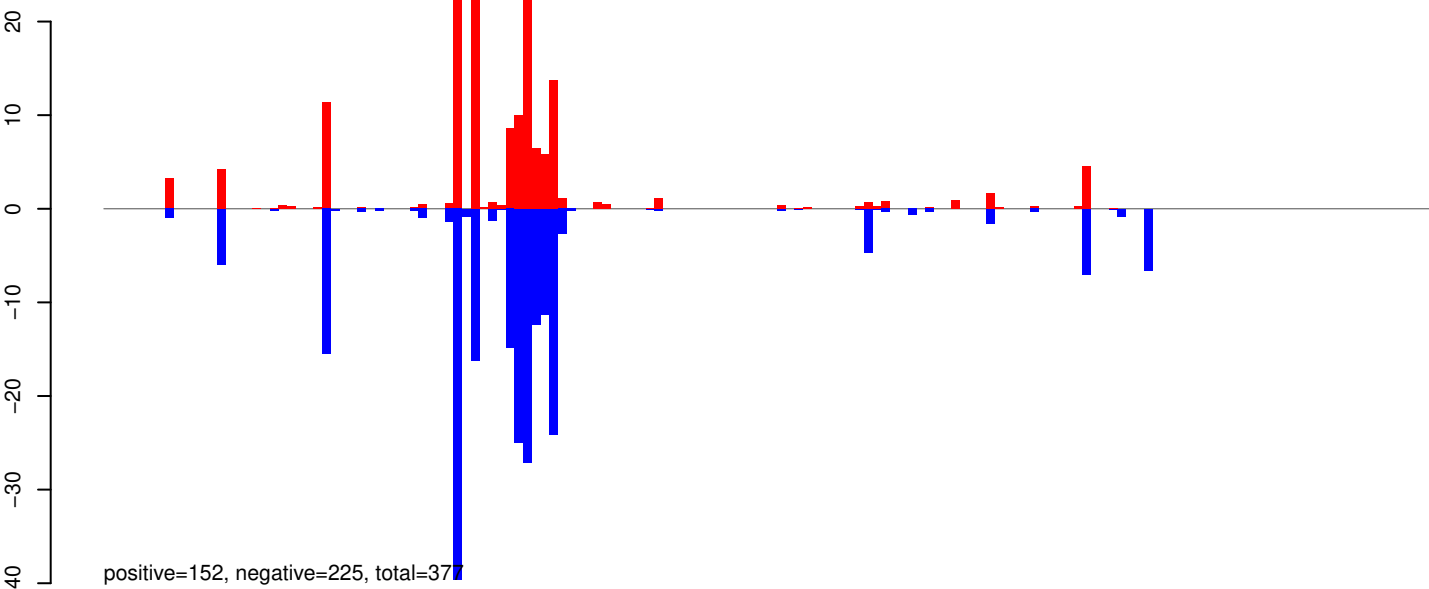


AeAeg\_Aag2\_Ago2\_SINV\_RA.rep




Window size=25, length=3893, virus@GU452720.1-Mosquito\_densovirus\_BR\_07:1-3893

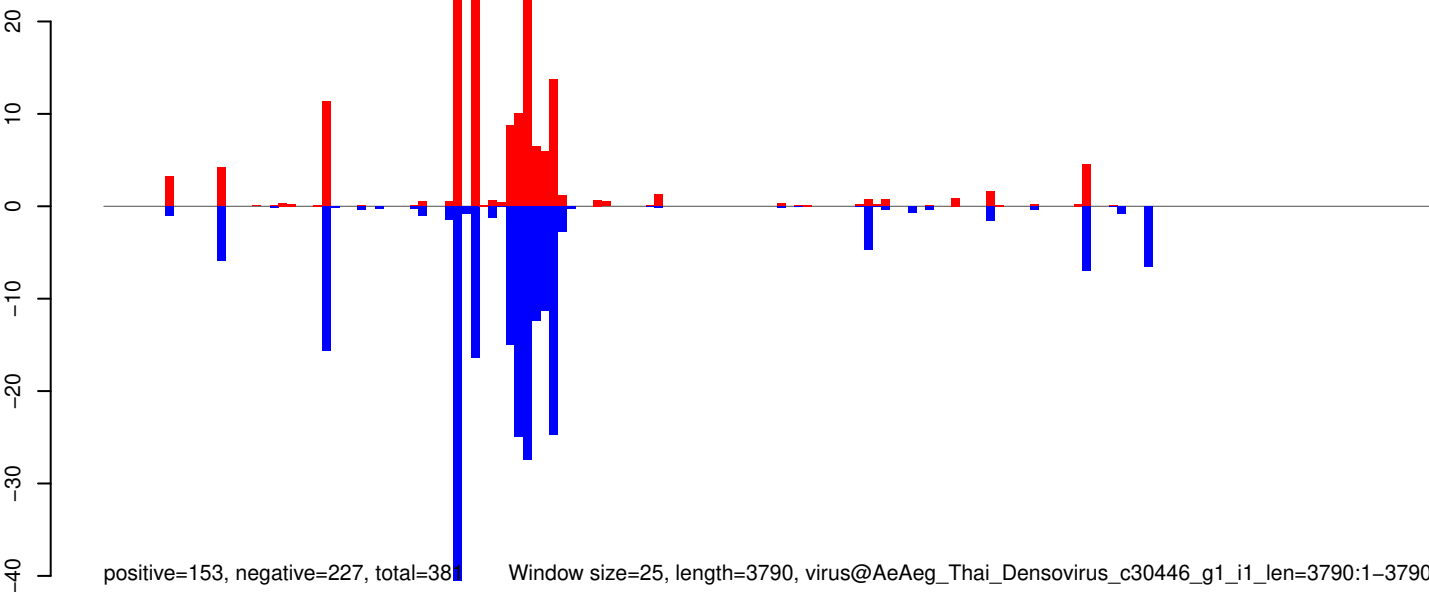
**AeAeg\_Aag2\_Ago2\_SINV\_RA.18\_23.rep**



**AeAeg\_Aag2\_Ago2\_SINV\_RA.24\_35.rep**

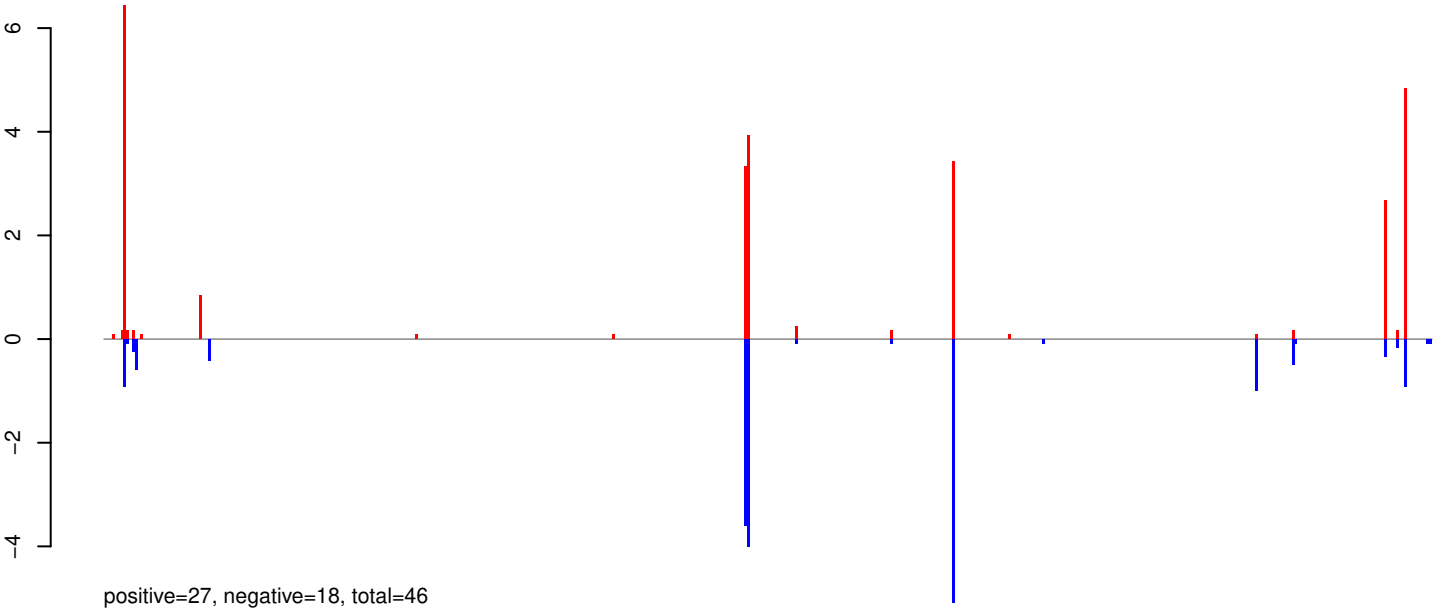


**AeAeg\_Aag2\_Ago2\_SINV\_RA.rep**

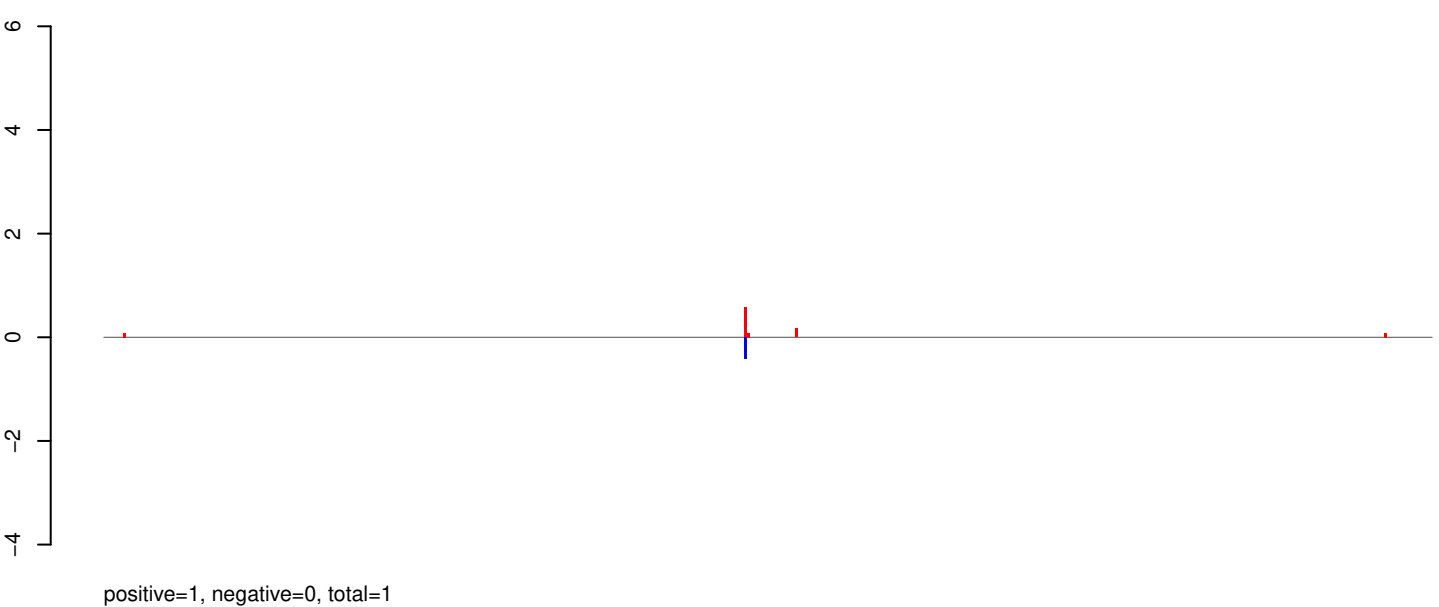


0 1000 2000 3000

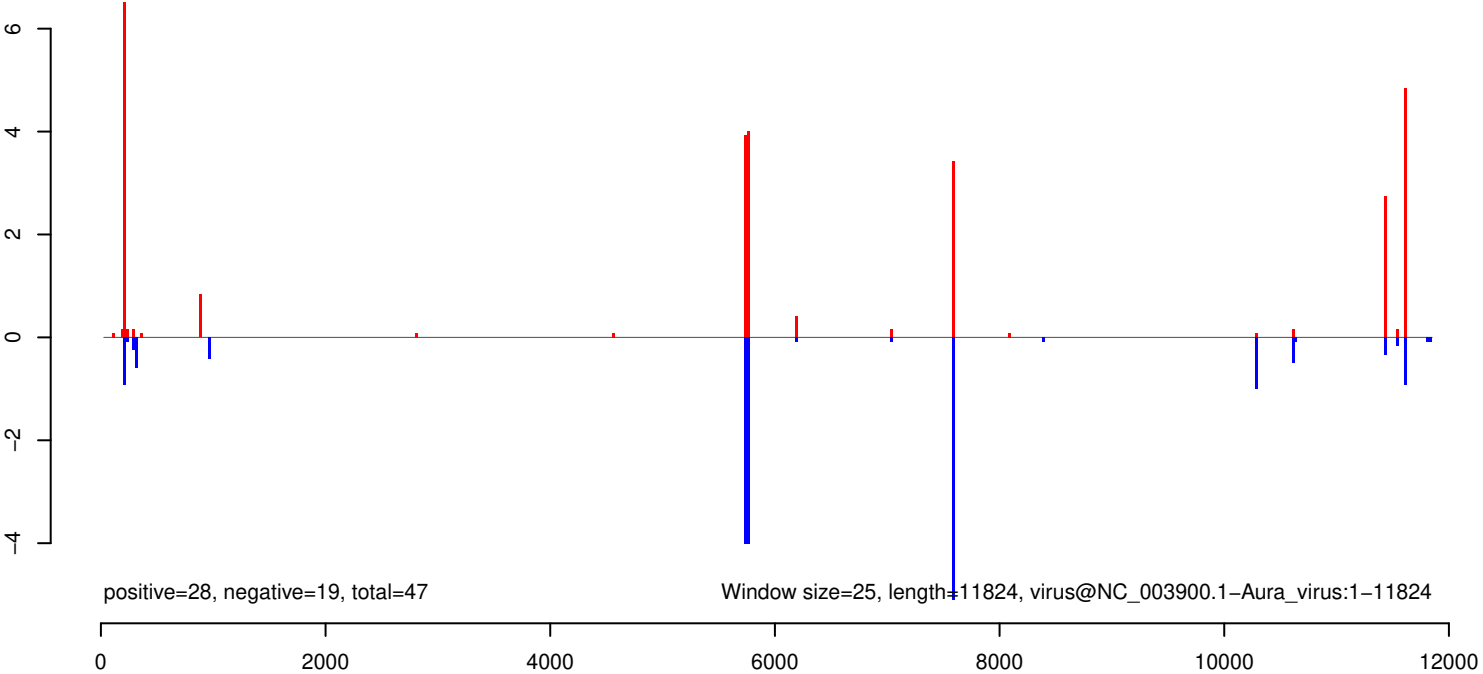
**AeAeg\_Aag2\_Ago2\_SINV\_RA.18\_23.rep**



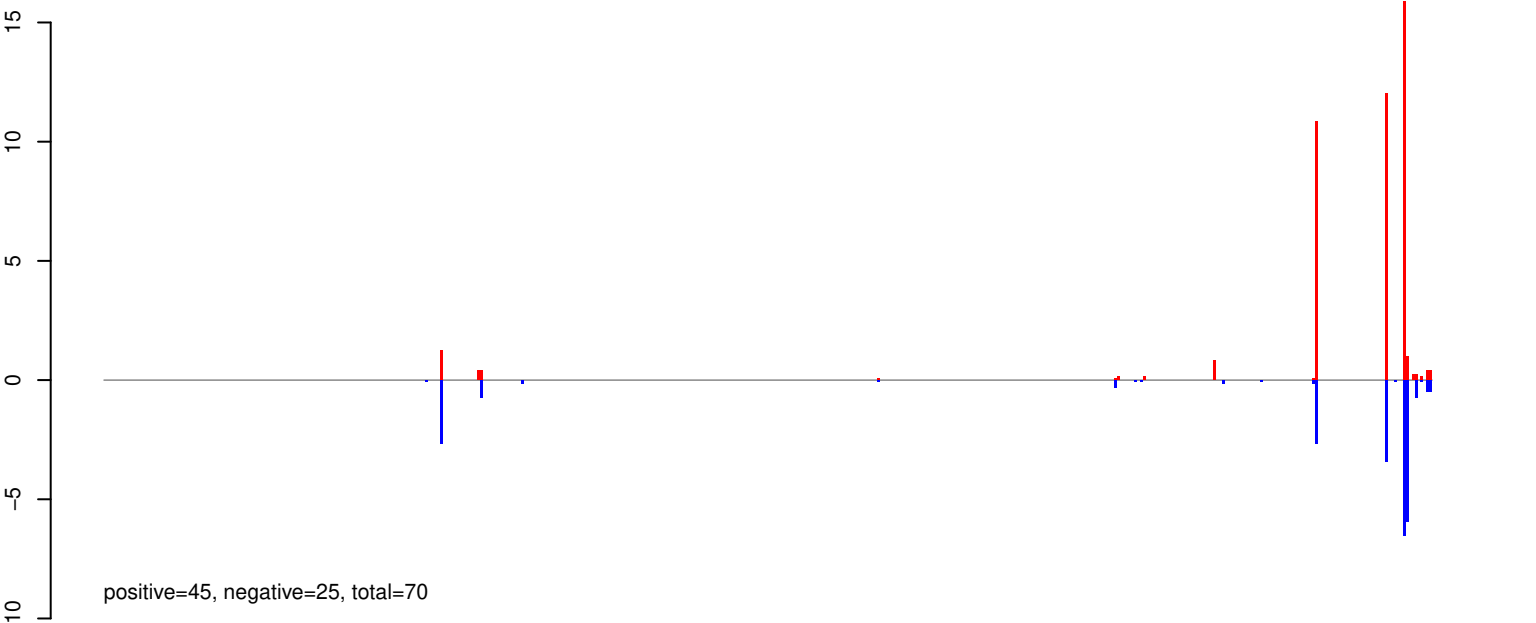
**AeAeg\_Aag2\_Ago2\_SINV\_RA.24\_35.rep**




**AeAeg\_Aag2\_Ago2\_SINV\_RA.rep**



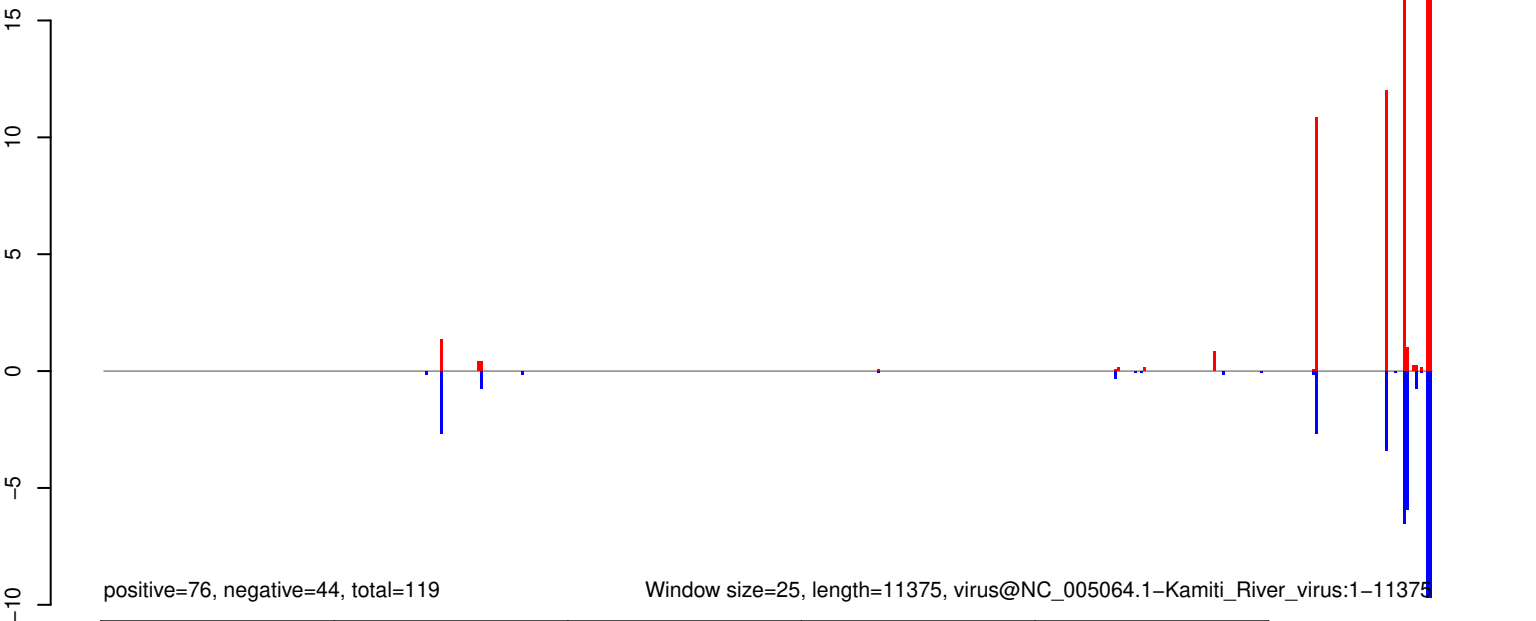
**AeAeg\_Aag2\_Ago2\_SINV\_RA.18\_23.rep**



**AeAeg\_Aag2\_Ago2\_SINV\_RA.24\_35.rep**




**AeAeg\_Aag2\_Ago2\_SINV\_RA.rep**




Window size=25, length=11375, virus@NC\_005064.1-Kamiti\_River\_virus:1-11375

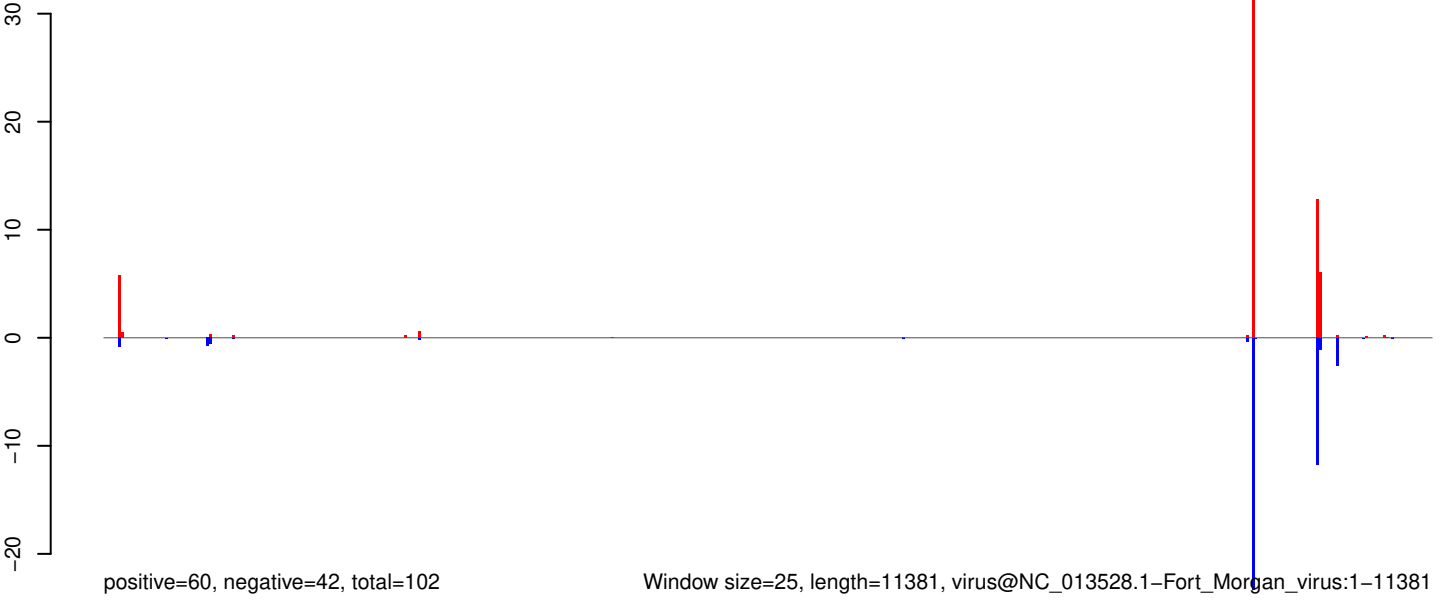
**AeAeg\_Aag2\_Ago2\_SINV\_RA.18\_23.rep**



**AeAeg\_Aag2\_Ago2\_SINV\_RA.24\_35.rep**

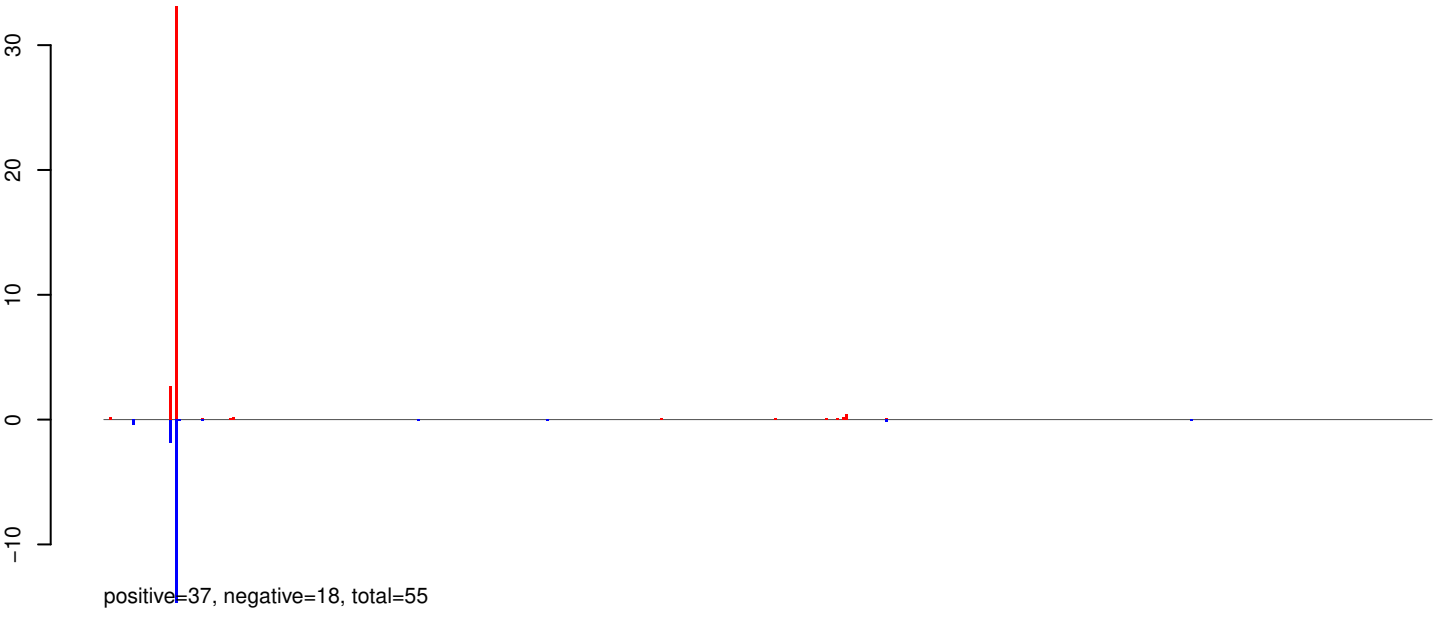


**AeAeg\_Aag2\_Ago2\_SINV\_RA.rep**






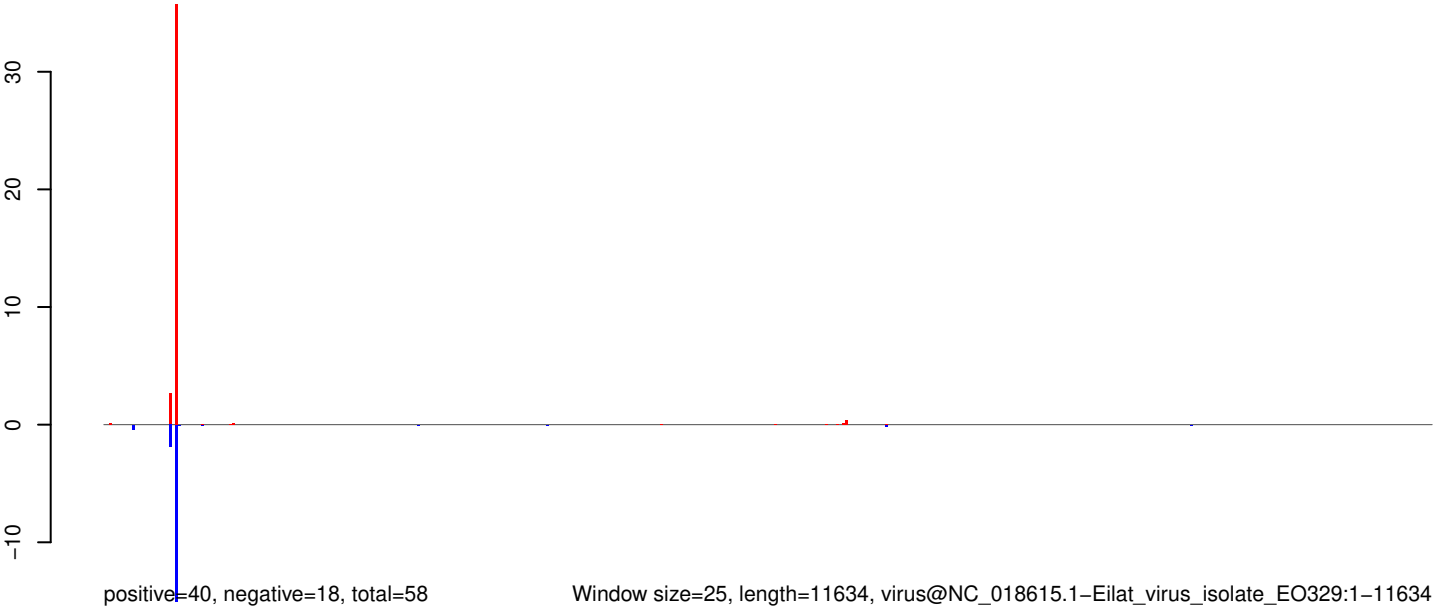
**AeAeg\_Aag2\_Ago2\_SINV\_RA.18\_23.rep**



**AeAeg\_Aag2\_Ago2\_SINV\_RA.24\_35.rep**



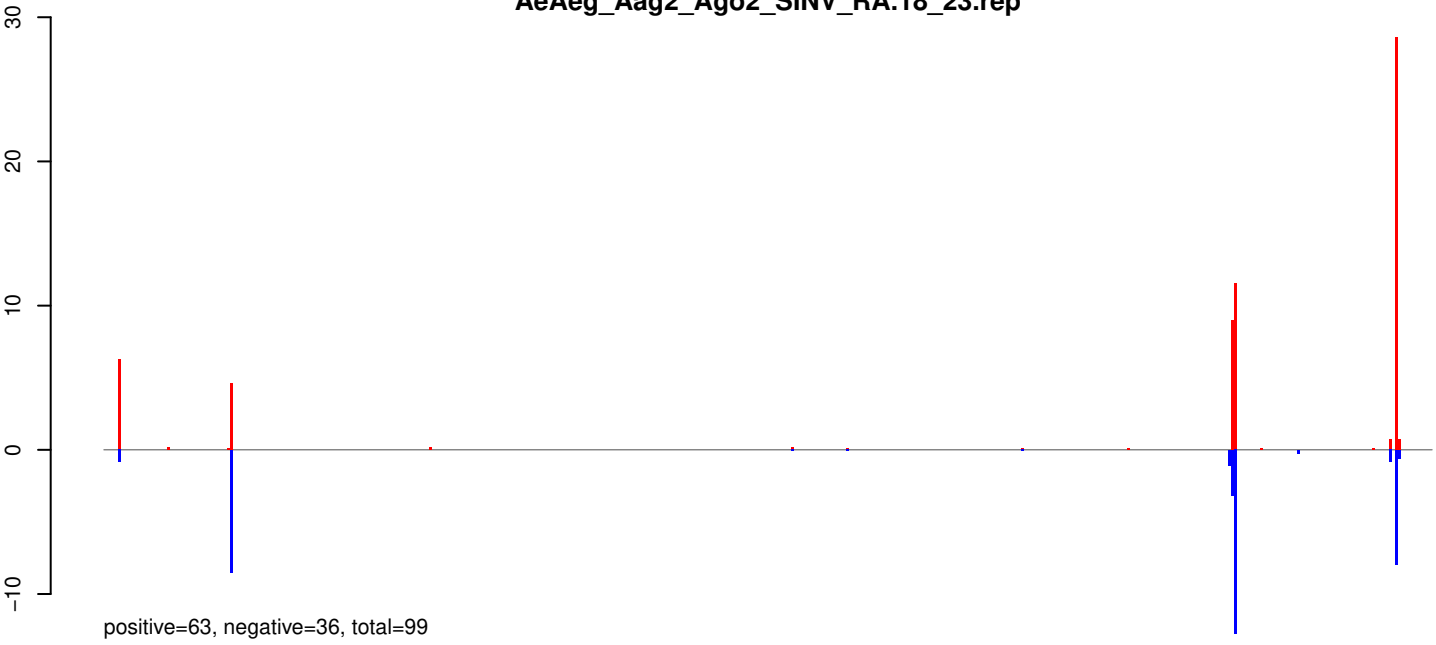
**AeAeg\_Aag2\_Ago2\_SINV\_RA.rep**




Window size=25, length=11634, virus@NC\_018615.1-Eilat\_virus\_isolate\_EO329:1-11634

0 2000 4000 6000 8000 10000 12000

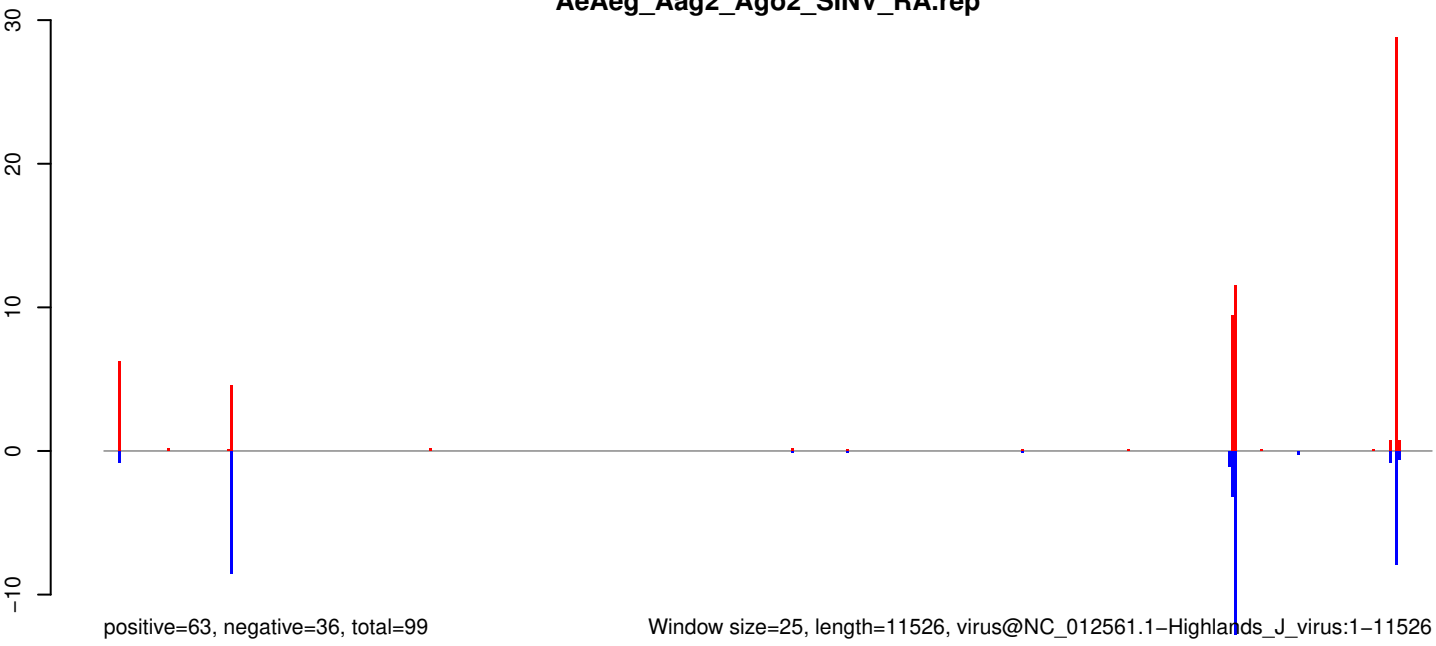
**AeAeg\_Aag2\_Ago2\_SINV\_RA.18\_23.rep**




**AeAeg\_Aag2\_Ago2\_SINV\_RA.24\_35.rep**




**AeAeg\_Aag2\_Ago2\_SINV\_RA.rep**



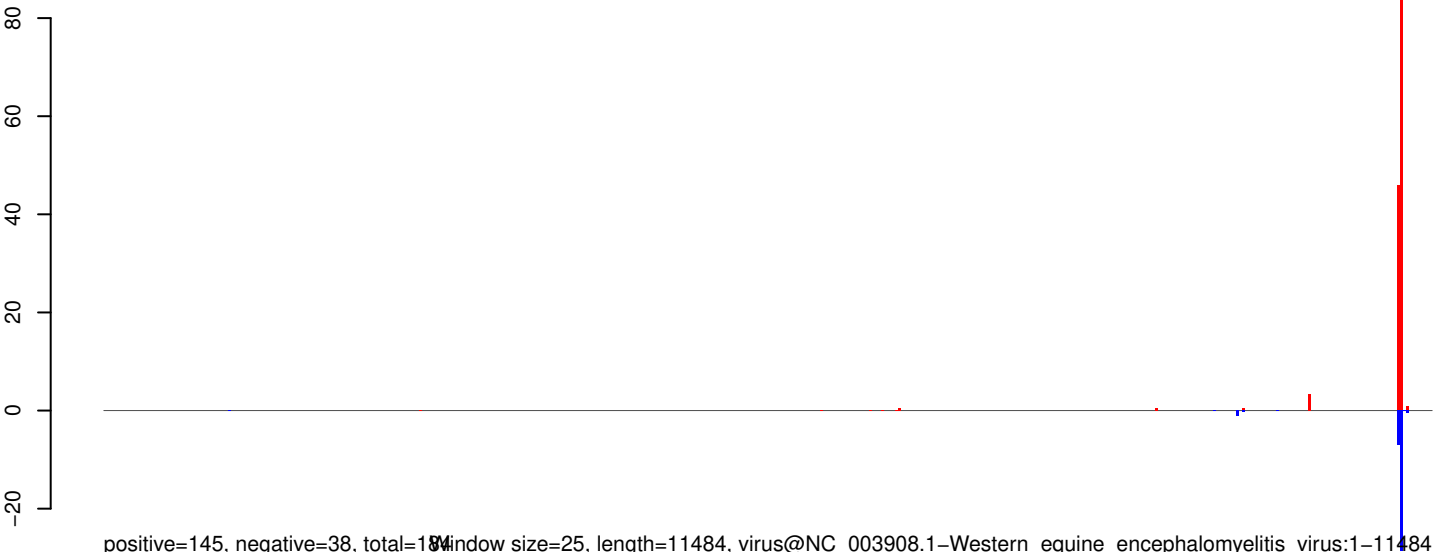
**AeAeg\_Aag2\_Ago2\_SINV\_RA.18\_23.rep**



**AeAeg\_Aag2\_Ago2\_SINV\_RA.24\_35.rep**



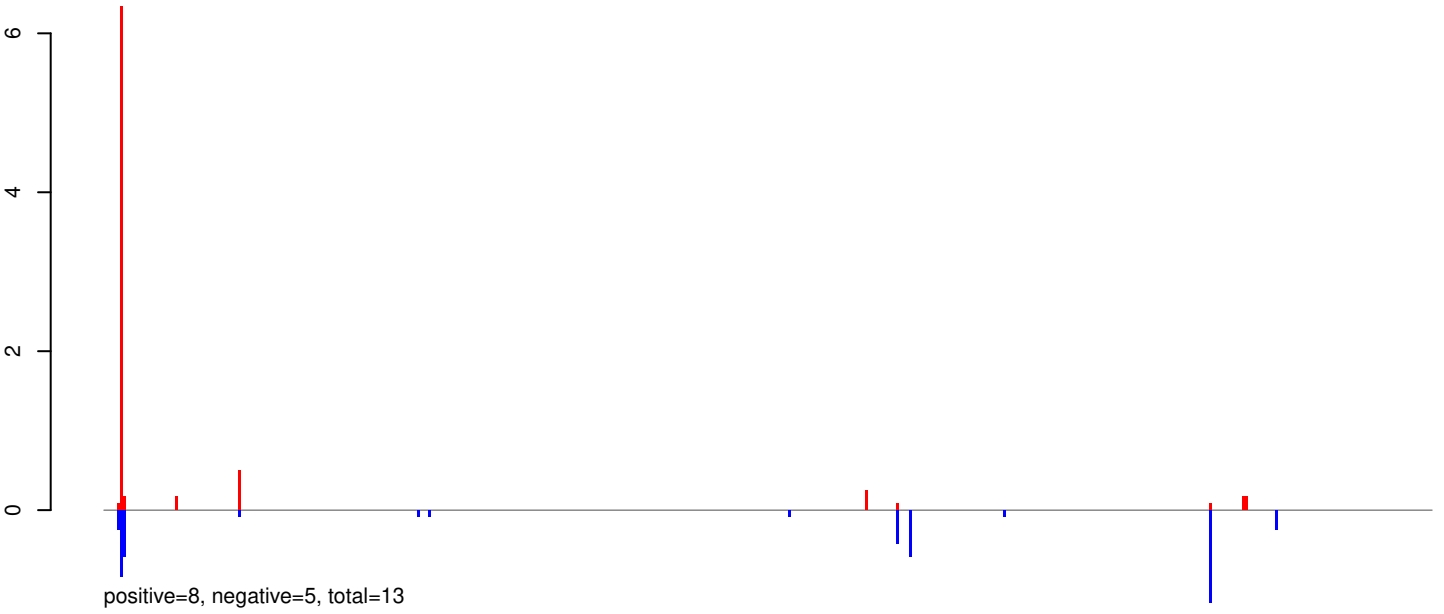
**AeAeg\_Aag2\_Ago2\_SINV\_RA.rep**




Window size=25, length=11484, virus@NC\_003908.1-Western\_equine\_encephalomyelitis\_virus:1-11484

0 2000 4000 6000 8000 10000

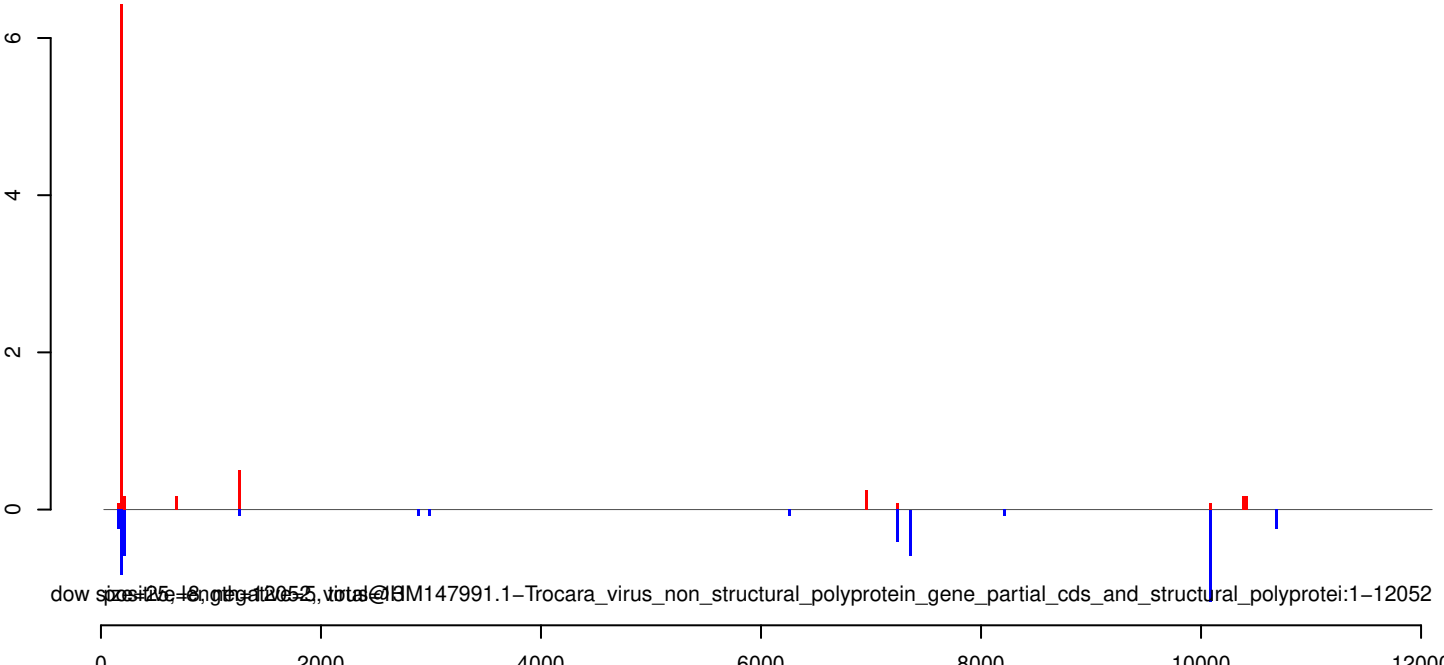
**AeAeg\_Aag2\_Ago2\_SINV\_RA.18\_23.rep**



**AeAeg\_Aag2\_Ago2\_SINV\_RA.24\_35.rep**

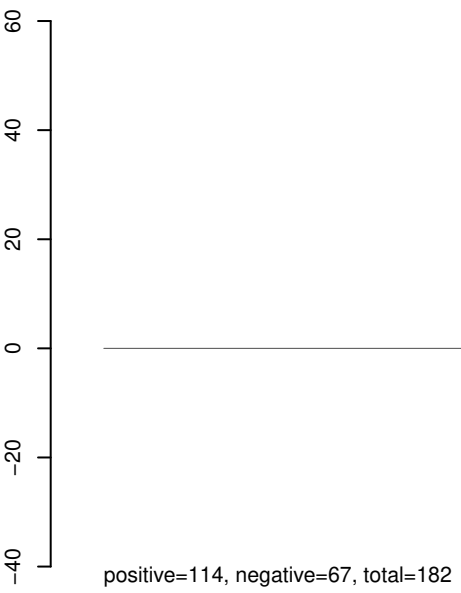


**AeAeg\_Aag2\_Ago2\_SINV\_RA.rep**

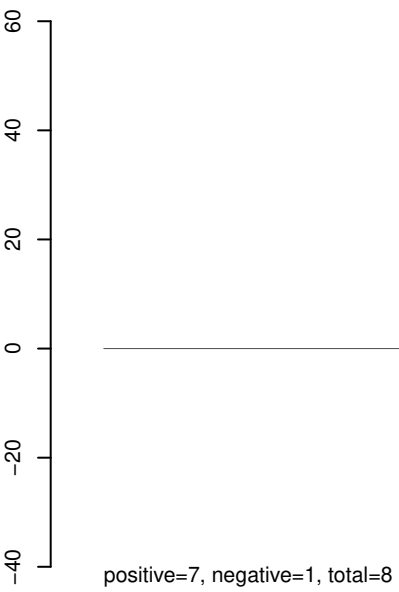


downloaded from <https://www.ncbi.nlm.nih.gov/trace/viral/147991.1> - Trocara\_virus\_non\_structural\_polyprotein\_gene\_partial\_cds\_and\_structural\_polyprotei:1-12052

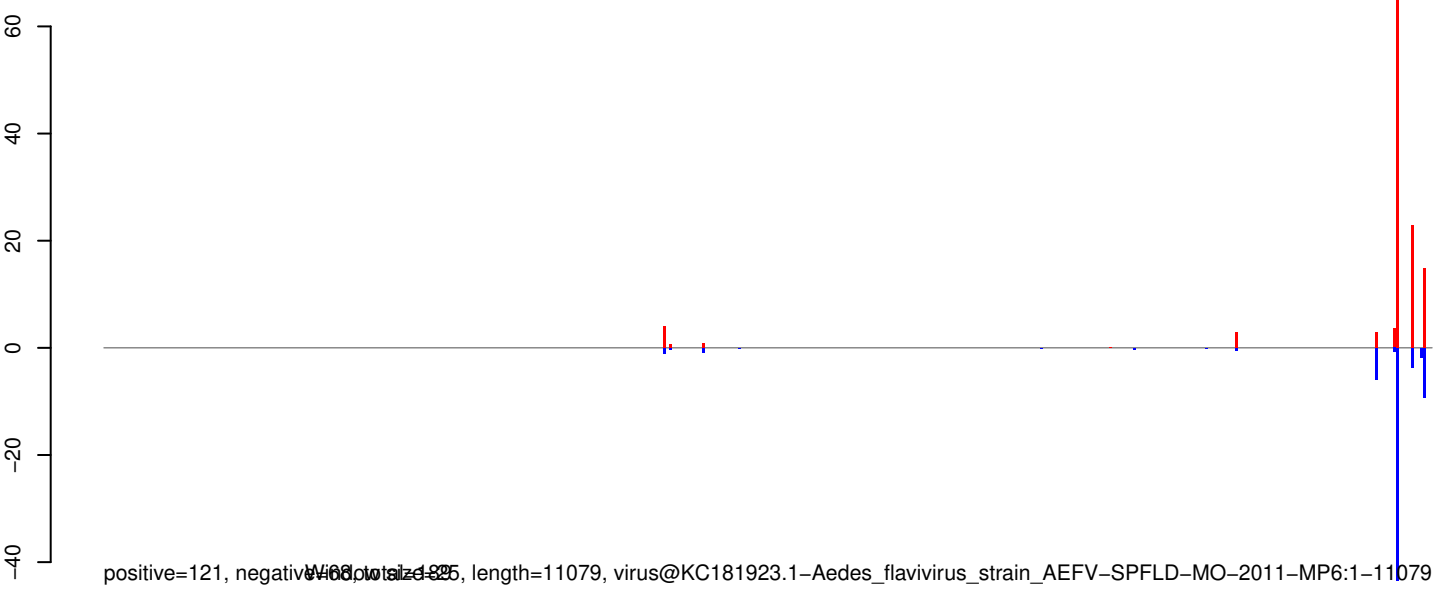
**AeAeg\_Aag2\_Ago2\_SINV\_RA.18\_23.rep**



**AeAeg\_Aag2\_Ago2\_SINV\_RA.24\_35.rep**

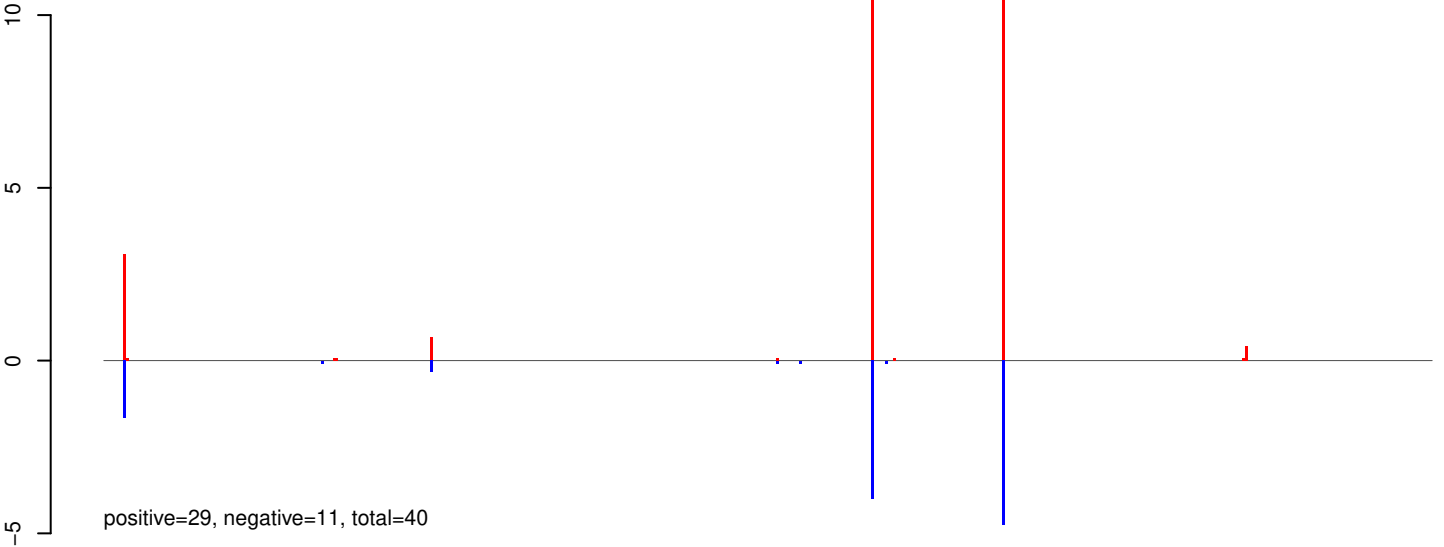


**AeAeg\_Aag2\_Ago2\_SINV\_RA.rep**




0 2000 4000 6000 8000 10000

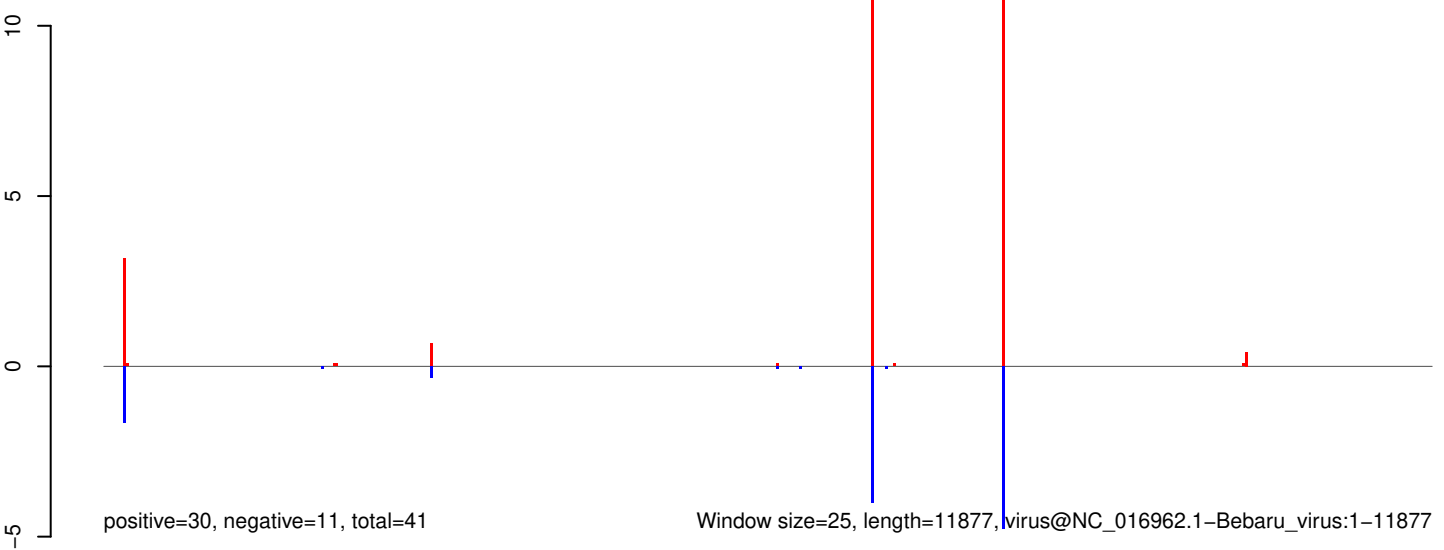
**AeAeg\_Aag2\_Ago2\_SINV\_RA.18\_23.rep**



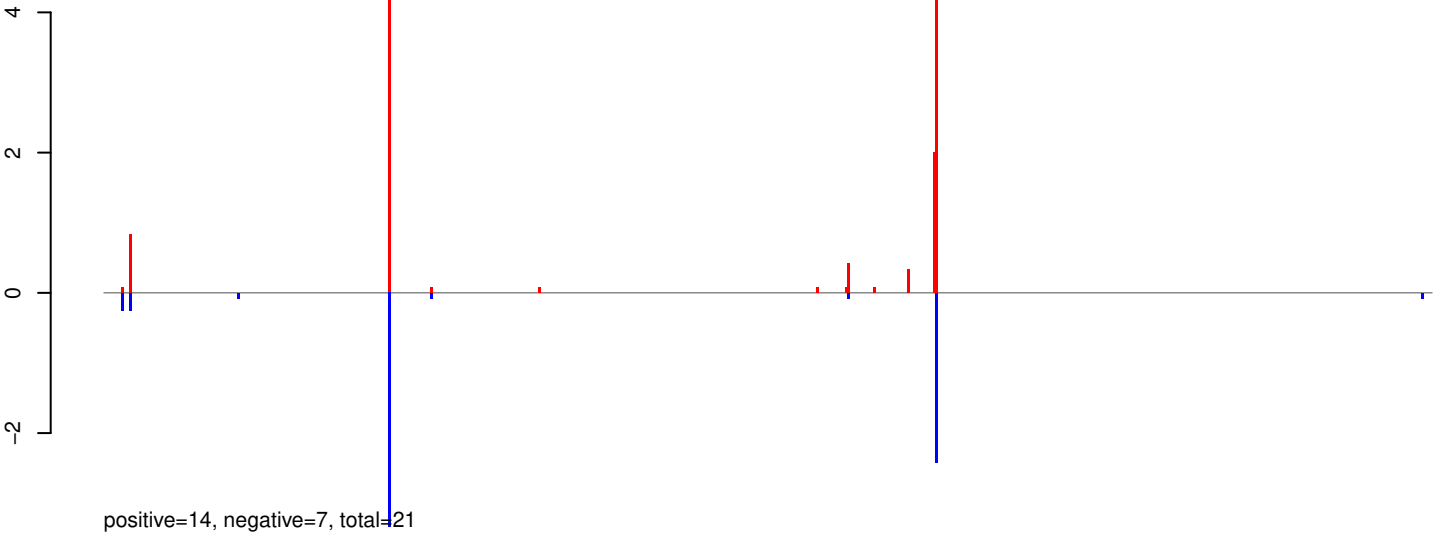
**AeAeg\_Aag2\_Ago2\_SINV\_RA.24\_35.rep**




**AeAeg\_Aag2\_Ago2\_SINV\_RA.rep**



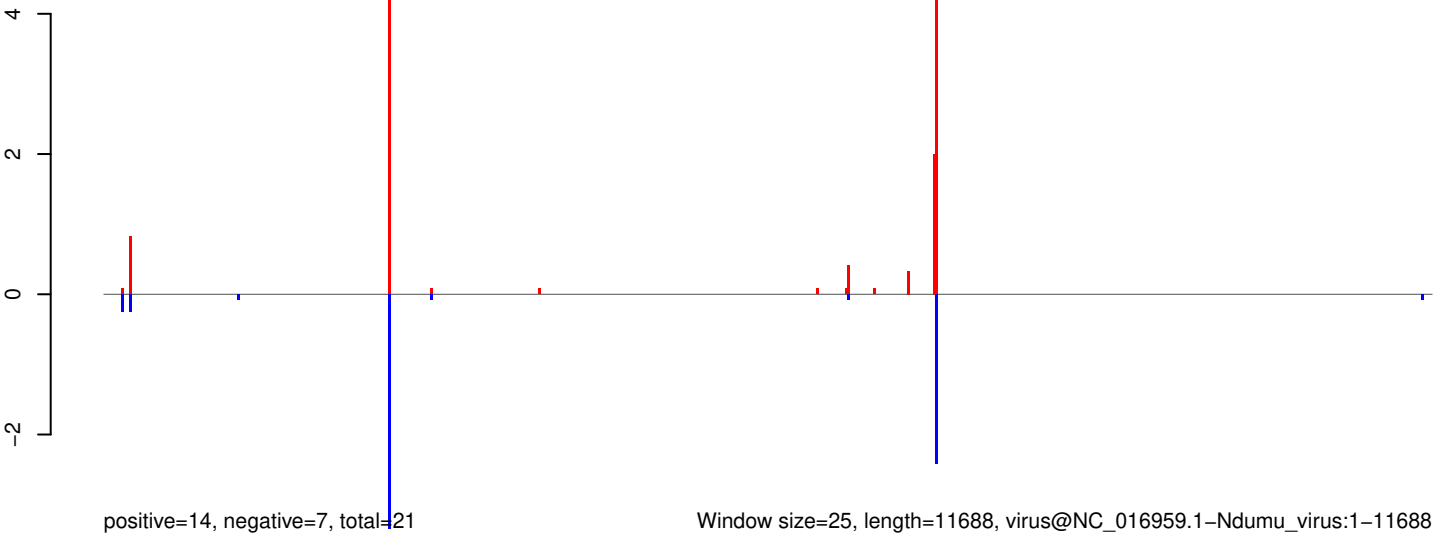
**AeAeg\_Aag2\_Ago2\_SINV\_RA.18\_23.rep**



**AeAeg\_Aag2\_Ago2\_SINV\_RA.24\_35.rep**

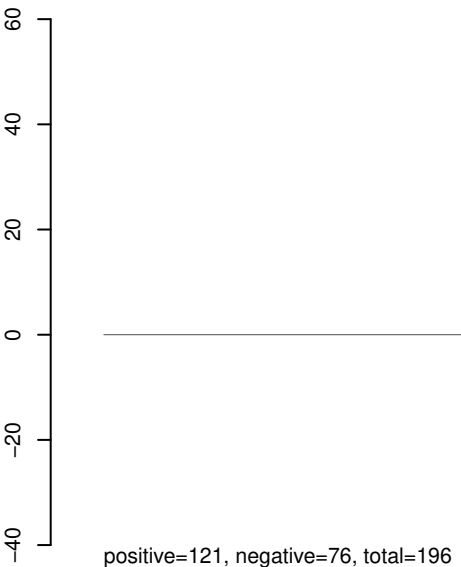


**AeAeg\_Aag2\_Ago2\_SINV\_RA.rep**

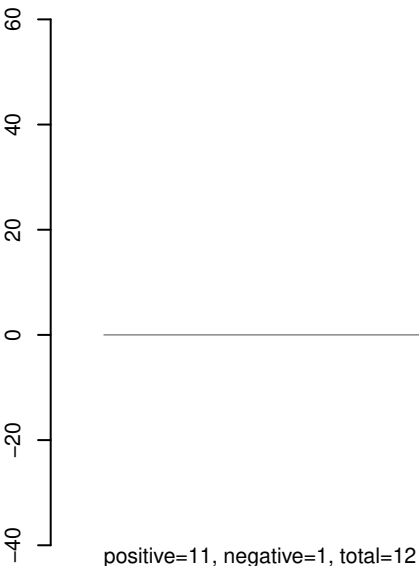


Window size=25, length=11688, virus@NC\_016959.1-Ndumu\_virus:1-11688

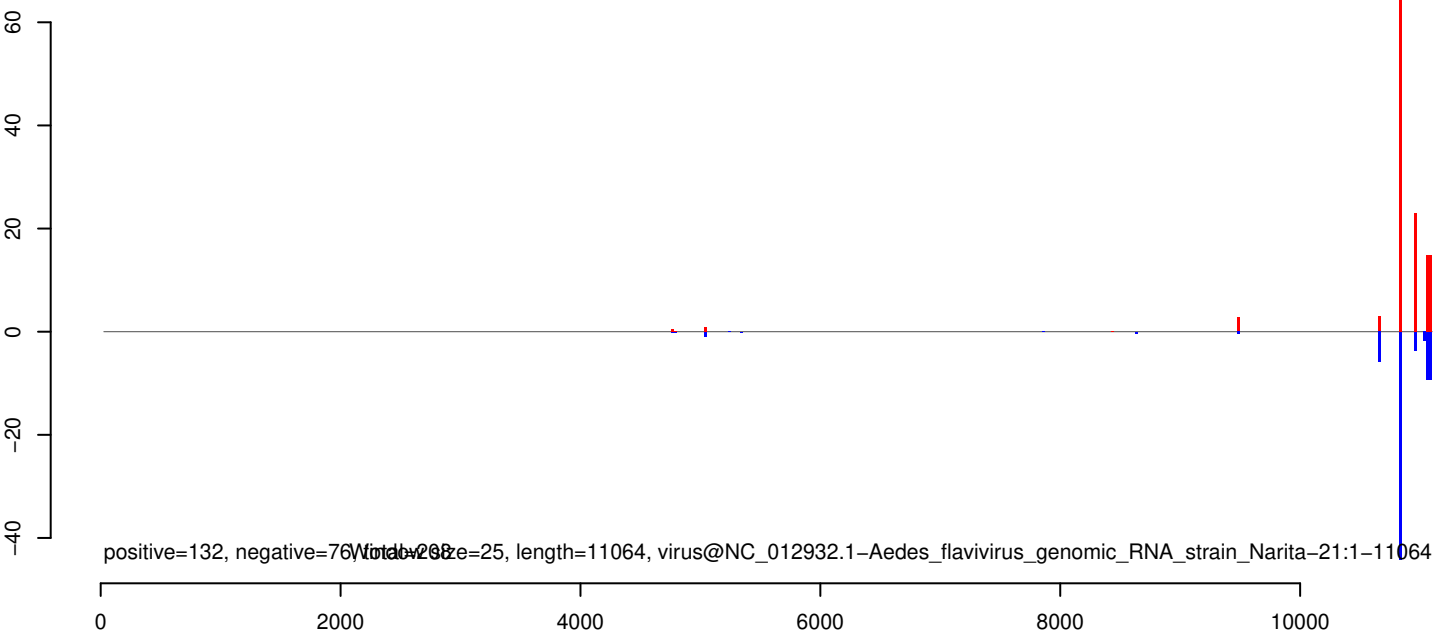
**AeAeg\_Aag2\_Ago2\_SINV\_RA.18\_23.rep**



**AeAeg\_Aag2\_Ago2\_SINV\_RA.24\_35.rep**

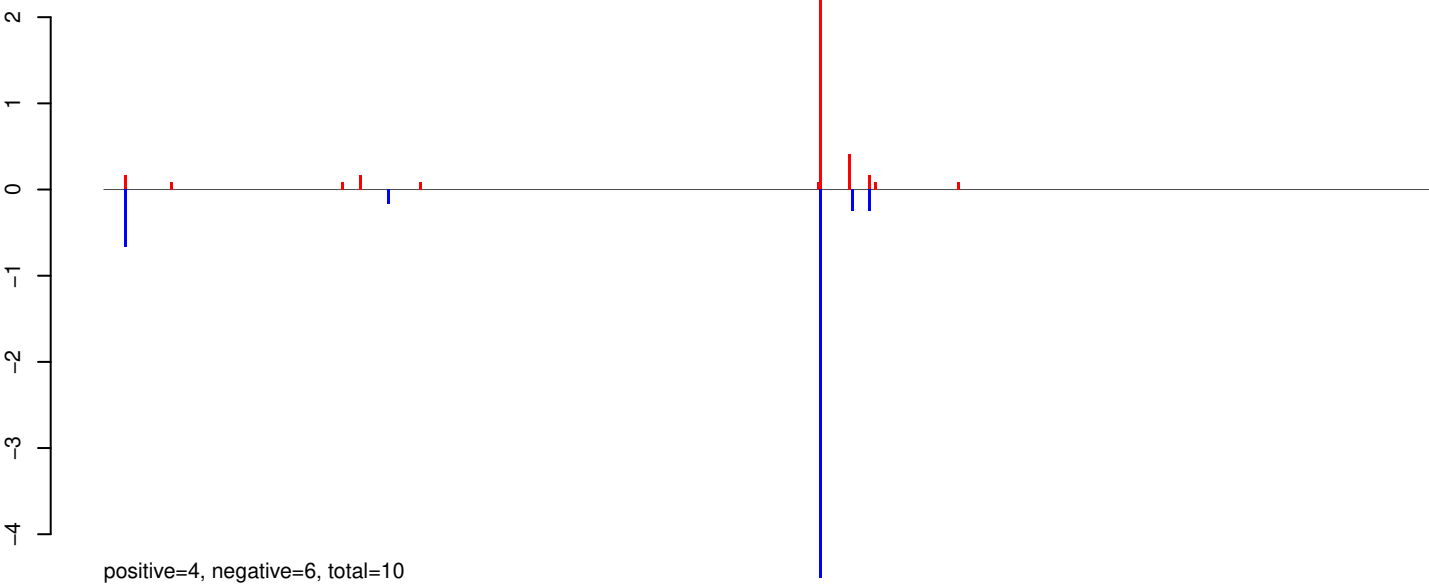


**AeAeg\_Aag2\_Ago2\_SINV\_RA.rep**






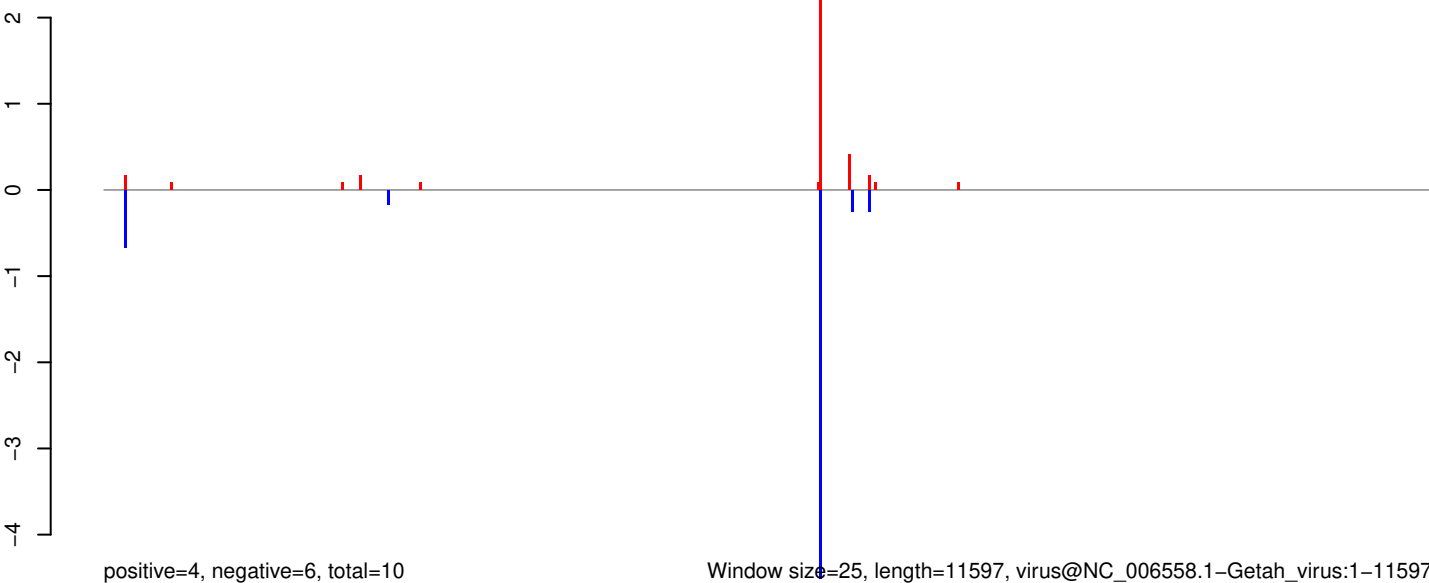
**AeAeg\_Aag2\_Ago2\_SINV\_RA.18\_23.rep**



**AeAeg\_Aag2\_Ago2\_SINV\_RA.24\_35.rep**

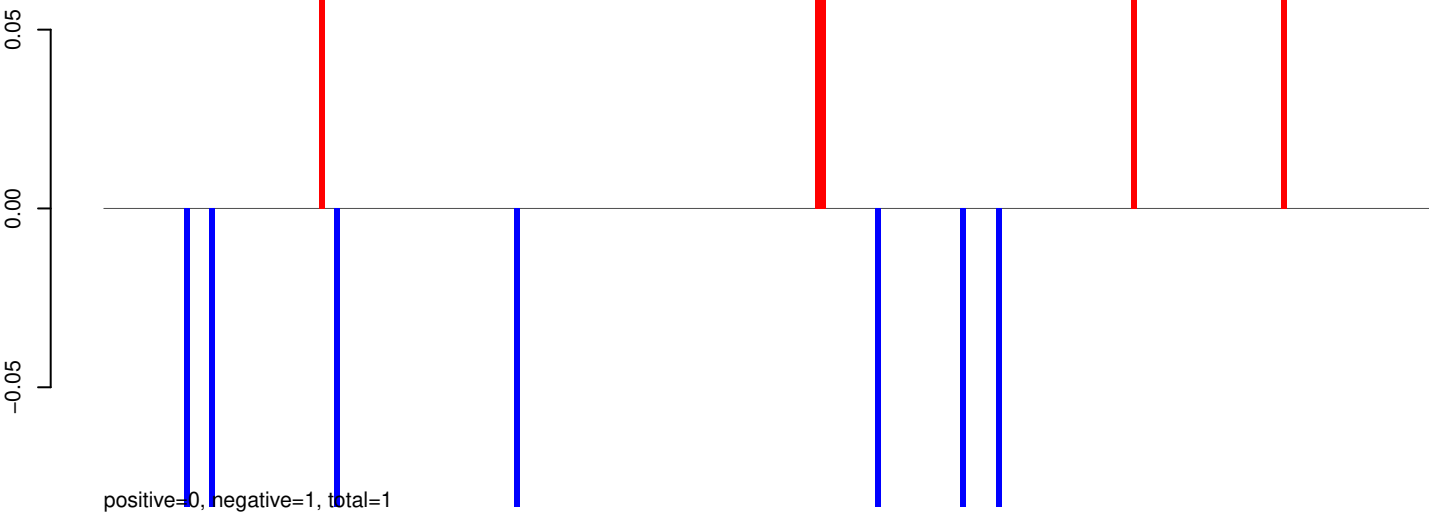


**AeAeg\_Aag2\_Ago2\_SINV\_RA.rep**




Window size=25, length=11597, virus@NC\_006558.1-Getah\_virus:1-11597

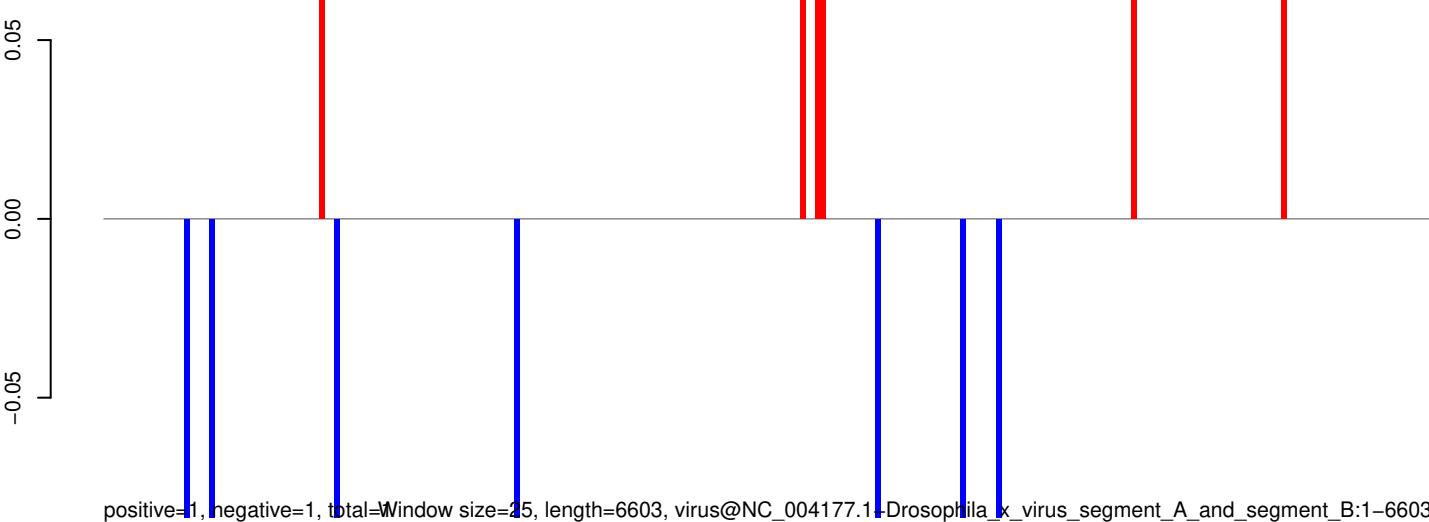
**AeAeg\_Aag2\_Ago2\_SINV\_RA.18\_23.rep**



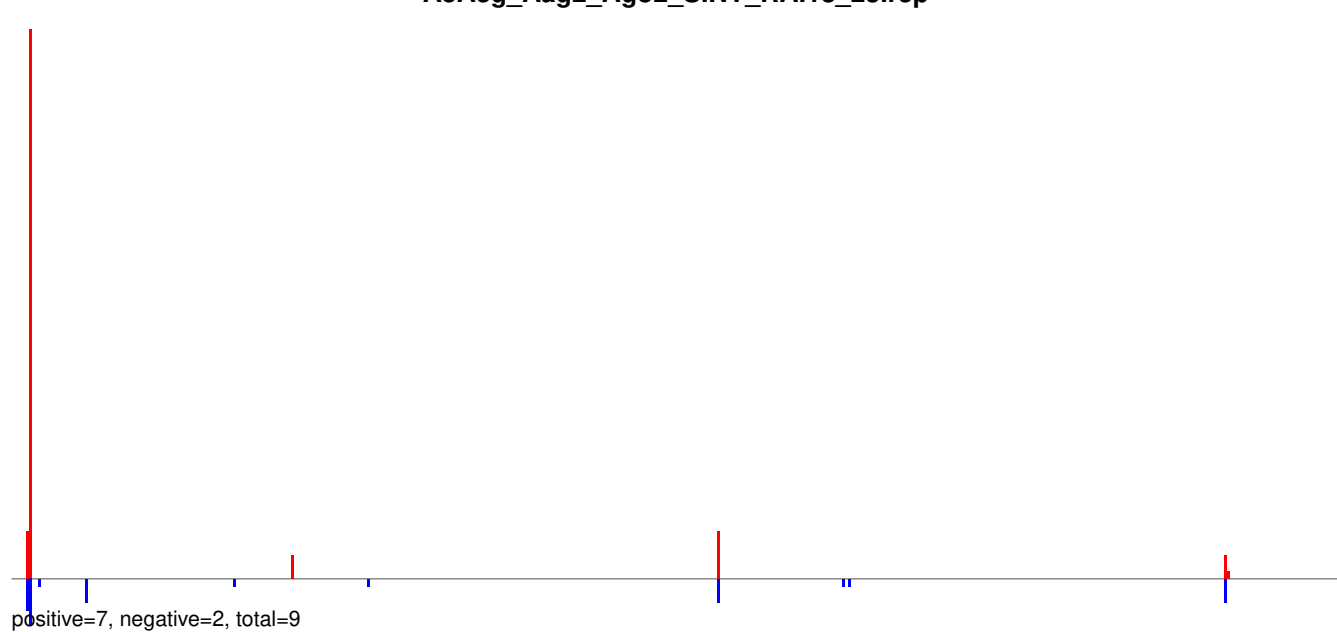
**AeAeg\_Aag2\_Ago2\_SINV\_RA.24\_35.rep**




**AeAeg\_Aag2\_Ago2\_SINV\_RA.rep**



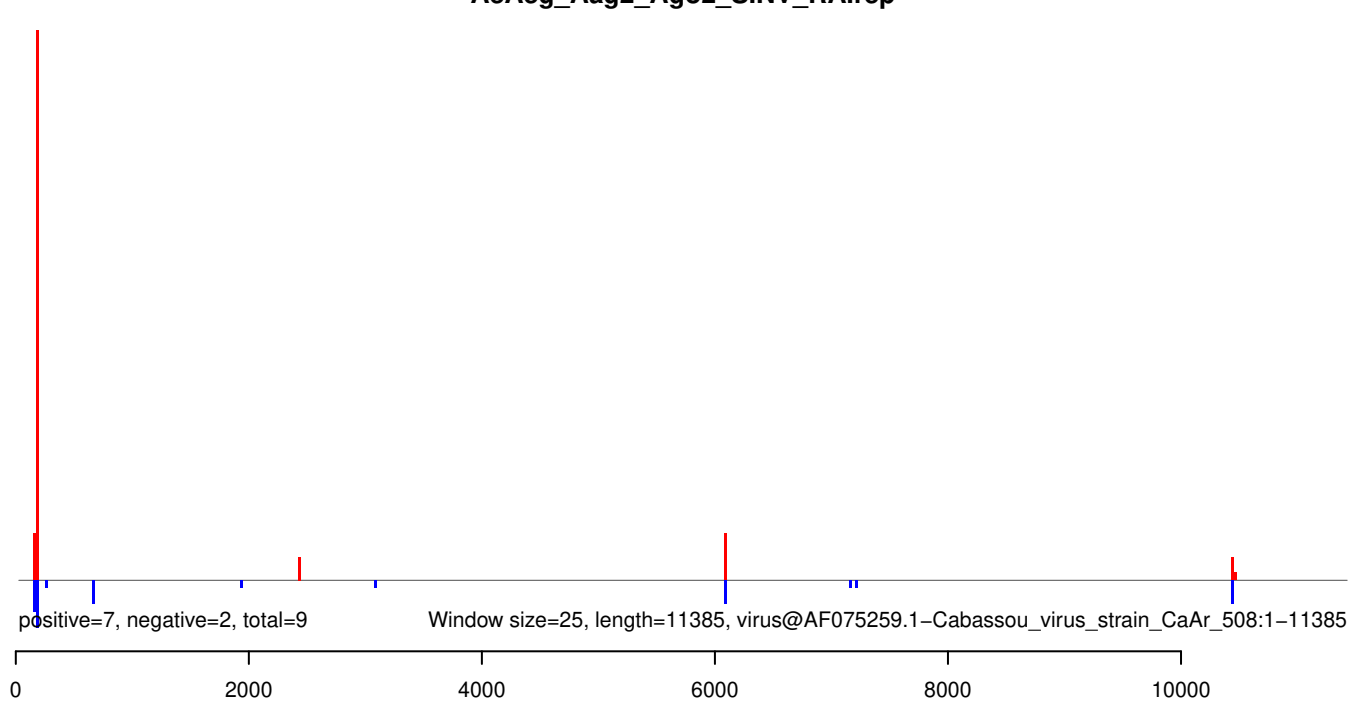
**AeAeg\_Aag2\_Ago2\_SINV\_RA.18\_23.rep**




**AeAeg\_Aag2\_Ago2\_SINV\_RA.24\_35.rep**




**AeAeg\_Aag2\_Ago2\_SINV\_RA.rep**



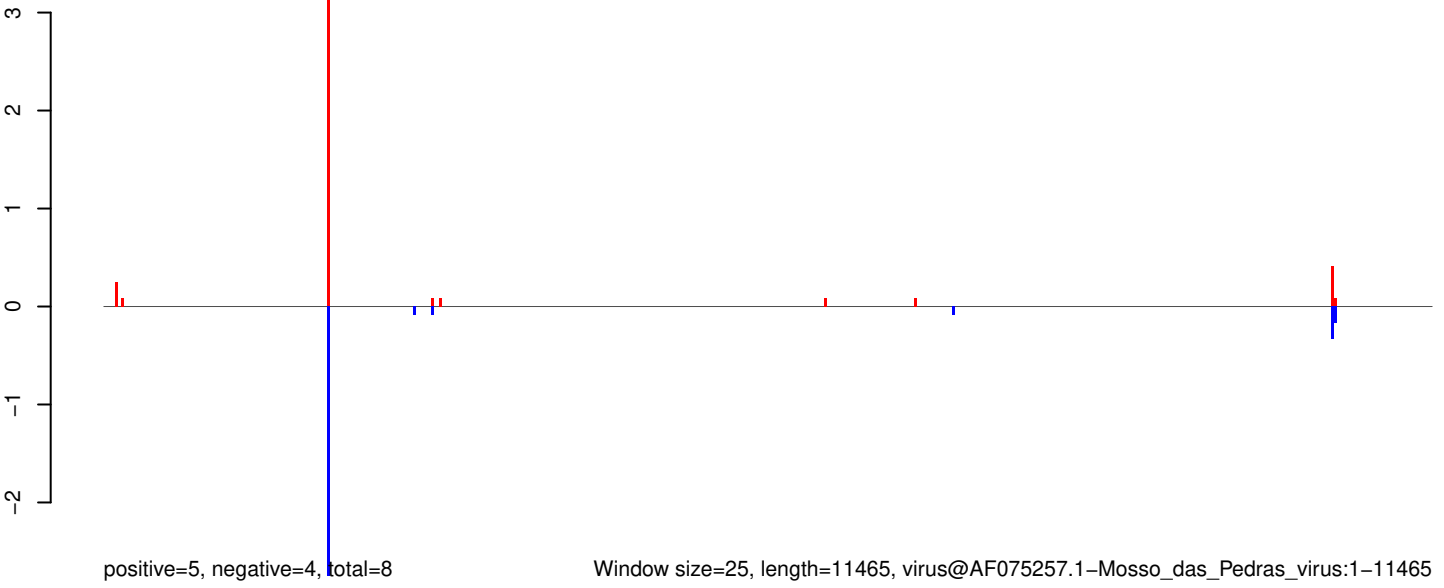
**AeAeg\_Aag2\_Ago2\_SINV\_RA.18\_23.rep**



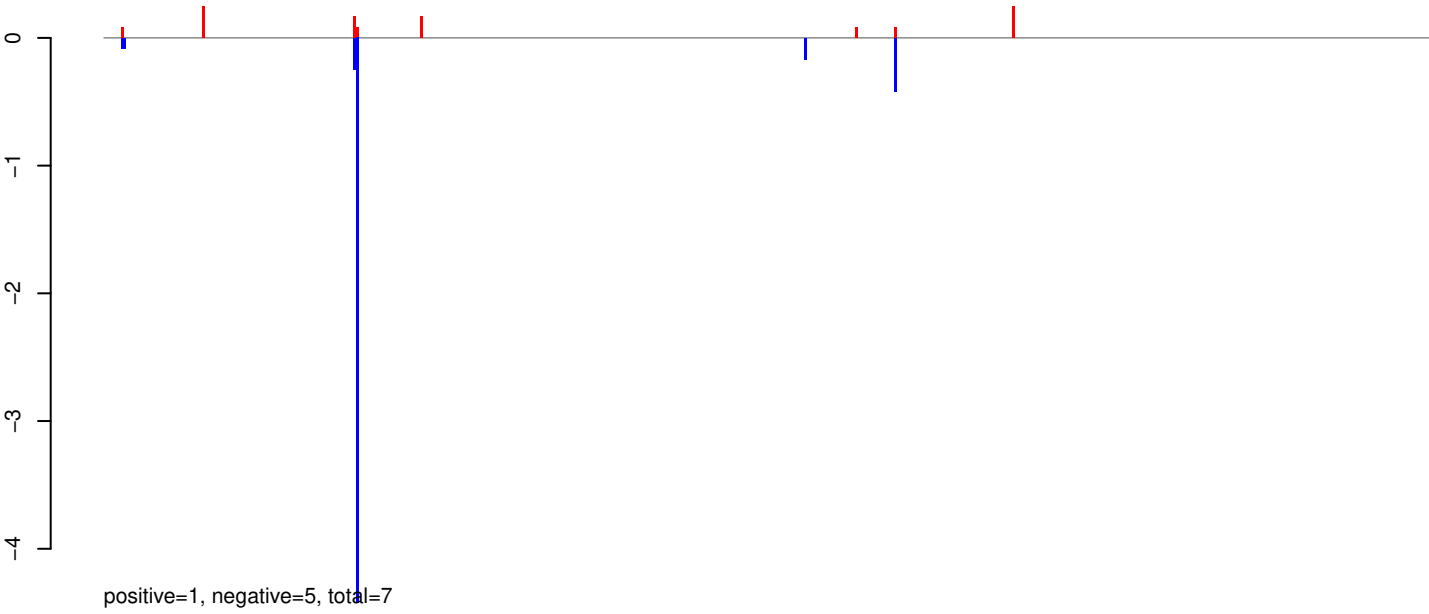
**AeAeg\_Aag2\_Ago2\_SINV\_RA.24\_35.rep**




**AeAeg\_Aag2\_Ago2\_SINV\_RA.rep**



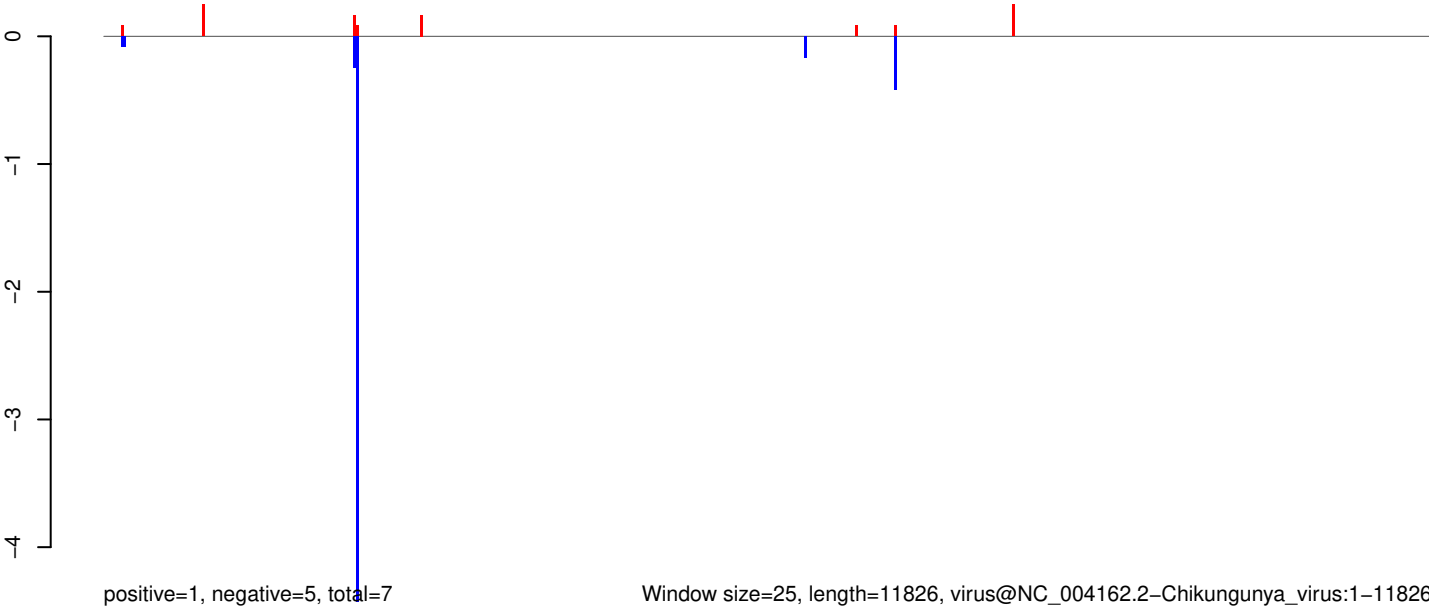
**AeAeg\_Aag2\_Ago2\_SINV\_RA.18\_23.rep**



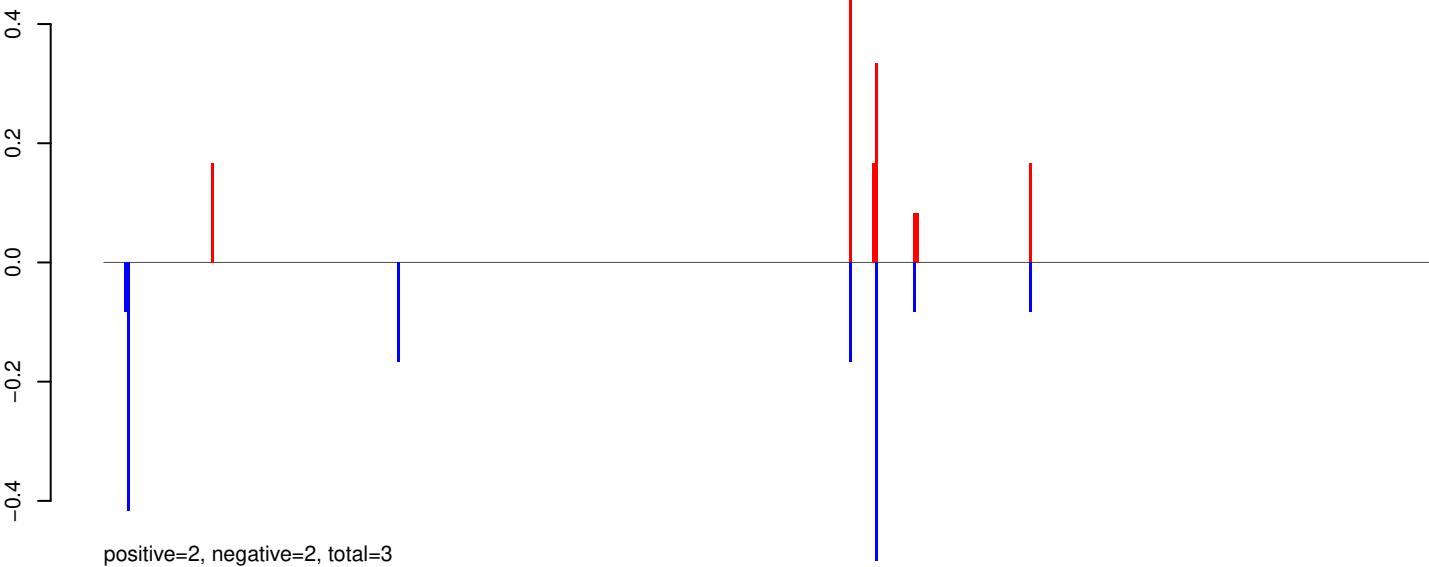
**AeAeg\_Aag2\_Ago2\_SINV\_RA.24\_35.rep**




**AeAeg\_Aag2\_Ago2\_SINV\_RA.rep**



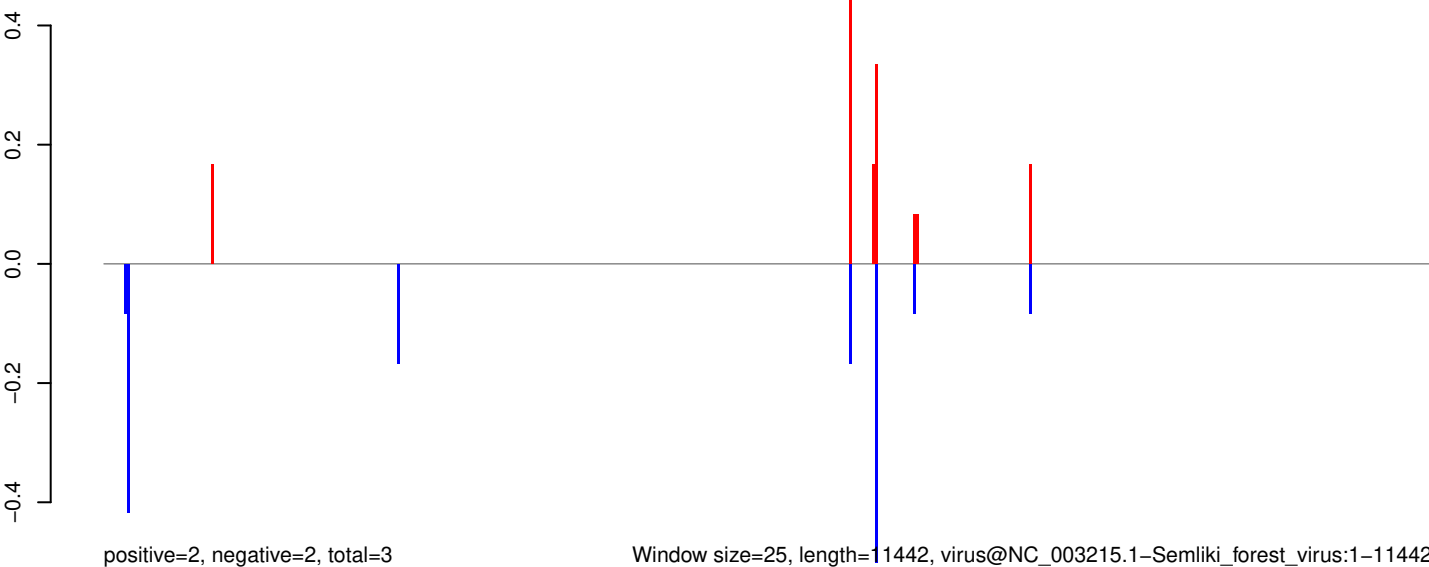
**AeAeg\_Aag2\_Ago2\_SINV\_RA.18\_23.rep**



**AeAeg\_Aag2\_Ago2\_SINV\_RA.24\_35.rep**



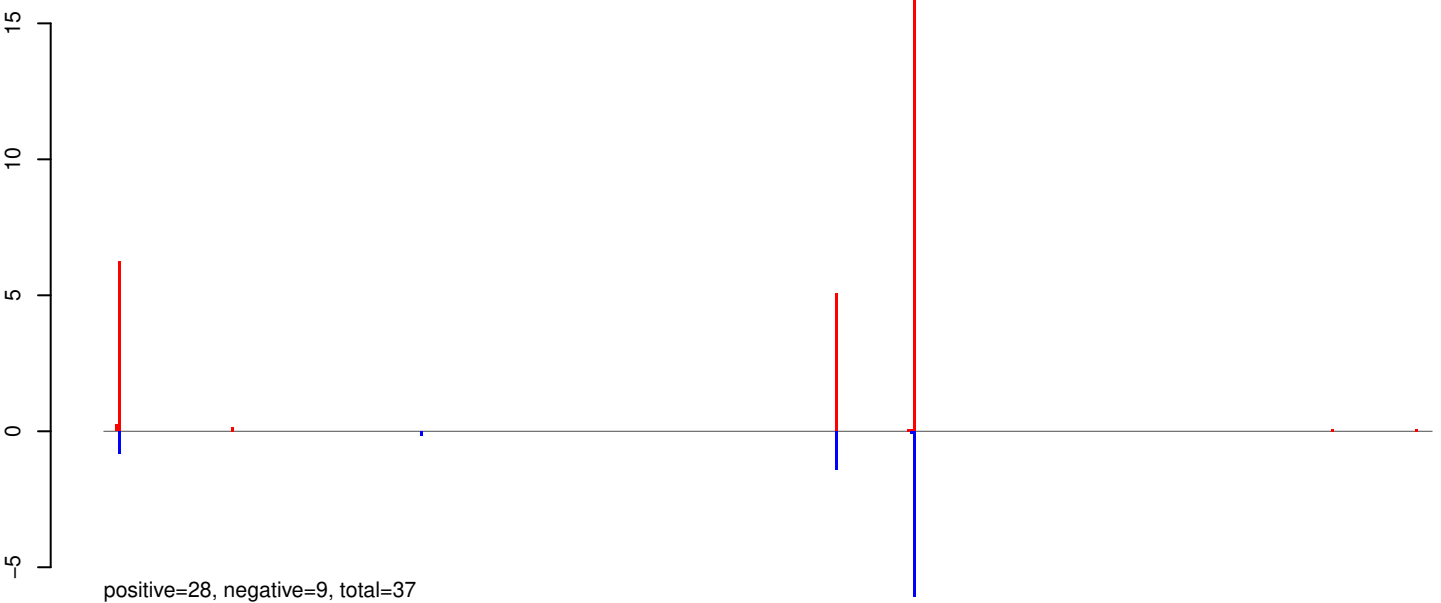
**AeAeg\_Aag2\_Ago2\_SINV\_RA.rep**




Window size=25, length=11442, virus@NC\_003215.1-Semliki\_forest\_virus:1-11442

0 2000 4000 6000 8000 10000

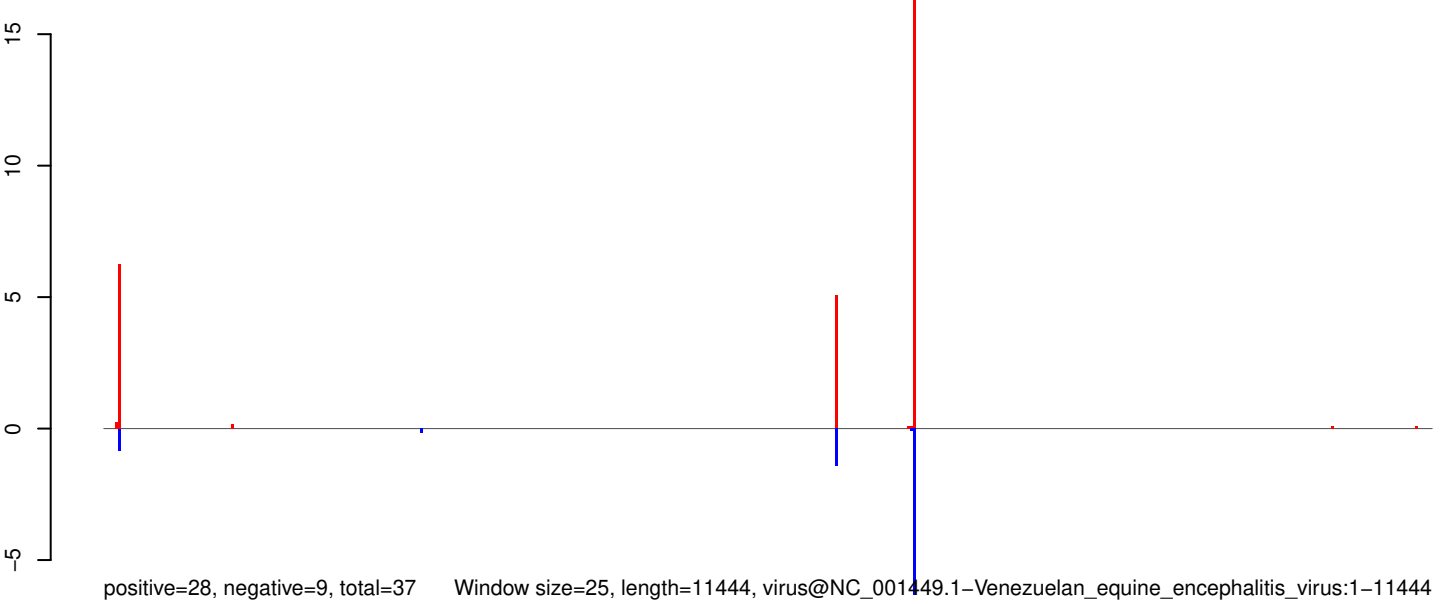
**AeAeg\_Aag2\_Ago2\_SINV\_RA.18\_23.rep**



**AeAeg\_Aag2\_Ago2\_SINV\_RA.24\_35.rep**

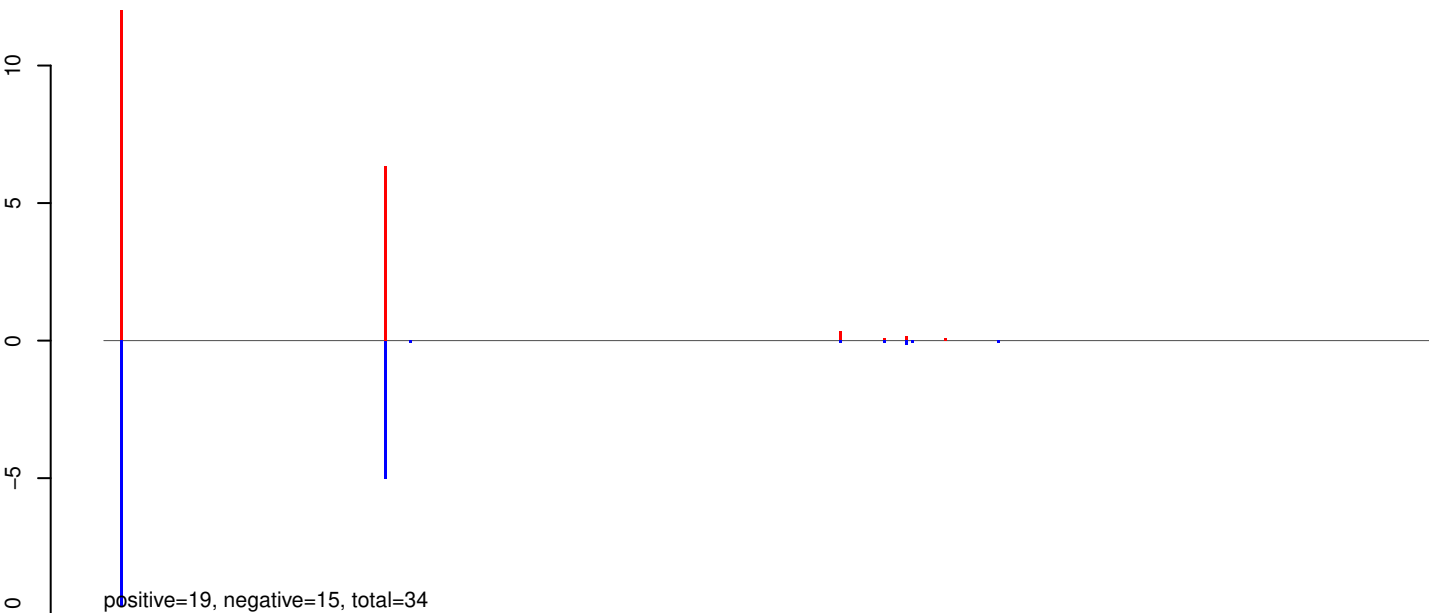


**AeAeg\_Aag2\_Ago2\_SINV\_RA.rep**




Window size=25, length=11444, virus@NC\_001449.1-Venezuelan\_equine\_encephalitis\_virus:1-11444

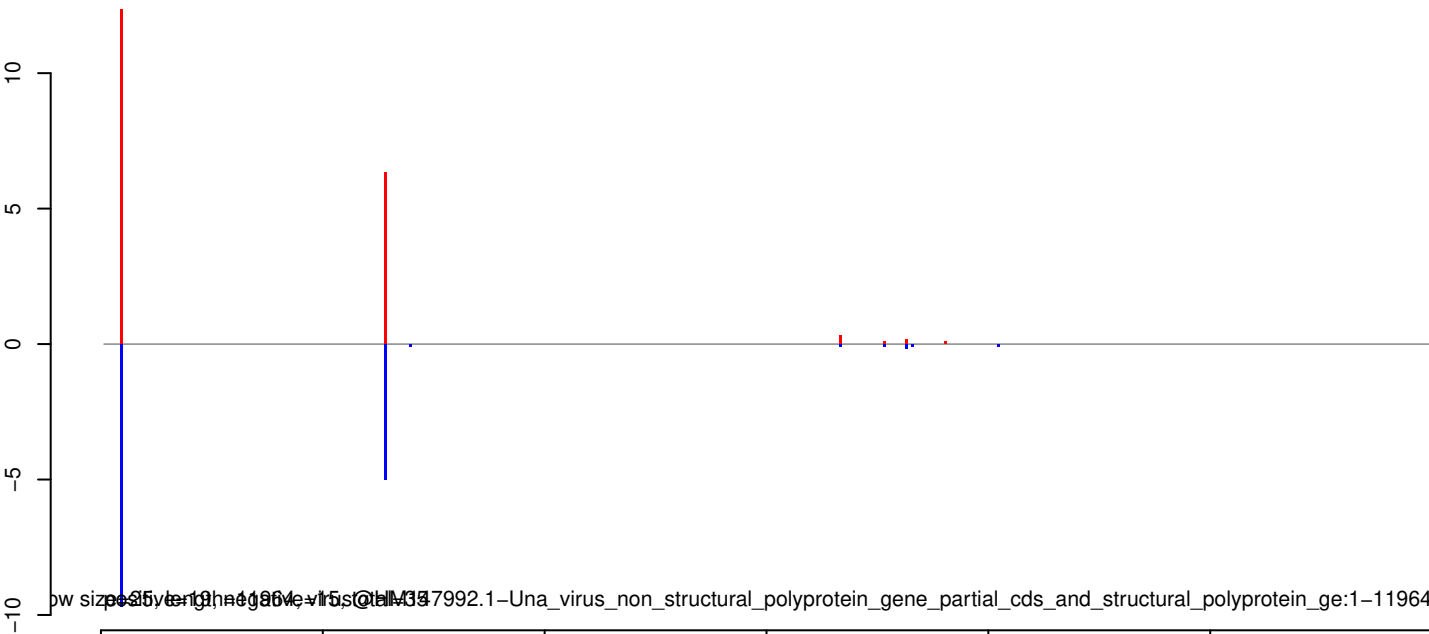
**AeAeg\_Aag2\_Ago2\_SINV\_RA.18\_23.rep**



**AeAeg\_Aag2\_Ago2\_SINV\_RA.24\_35.rep**



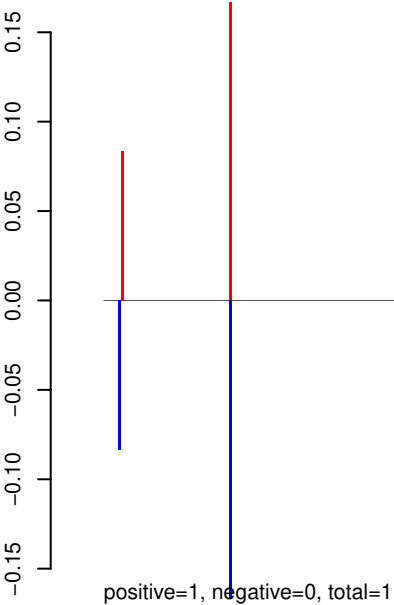
**AeAeg\_Aag2\_Ago2\_SINV\_RA.rep**



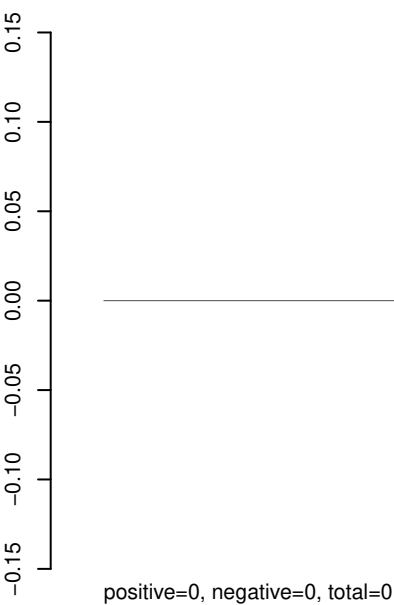
bow size=35, length=19, h=4, l=1, s=1, Q=1, M=3, 7992.1-Una\_virus\_non\_structural\_polyprotein\_gene\_partial\_cds\_and\_structural\_polyprotein\_ge:1-11964



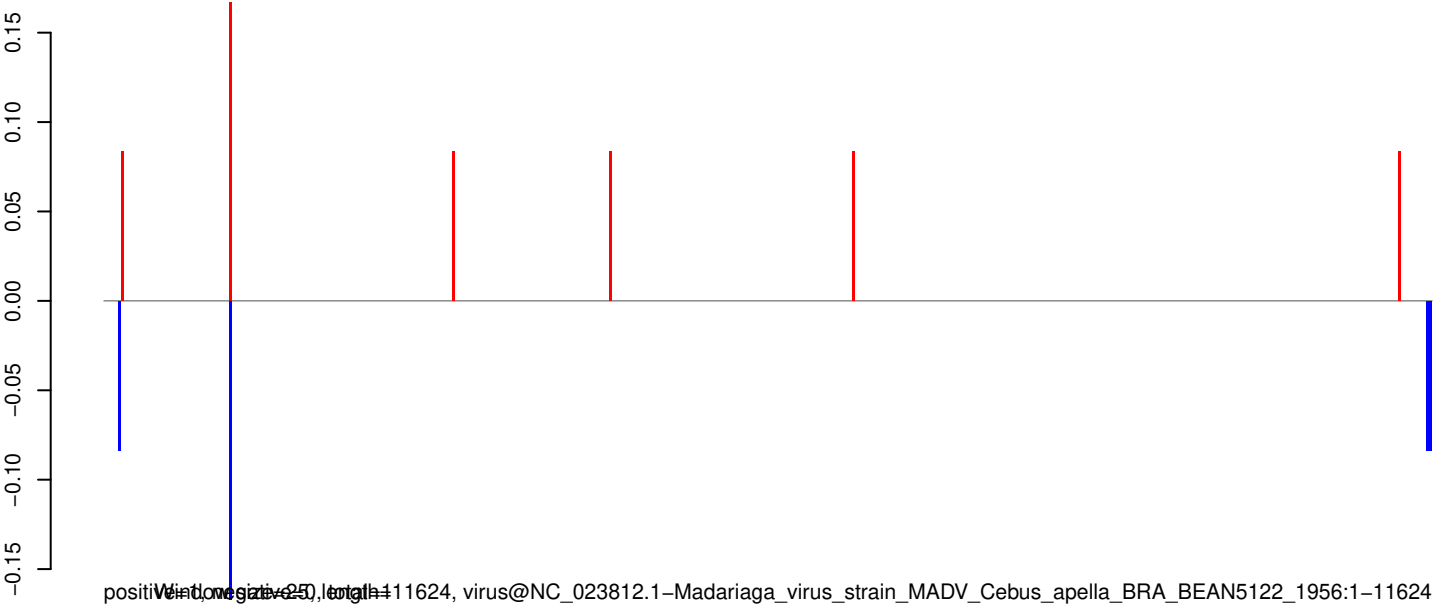
**AeAeg\_Aag2\_Ago2\_SINV\_RA.18\_23.rep**



**AeAeg\_Aag2\_Ago2\_SINV\_RA.24\_35.rep**

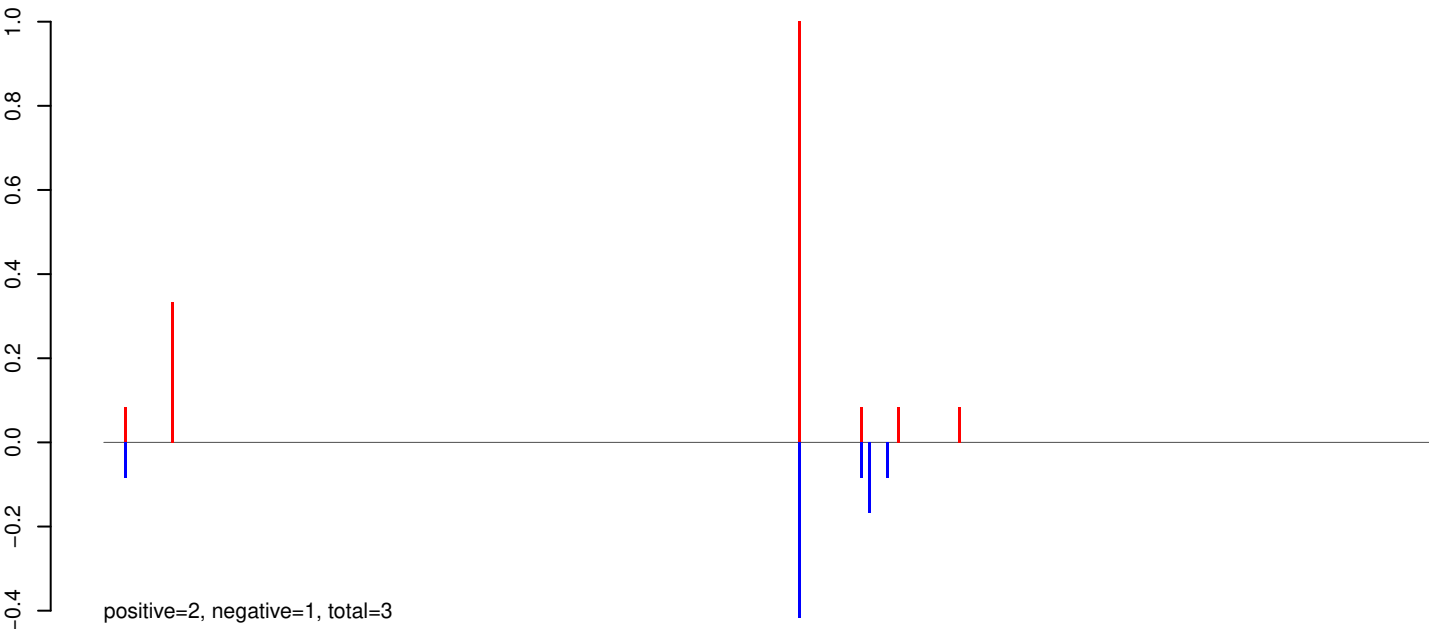


**AeAeg\_Aag2\_Ago2\_SINV\_RA.rep**




View file: [virus@NC\\_023812.1-Madariaga\\_virus\\_strain\\_MADV\\_Cebus\\_apella\\_BRA\\_BEAN5122\\_1956:1-11624](#)

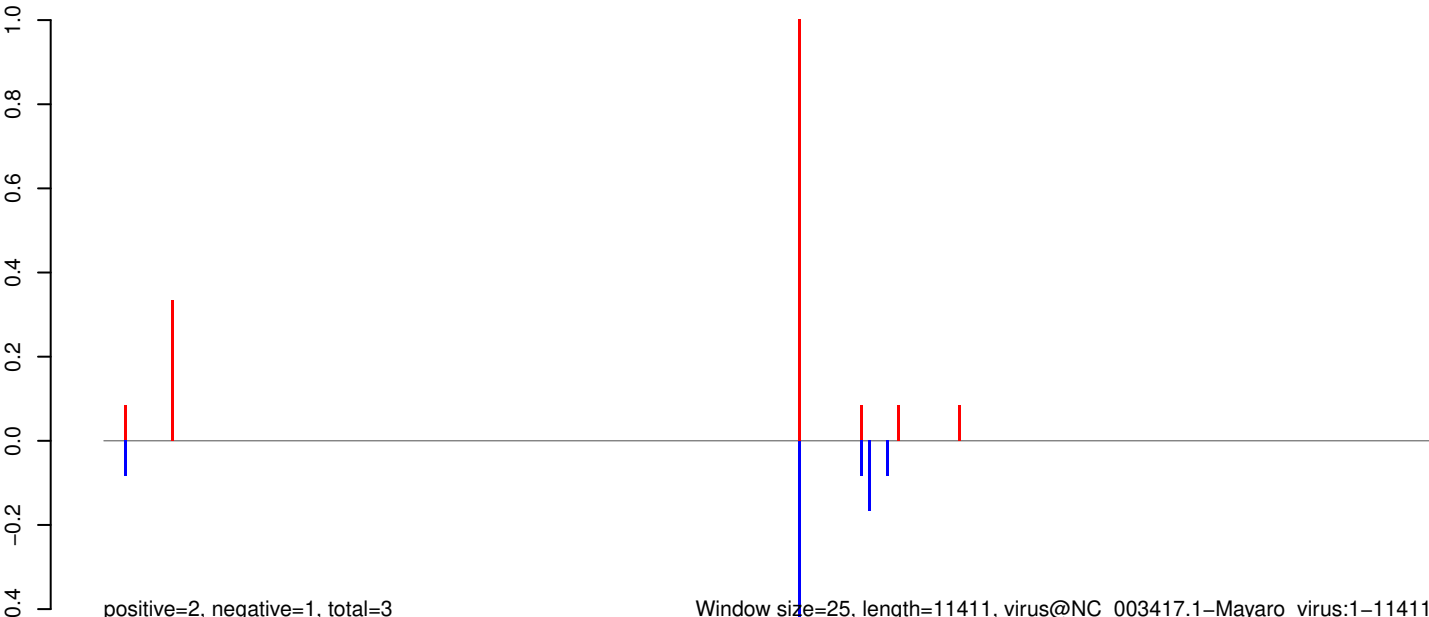
**AeAeg\_Aag2\_Ago2\_SINV\_RA.18\_23.rep**



**AeAeg\_Aag2\_Ago2\_SINV\_RA.24\_35.rep**



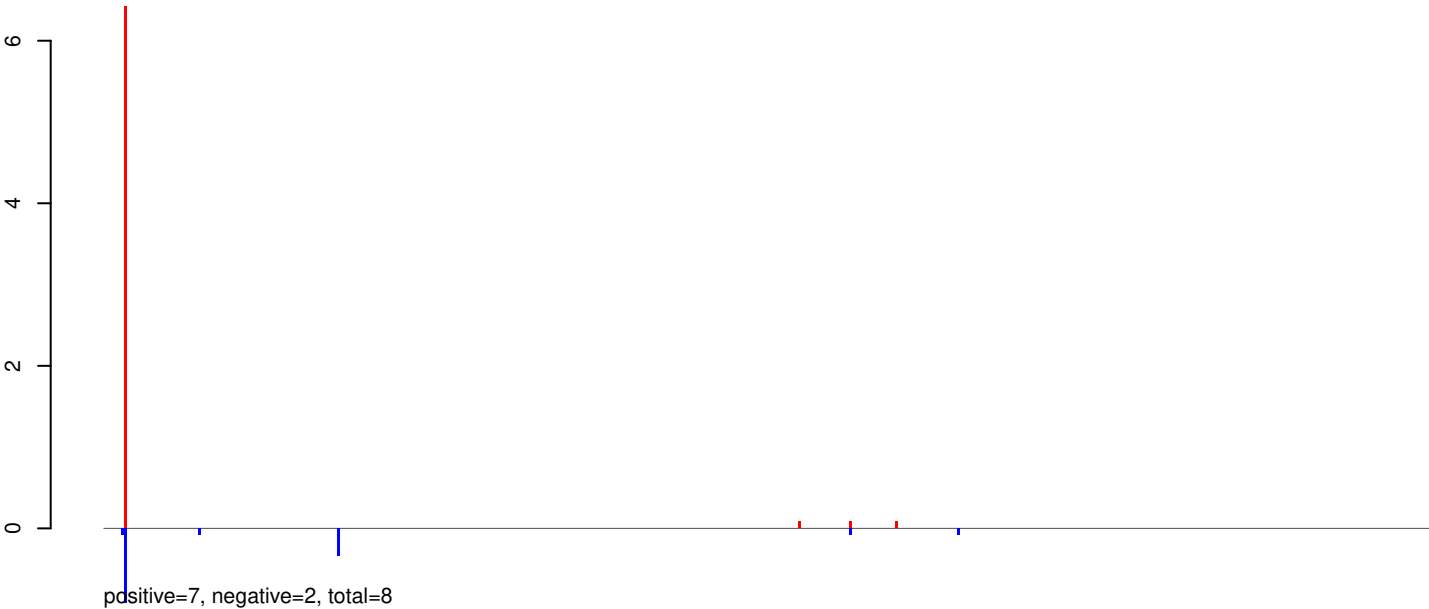
**AeAeg\_Aag2\_Ago2\_SINV\_RA.rep**




Window size=25, length=11411, virus@NC\_003417.1-Mayaro\_virus:1-11411

0 2000 4000 6000 8000 10000

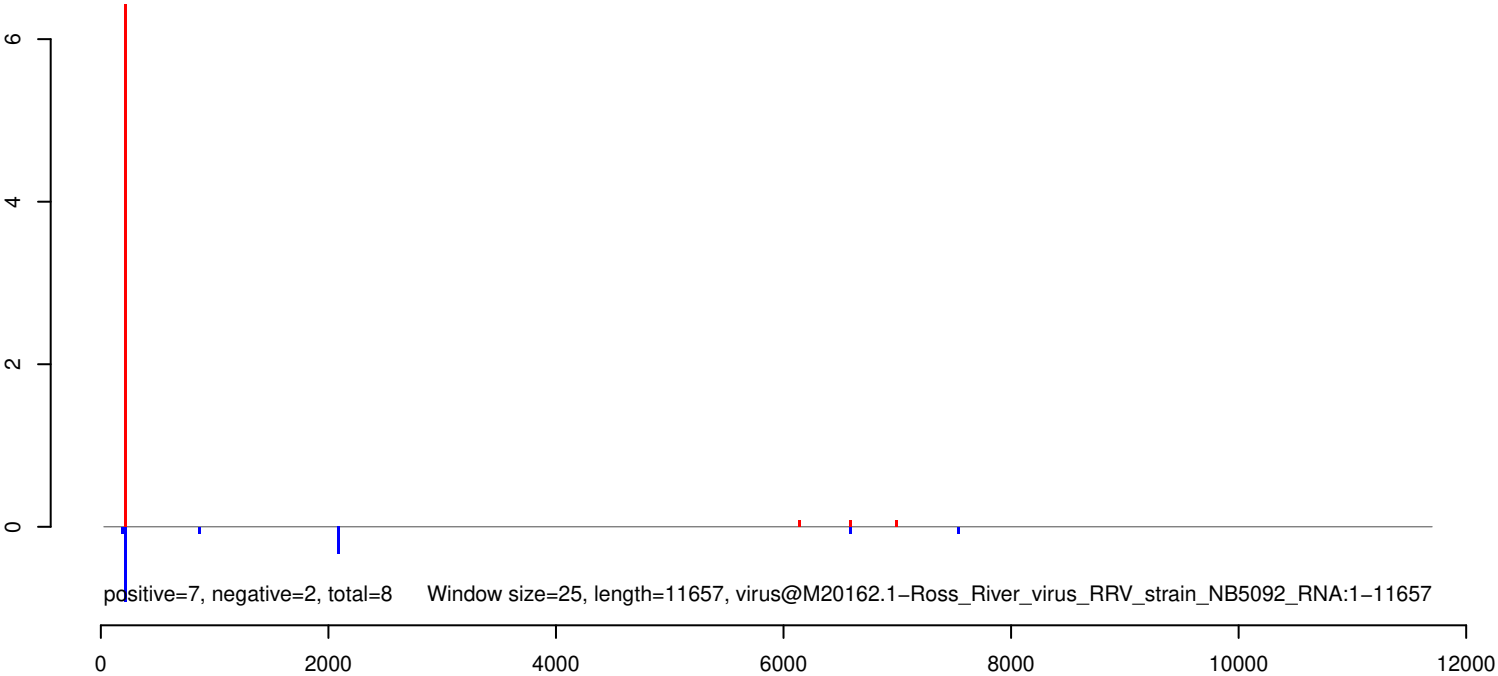
**AeAeg\_Aag2\_Ago2\_SINV\_RA.18\_23.rep**



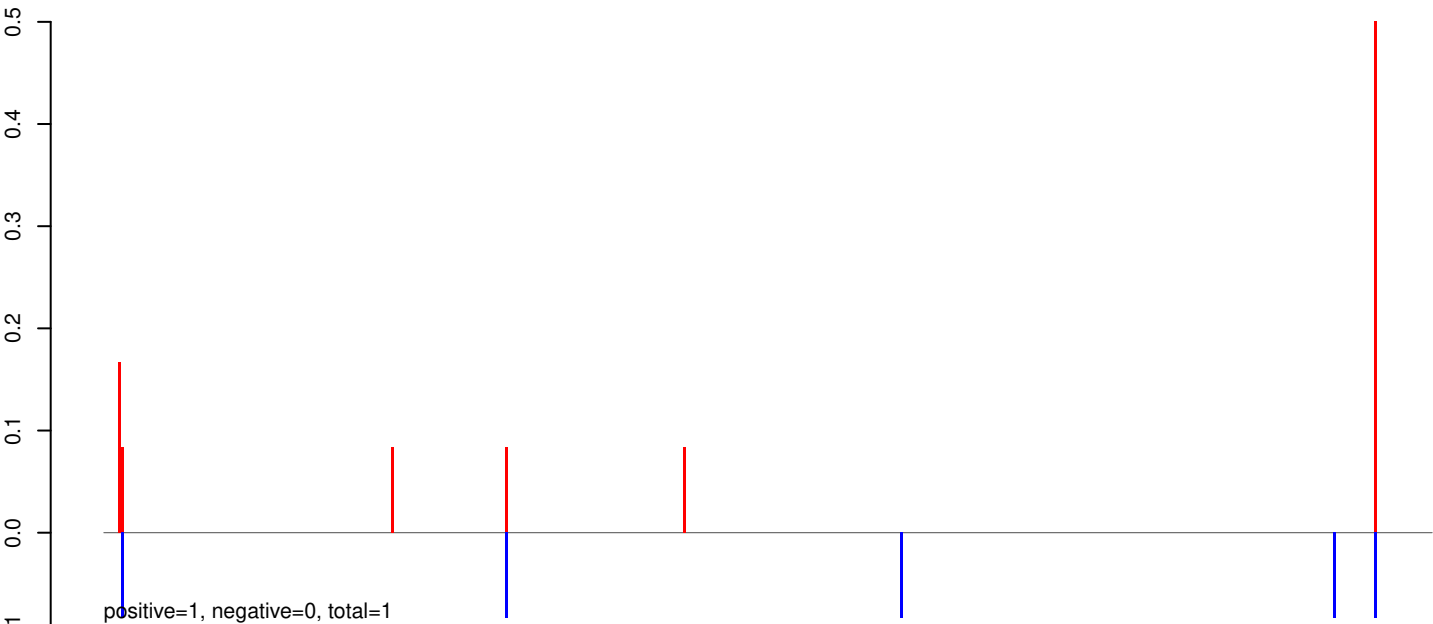
**AeAeg\_Aag2\_Ago2\_SINV\_RA.24\_35.rep**



**AeAeg\_Aag2\_Ago2\_SINV\_RA.rep**



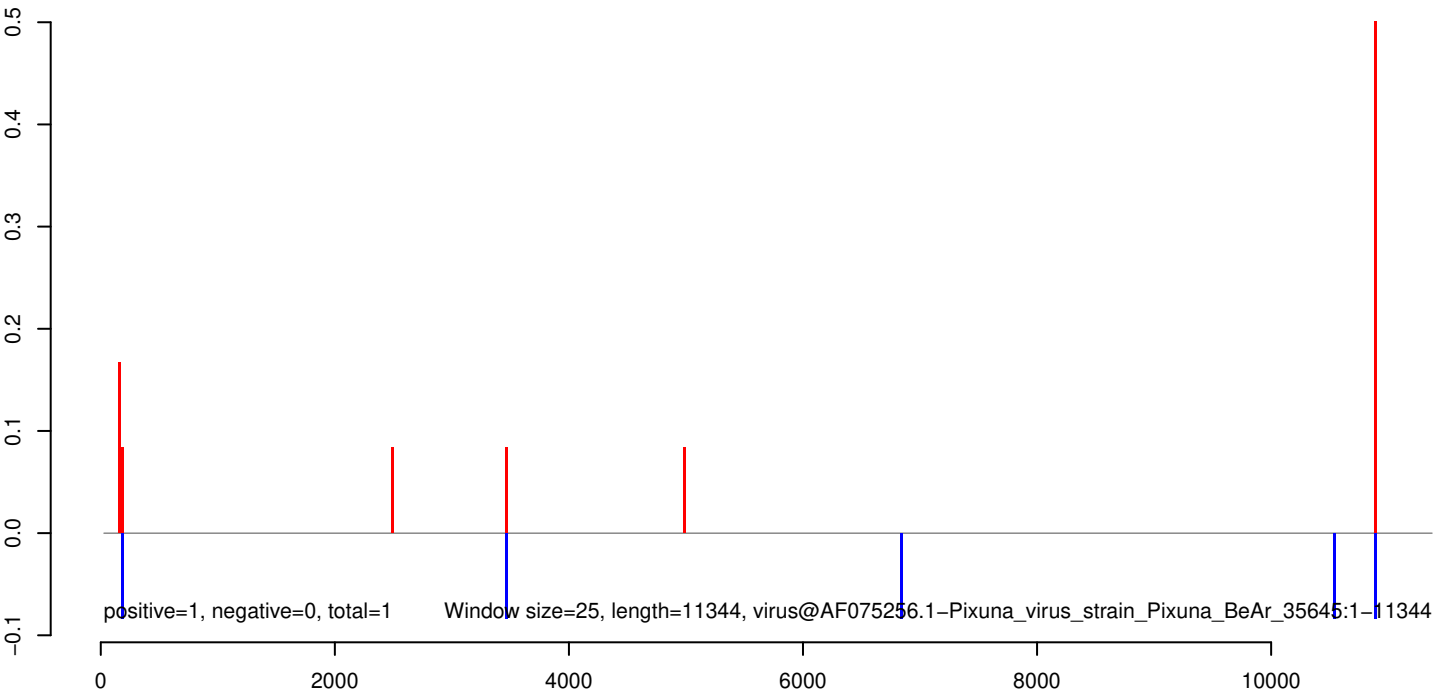
**AeAeg\_Aag2\_Ago2\_SINV\_RA.18\_23.rep**




**AeAeg\_Aag2\_Ago2\_SINV\_RA.24\_35.rep**




**AeAeg\_Aag2\_Ago2\_SINV\_RA.rep**




**AeAeg\_Aag2\_Ago2\_SINV\_RA.18\_23.rep**



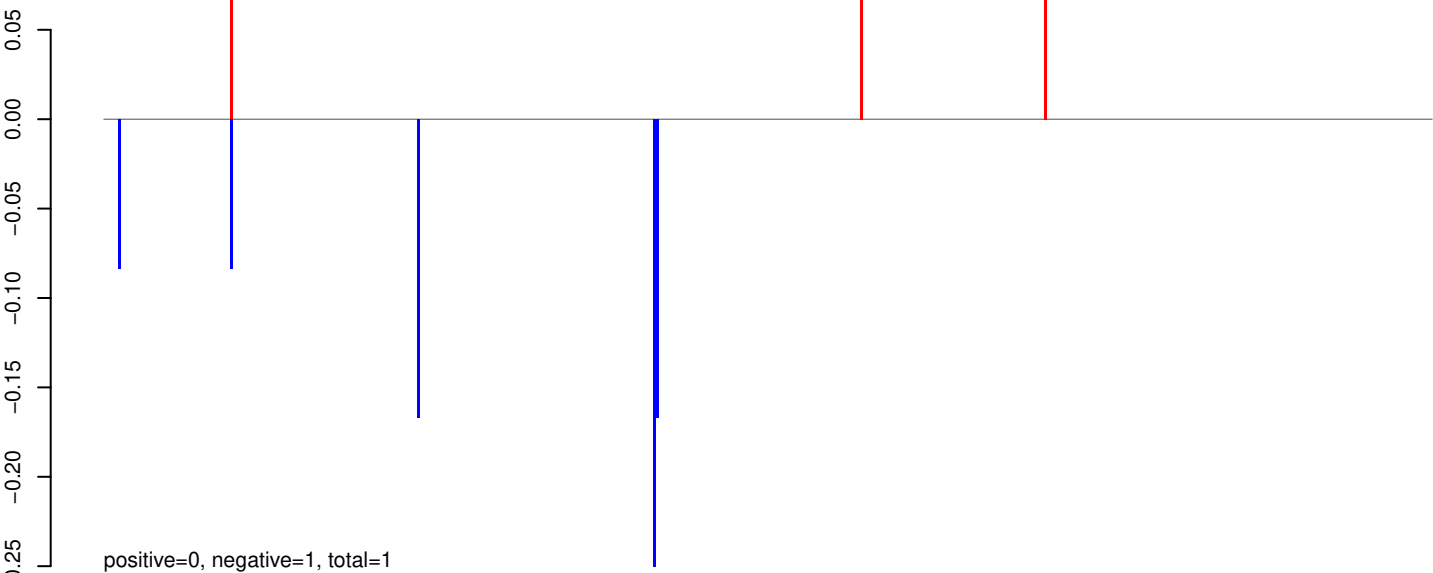
**AeAeg\_Aag2\_Ago2\_SINV\_RA.24\_35.rep**




**AeAeg\_Aag2\_Ago2\_SINV\_RA.rep**



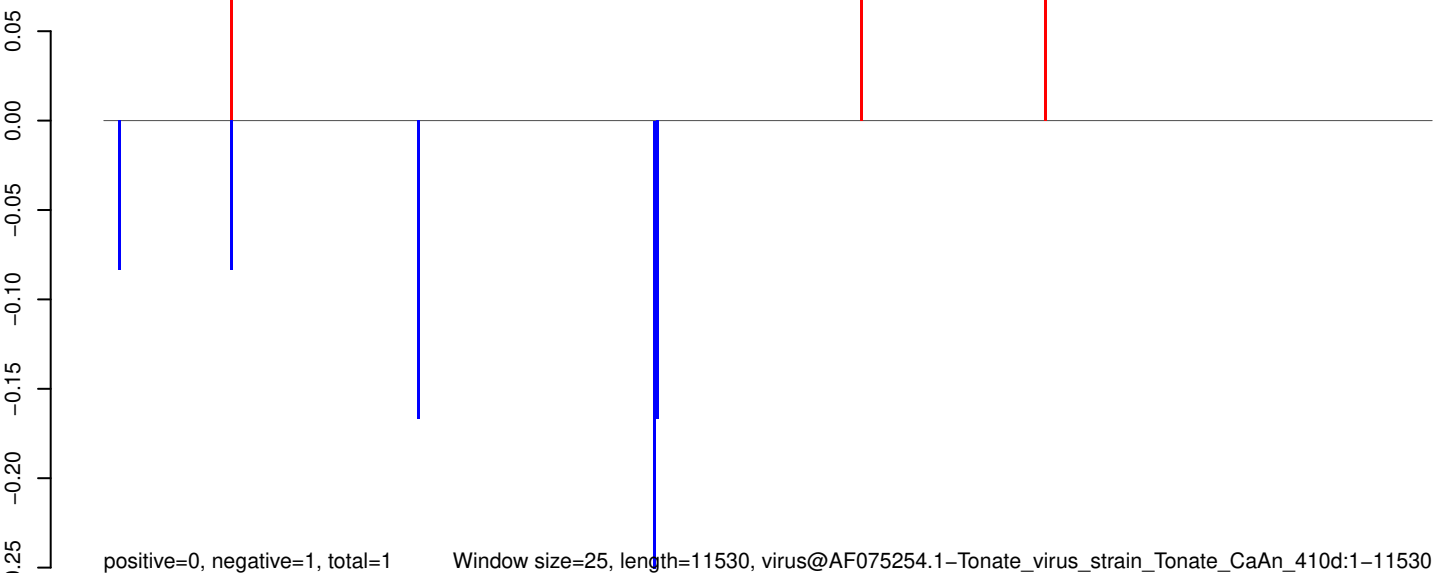
**AeAeg\_Aag2\_Ago2\_SINV\_RA.18\_23.rep**



**AeAeg\_Aag2\_Ago2\_SINV\_RA.24\_35.rep**




**AeAeg\_Aag2\_Ago2\_SINV\_RA.rep**




Window size=25, length=11530, virus@AF075254.1-Tonate\_virus\_strain\_Tonate\_CaAn\_410d:1-11530

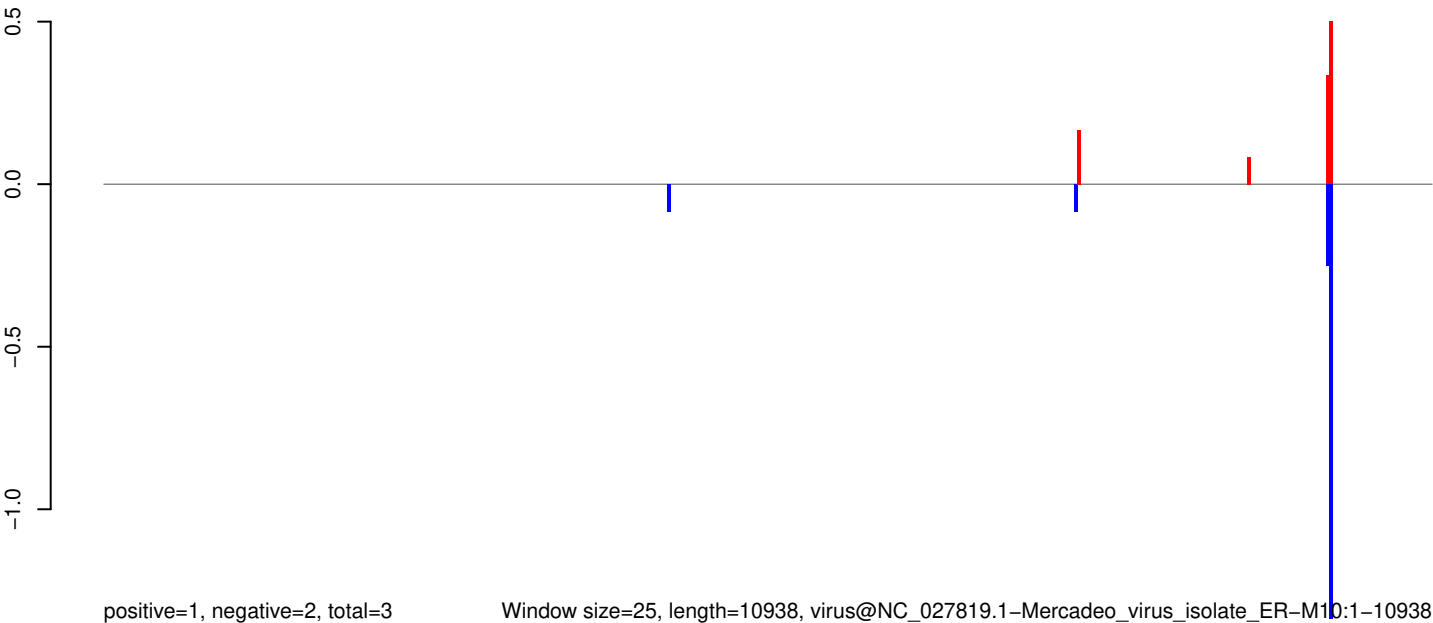
**AeAeg\_Aag2\_Ago2\_SINV\_RA.18\_23.rep**



**AeAeg\_Aag2\_Ago2\_SINV\_RA.24\_35.rep**



**AeAeg\_Aag2\_Ago2\_SINV\_RA.rep**




Window size=25, length=10938, virus@NC\_027819.1-Mercadeo\_virus\_isolate\_ER-M10:1-10938

0 2000 4000 6000 8000 10000

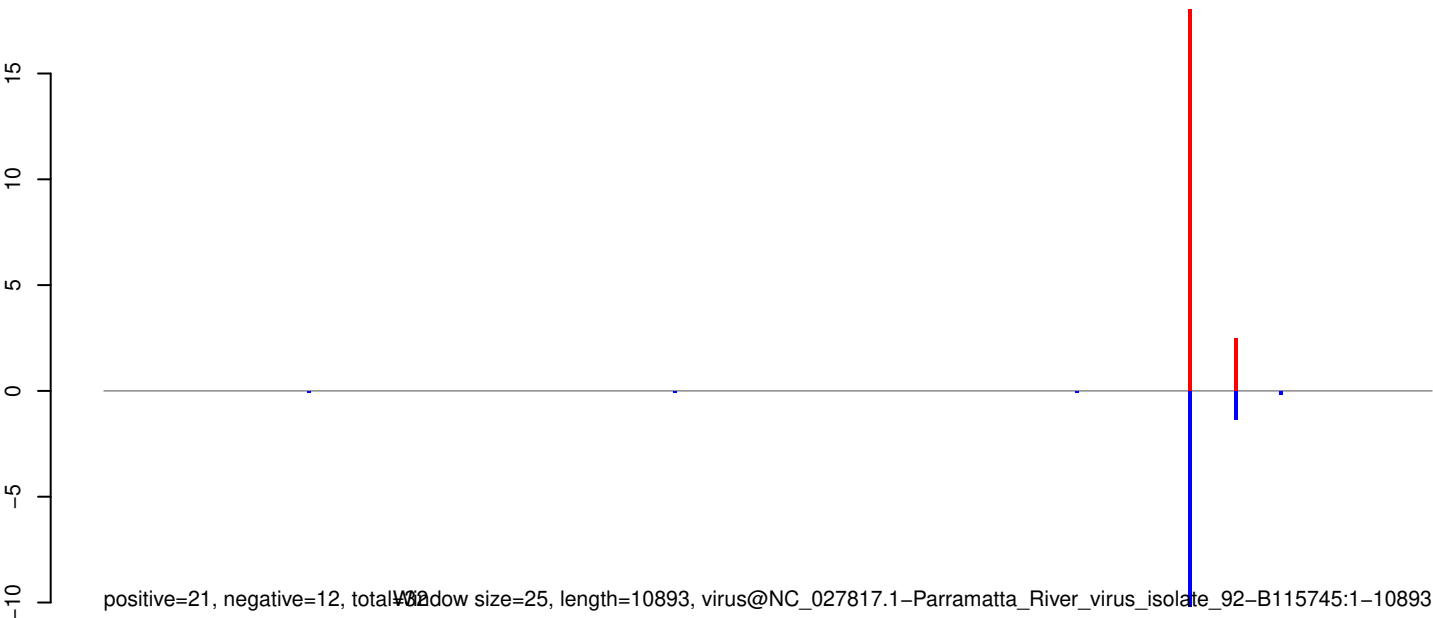
**AeAeg\_Aag2\_Ago2\_SINV\_RA.18\_23.rep**



**AeAeg\_Aag2\_Ago2\_SINV\_RA.24\_35.rep**

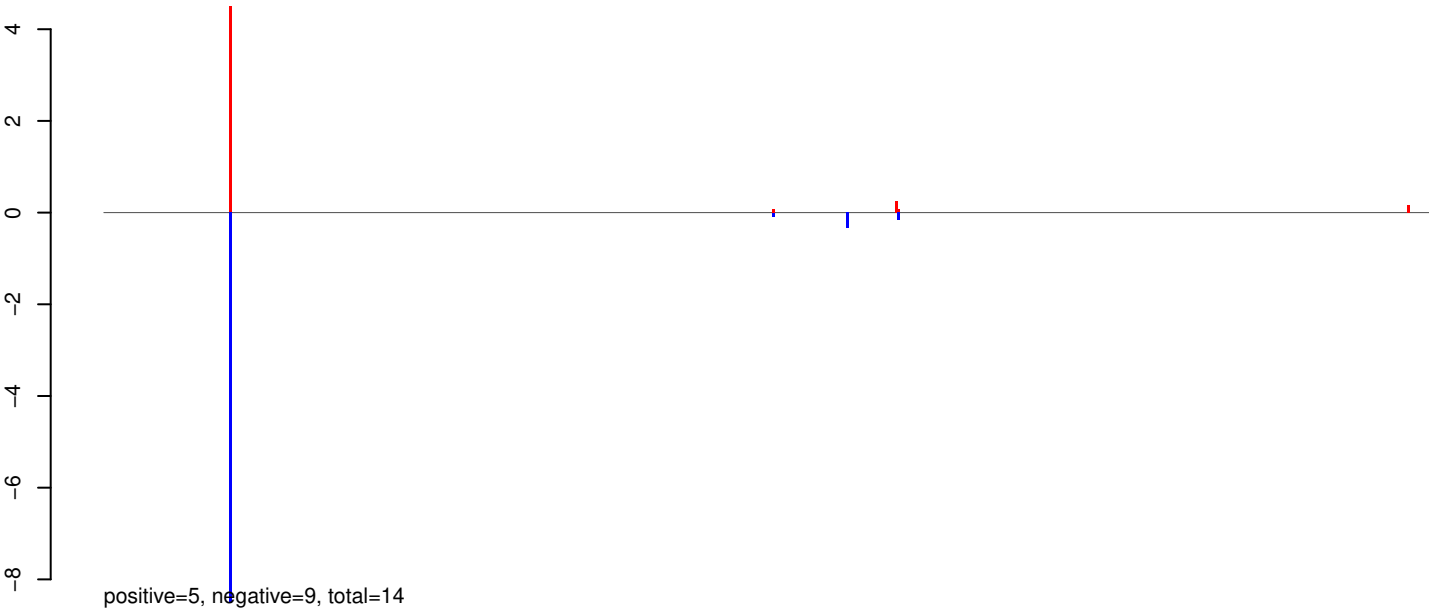


**AeAeg\_Aag2\_Ago2\_SINV\_RA.rep**






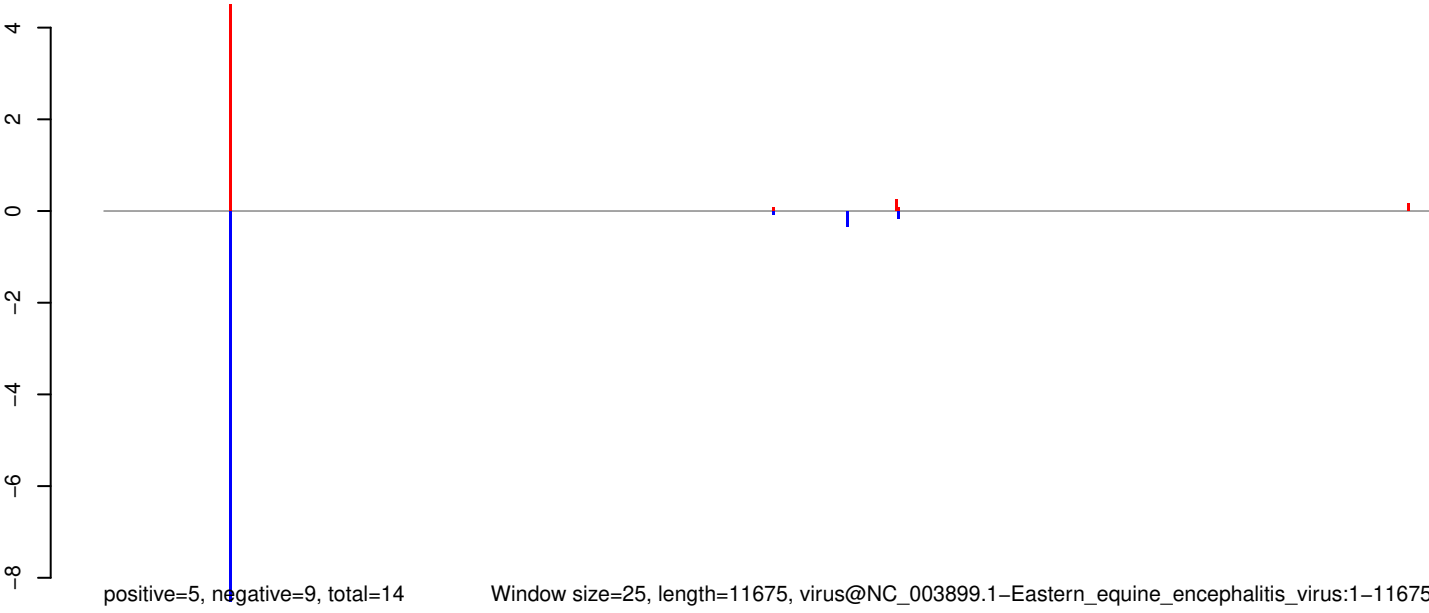
**AeAeg\_Aag2\_Ago2\_SINV\_RA.18\_23.rep**



**AeAeg\_Aag2\_Ago2\_SINV\_RA.24\_35.rep**



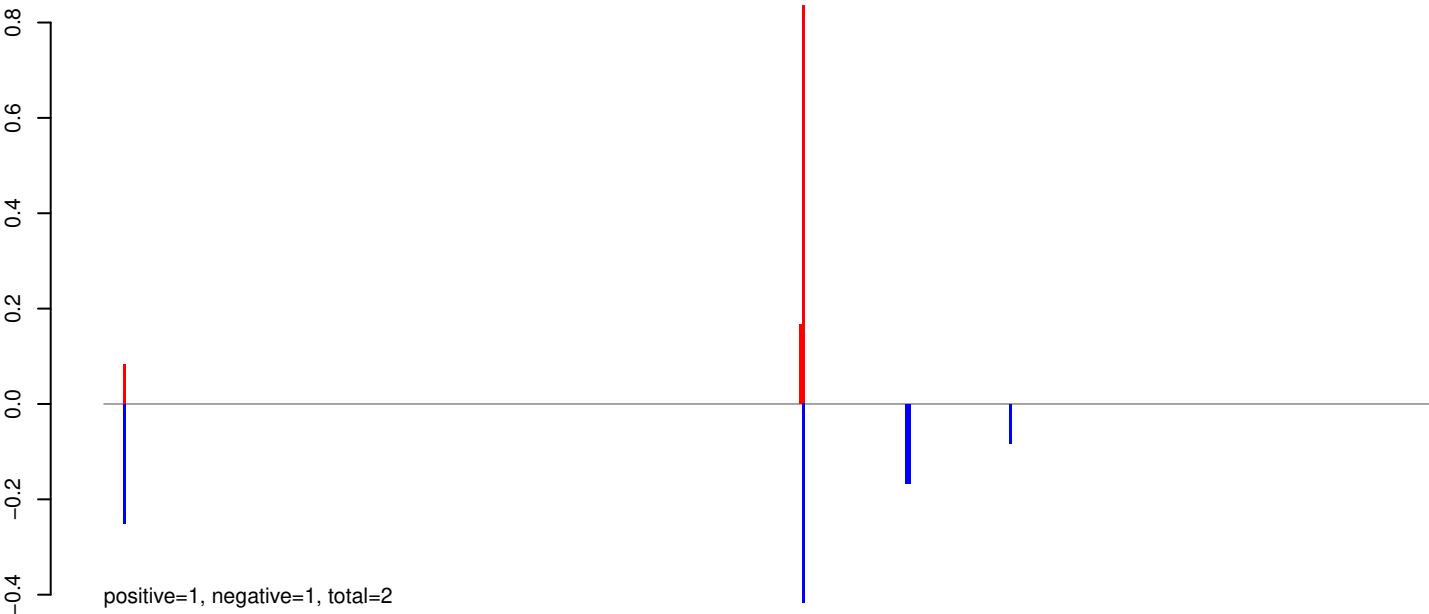
**AeAeg\_Aag2\_Ago2\_SINV\_RA.rep**




Window size=25, length=11675, virus@NC\_003899.1-Eastern\_equine\_encephalitis\_virus:1-11675

0 2000 4000 6000 8000 10000 12000

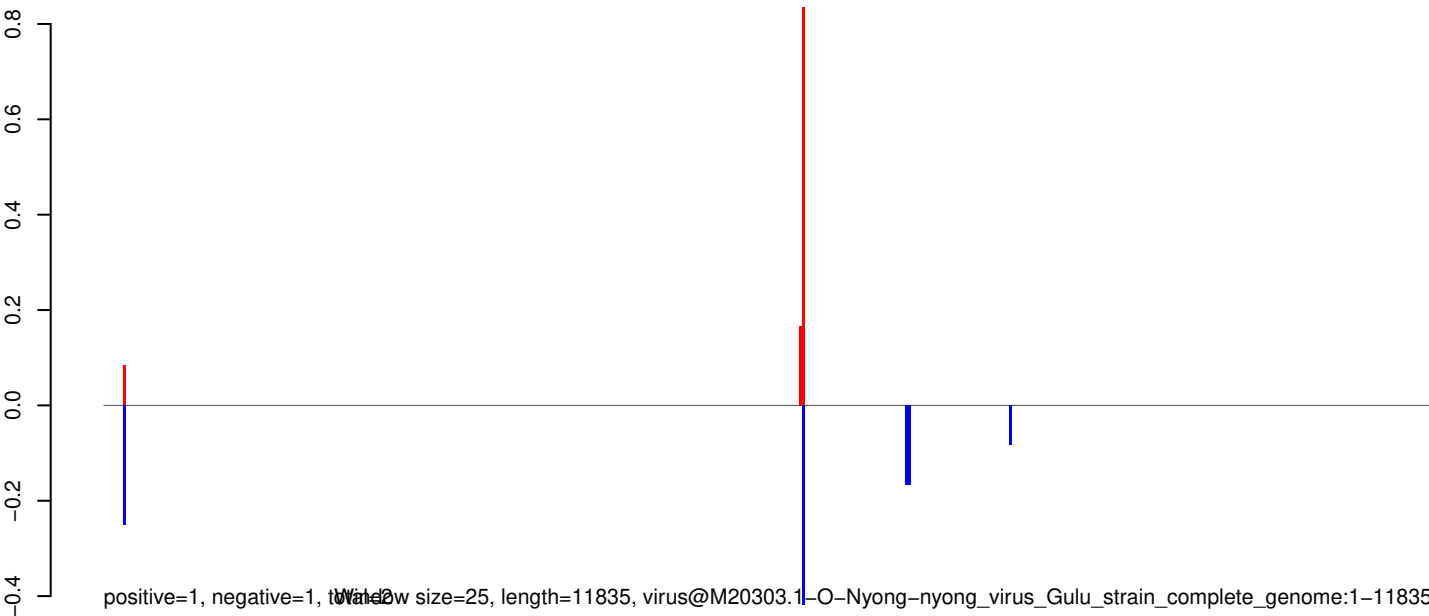
**AeAeg\_Aag2\_Ago2\_SINV\_RA.18\_23.rep**



**AeAeg\_Aag2\_Ago2\_SINV\_RA.24\_35.rep**




**AeAeg\_Aag2\_Ago2\_SINV\_RA.rep**




Window size=25, length=11835, virus@M20303.1-O-Nyong-nyong\_virus\_Gulu\_strain\_complete\_genome:1-11835

**AeAeg\_Aag2\_Ago2\_SINV\_RA.18\_23.rep**



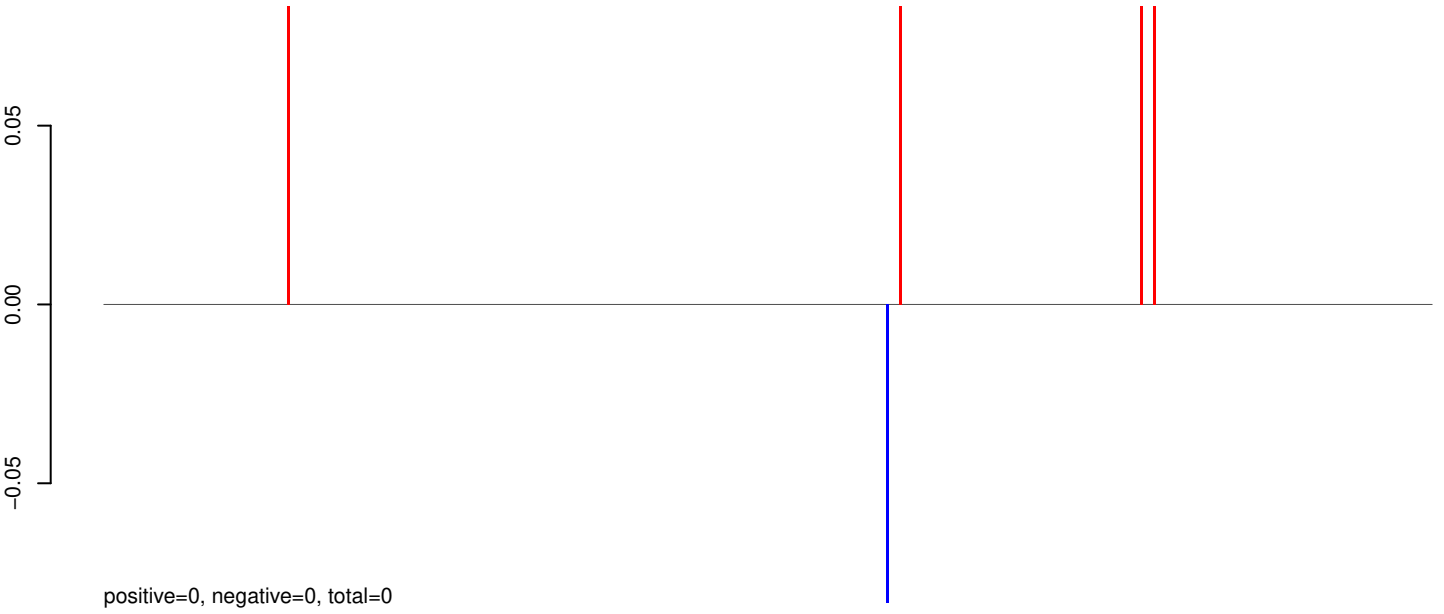
**AeAeg\_Aag2\_Ago2\_SINV\_RA.24\_35.rep**




**AeAeg\_Aag2\_Ago2\_SINV\_RA.rep**



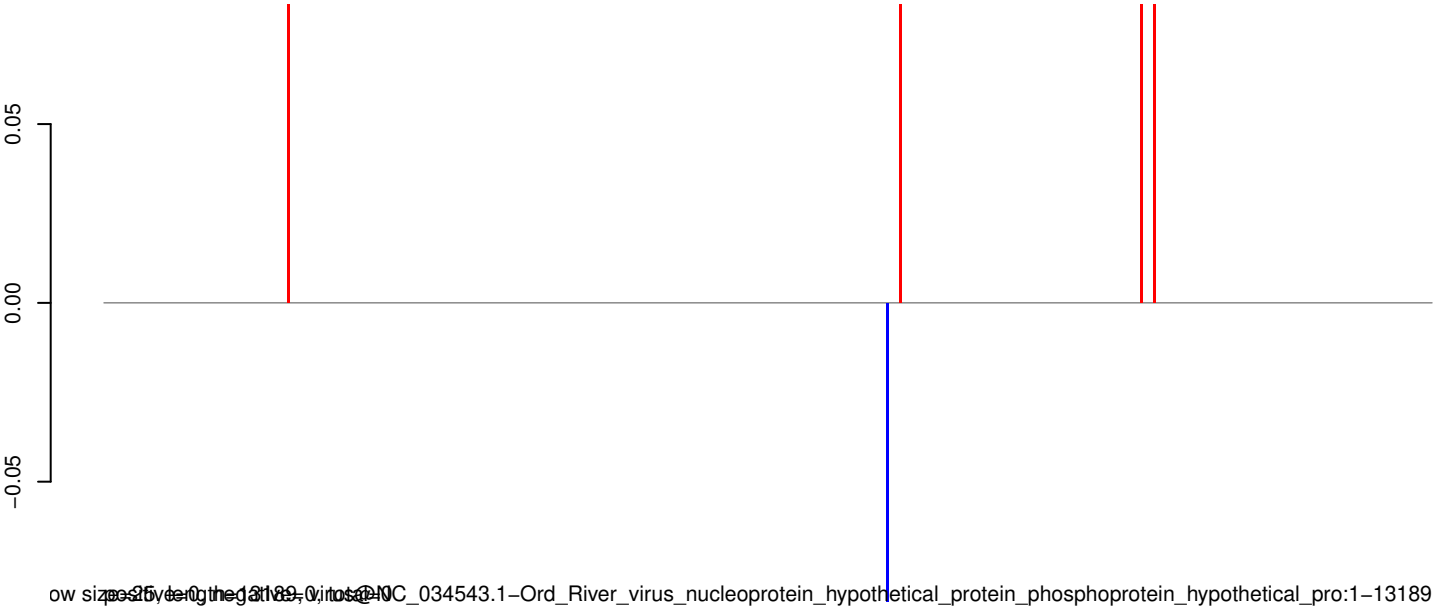
**AeAeg\_Aag2\_Ago2\_SINV\_RA.18\_23.rep**



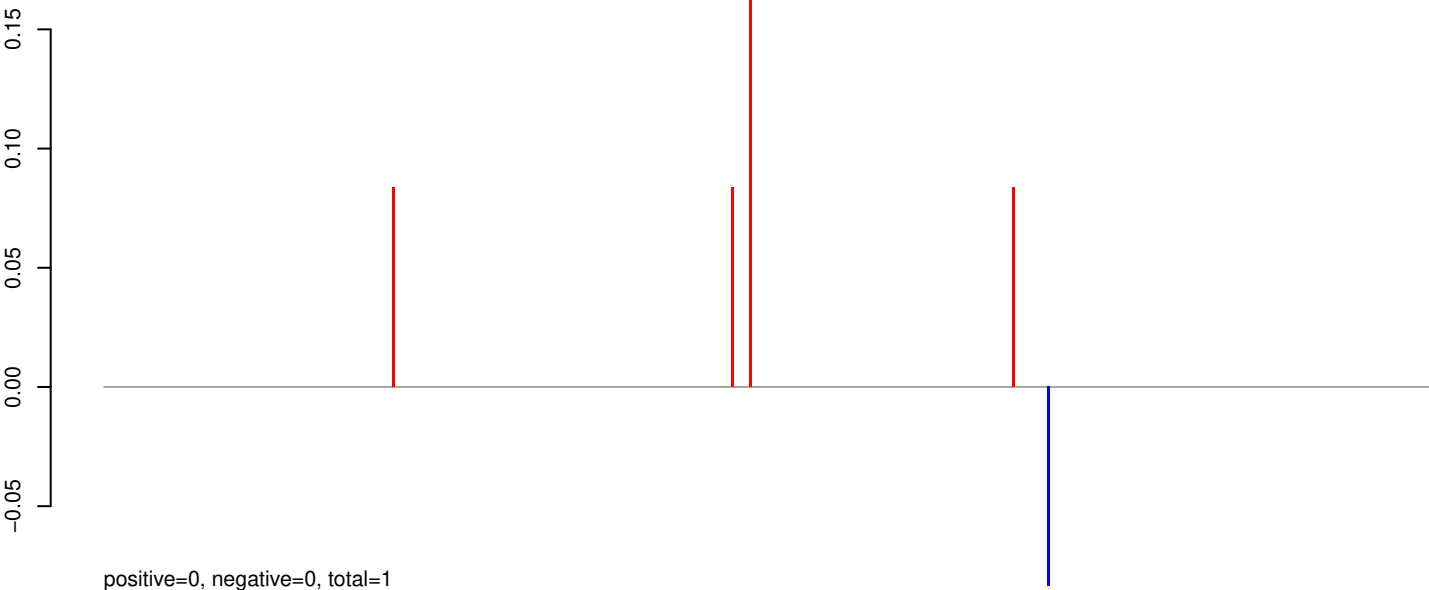
**AeAeg\_Aag2\_Ago2\_SINV\_RA.24\_35.rep**




**AeAeg\_Aag2\_Ago2\_SINV\_RA.rep**



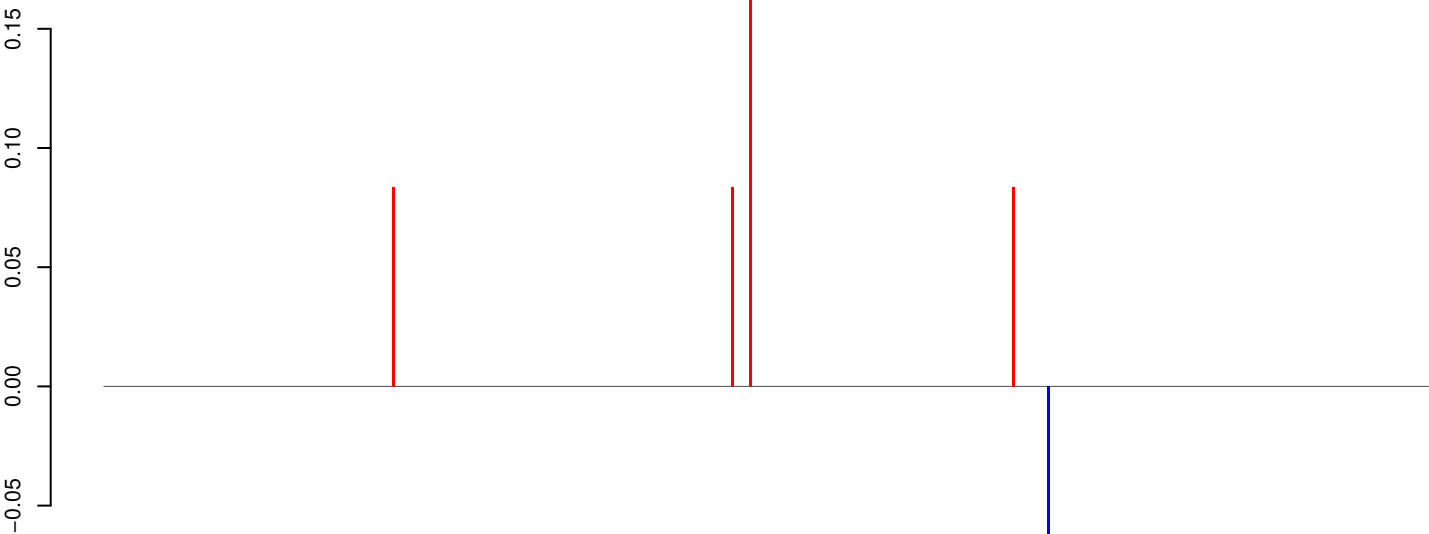
**AeAeg\_Aag2\_Ago2\_SINV\_RA.18\_23.rep**



**AeAeg\_Aag2\_Ago2\_SINV\_RA.24\_35.rep**



**AeAeg\_Aag2\_Ago2\_SINV\_RA.rep**



**AeAeg\_Aag2\_Ago2\_SINV\_RA.18\_23.rep**



**AeAeg\_Aag2\_Ago2\_SINV\_RA.24\_35.rep**



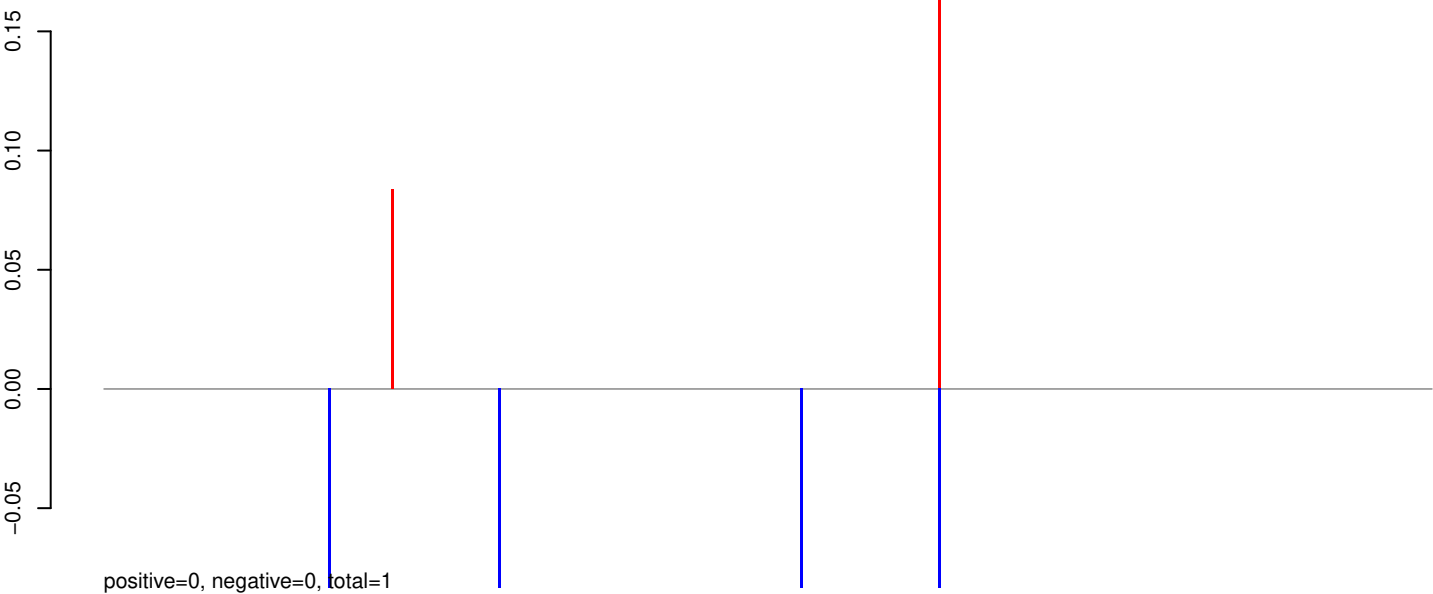
**AeAeg\_Aag2\_Ago2\_SINV\_RA.rep**




Window size=25, length=10158, virus@NC\_030401.1-Hanko\_virus\_polyprotein\_gene:1-10158

0 2000 4000 6000 8000 10000

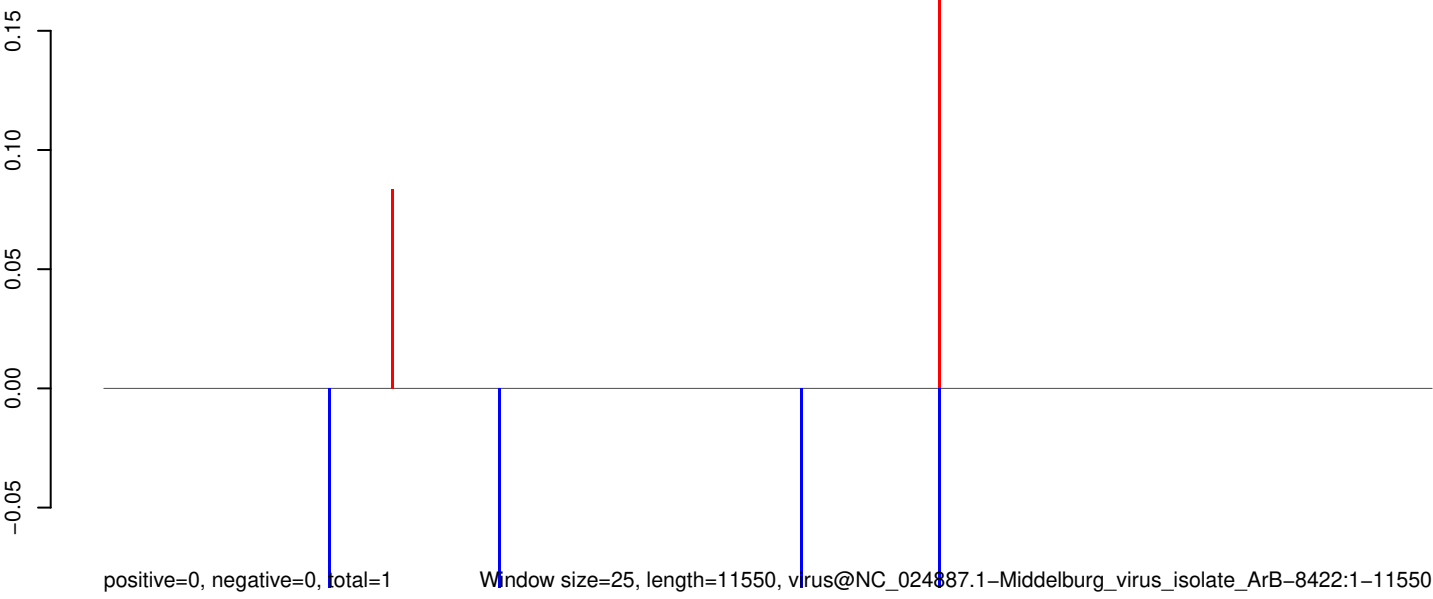
**AeAeg\_Aag2\_Ago2\_SINV\_RA.18\_23.rep**



**AeAeg\_Aag2\_Ago2\_SINV\_RA.24\_35.rep**




**AeAeg\_Aag2\_Ago2\_SINV\_RA.rep**




Window size=25, length=11550, virus@NC\_024887.1-Middelburg\_virus\_isolate\_ArB-8422:1-11550

0 2000 4000 6000 8000 10000 12000

**AeAeg\_Aag2\_Ago2\_SINV\_RA.18\_23.rep**



**AeAeg\_Aag2\_Ago2\_SINV\_RA.24\_35.rep**



**AeAeg\_Aag2\_Ago2\_SINV\_RA.rep**

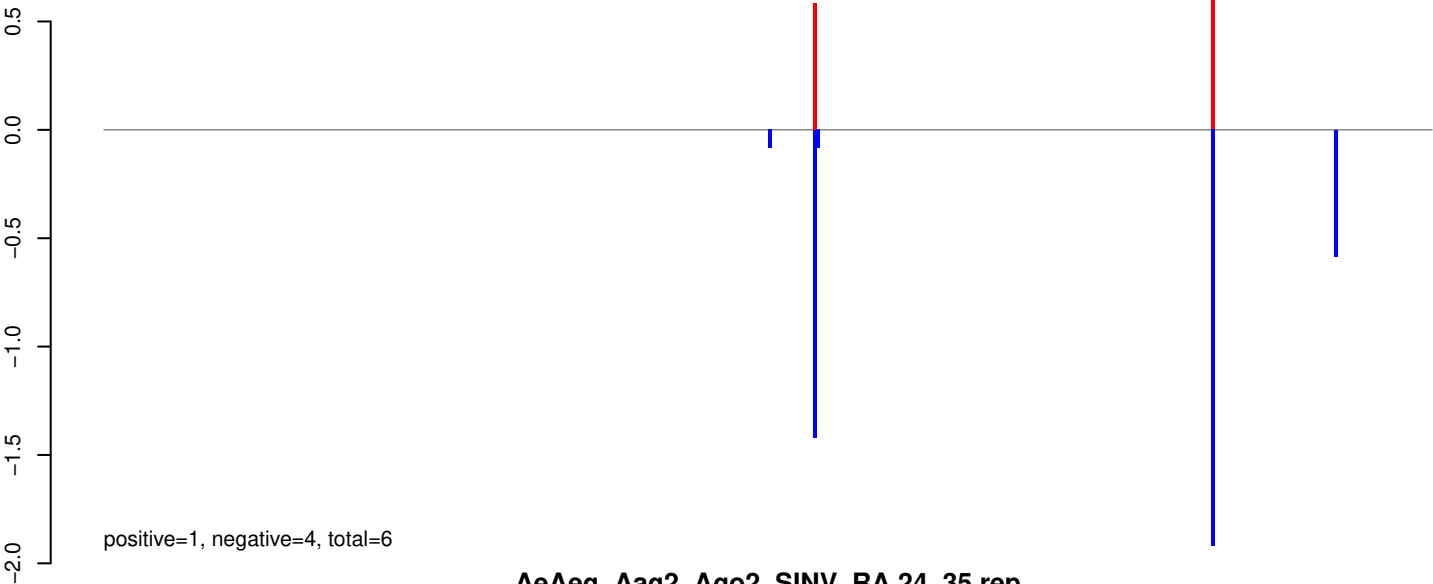


Window size=25, length=10865, virus@NC\_021069.1-Mosquito\_flavivirus\_isolate\_LSFlaviV-A20-09:1-10865


0 2000 4000 6000 8000 10000



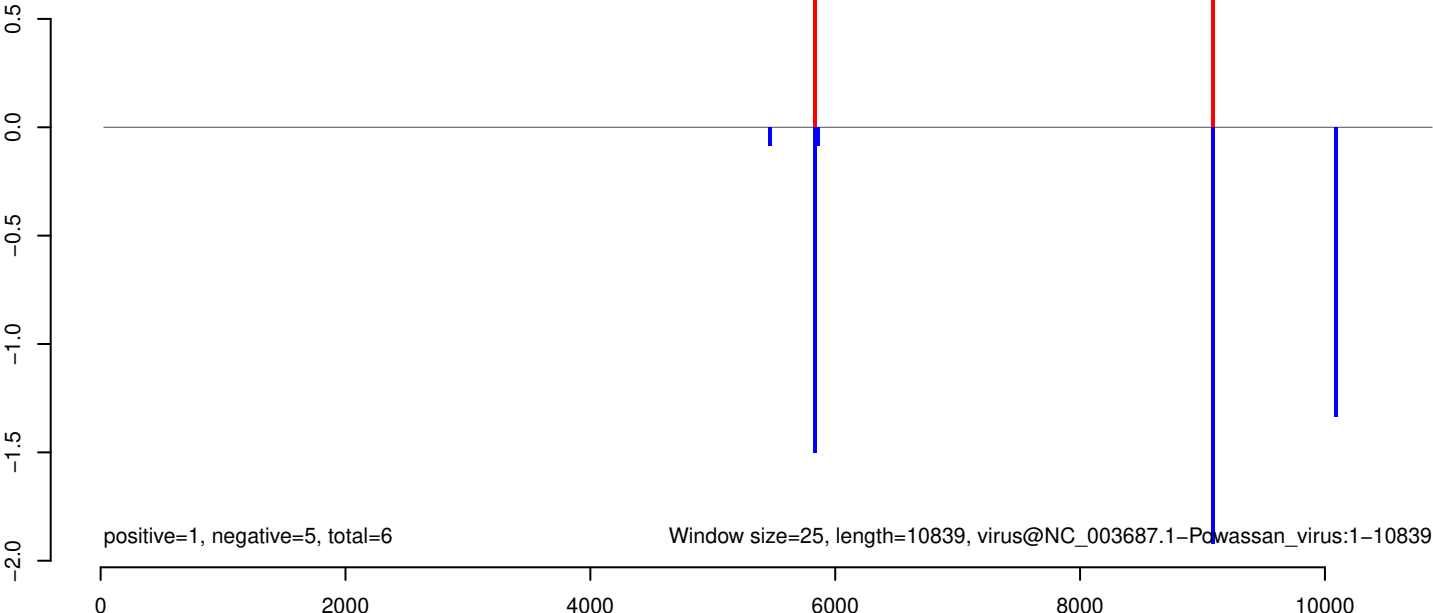
**AeAeg\_Aag2\_Ago2\_SINV\_RA.18\_23.rep**



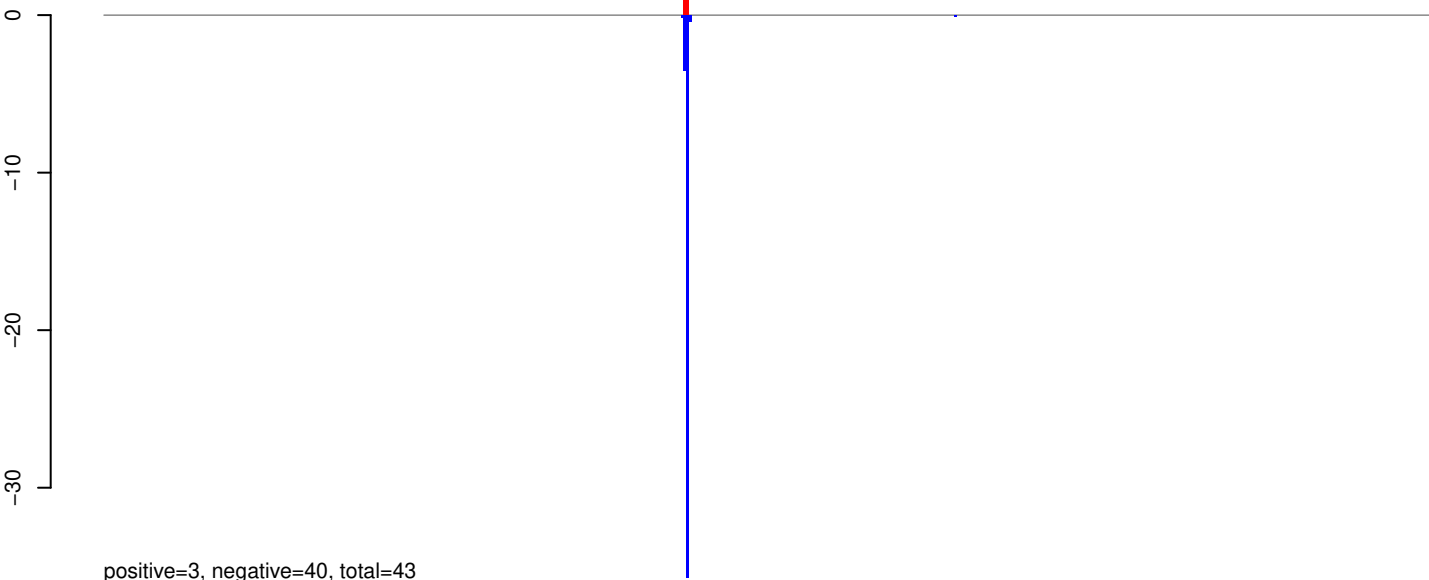
**AeAeg\_Aag2\_Ago2\_SINV\_RA.24\_35.rep**



**AeAeg\_Aag2\_Ago2\_SINV\_RA.rep**




**AeAeg\_Aag2\_Ago2\_SINV\_RA.18\_23.rep**



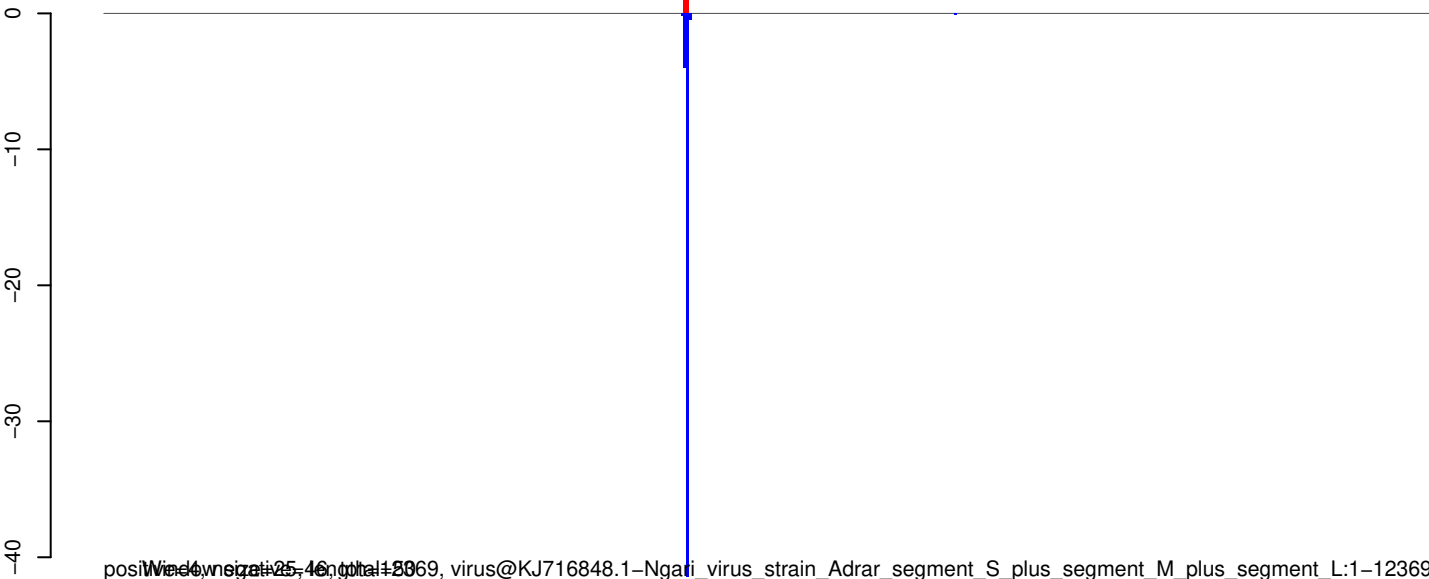
positive=3, negative=40, total=43

**AeAeg\_Aag2\_Ago2\_SINV\_RA.24\_35.rep**



positive=0, negative=6, total=7

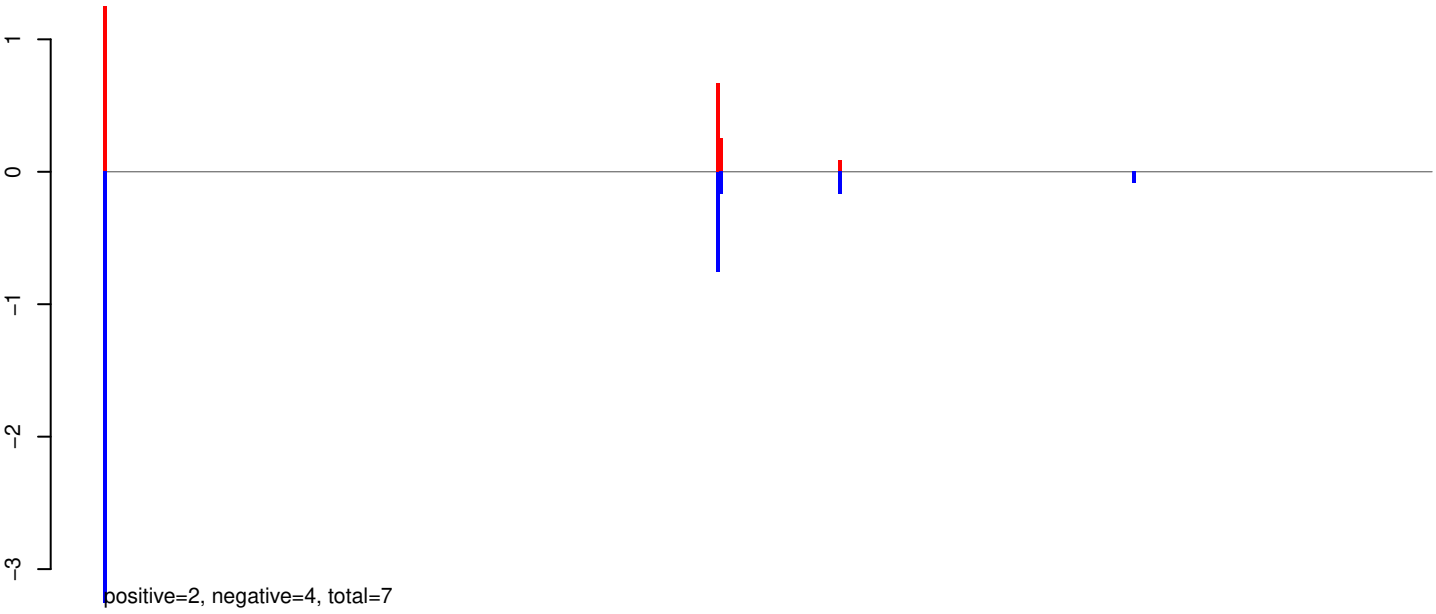
**AeAeg\_Aag2\_Ago2\_SINV\_RA.rep**




Widespread, size=25, 46, total=71, virus@KJ716848.1-Ngari\_virus\_strain\_Adrar\_segment\_S\_plus\_segment\_M\_plus\_segment\_L:1-12369

0 2000 4000 6000 8000 10000 12000

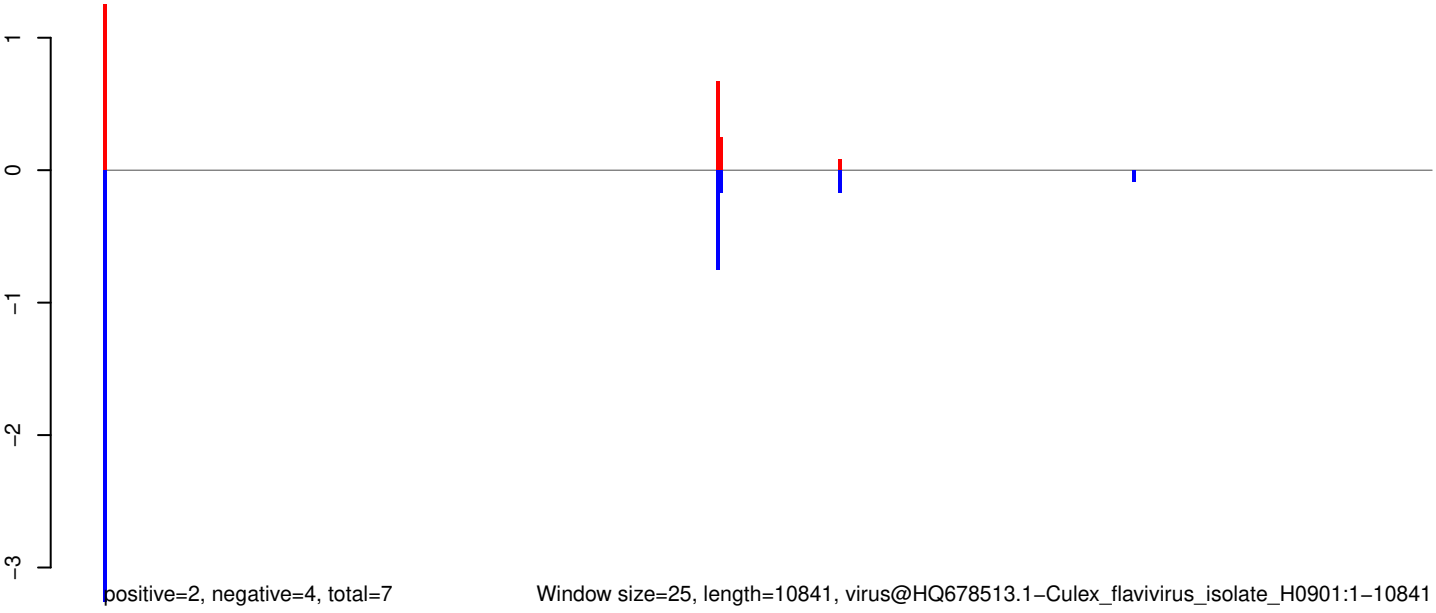
**AeAeg\_Aag2\_Ago2\_SINV\_RA.18\_23.rep**



**AeAeg\_Aag2\_Ago2\_SINV\_RA.24\_35.rep**




**AeAeg\_Aag2\_Ago2\_SINV\_RA.rep**




Window size=25, length=10841, virus@HQ678513.1-Culex\_flavivirus\_isolate\_H0901:1-10841

**AeAeg\_Aag2\_Ago2\_SINV\_RA.18\_23.rep**



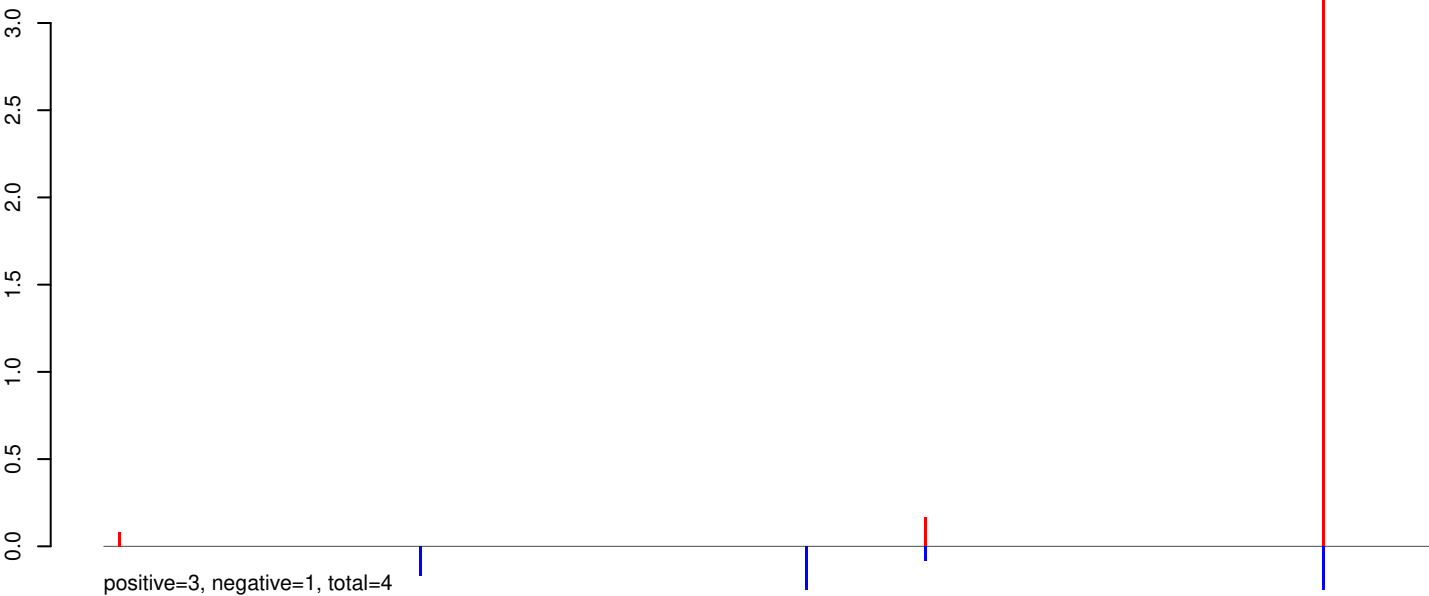
**AeAeg\_Aag2\_Ago2\_SINV\_RA.24\_35.rep**




**AeAeg\_Aag2\_Ago2\_SINV\_RA.rep**



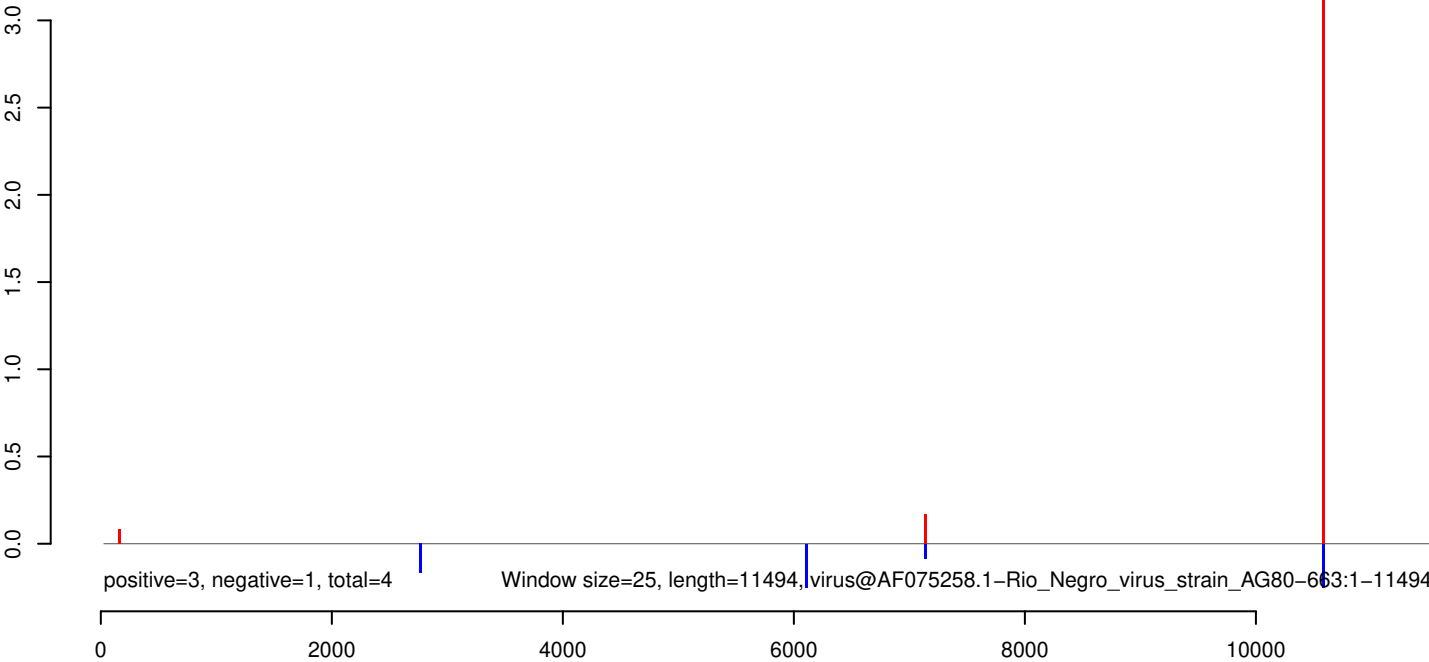
**AeAeg\_Aag2\_Ago2\_SINV\_RA.18\_23.rep**




**AeAeg\_Aag2\_Ago2\_SINV\_RA.24\_35.rep**




**AeAeg\_Aag2\_Ago2\_SINV\_RA.rep**



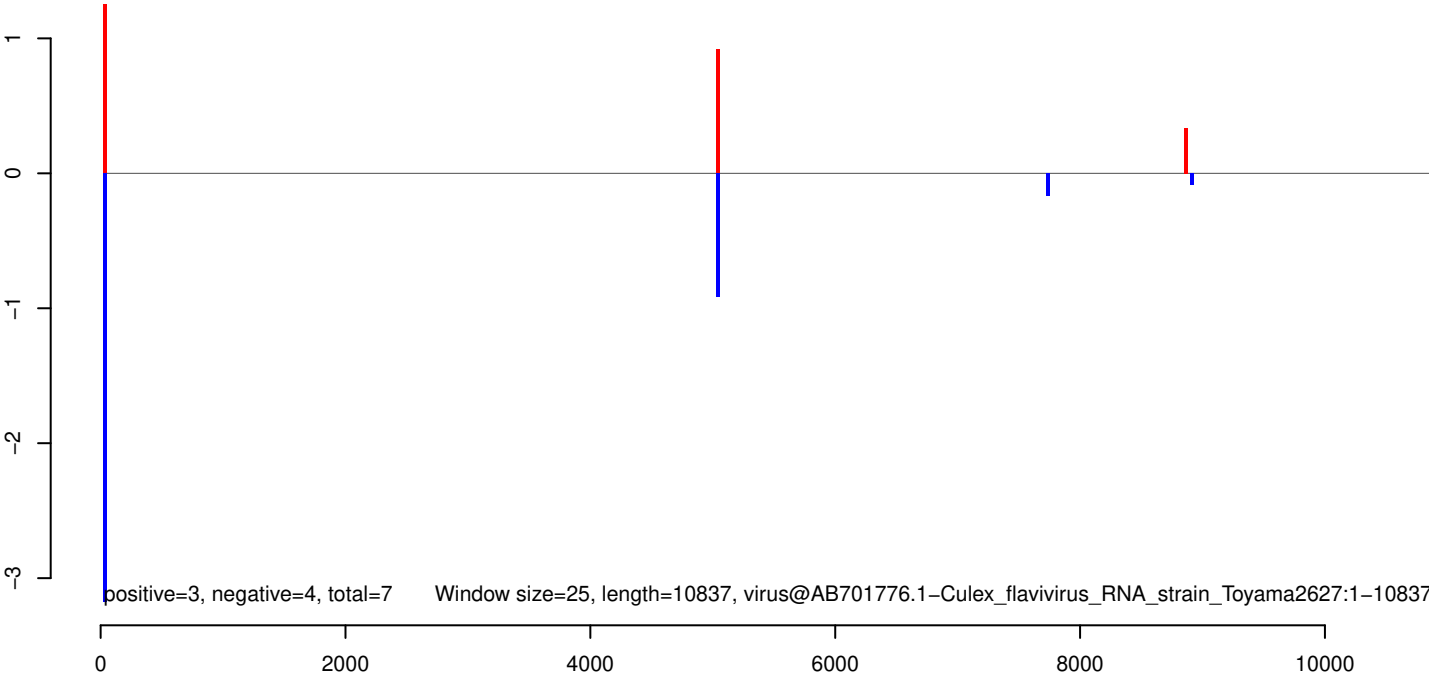
**AeAeg\_Aag2\_Ago2\_SINV\_RA.18\_23.rep**



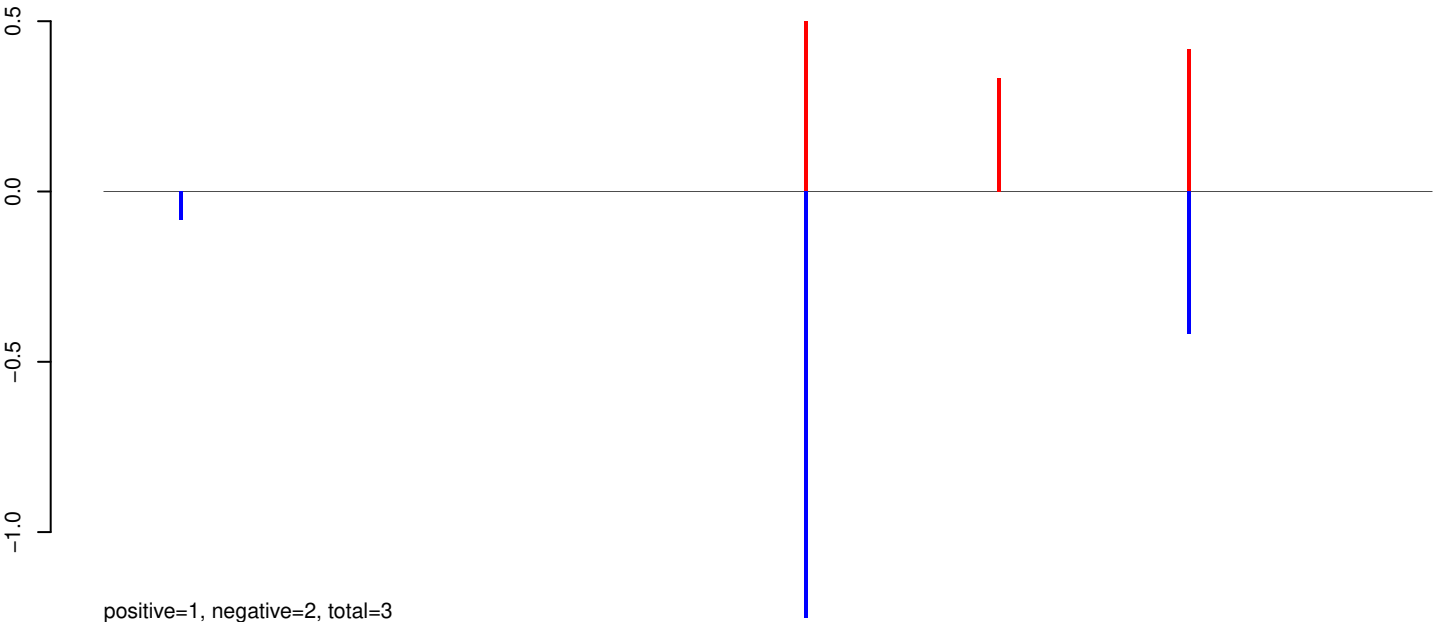
**AeAeg\_Aag2\_Ago2\_SINV\_RA.24\_35.rep**



**AeAeg\_Aag2\_Ago2\_SINV\_RA.rep**




**AeAeg\_Aag2\_Ago2\_SINV\_RA.18\_23.rep**



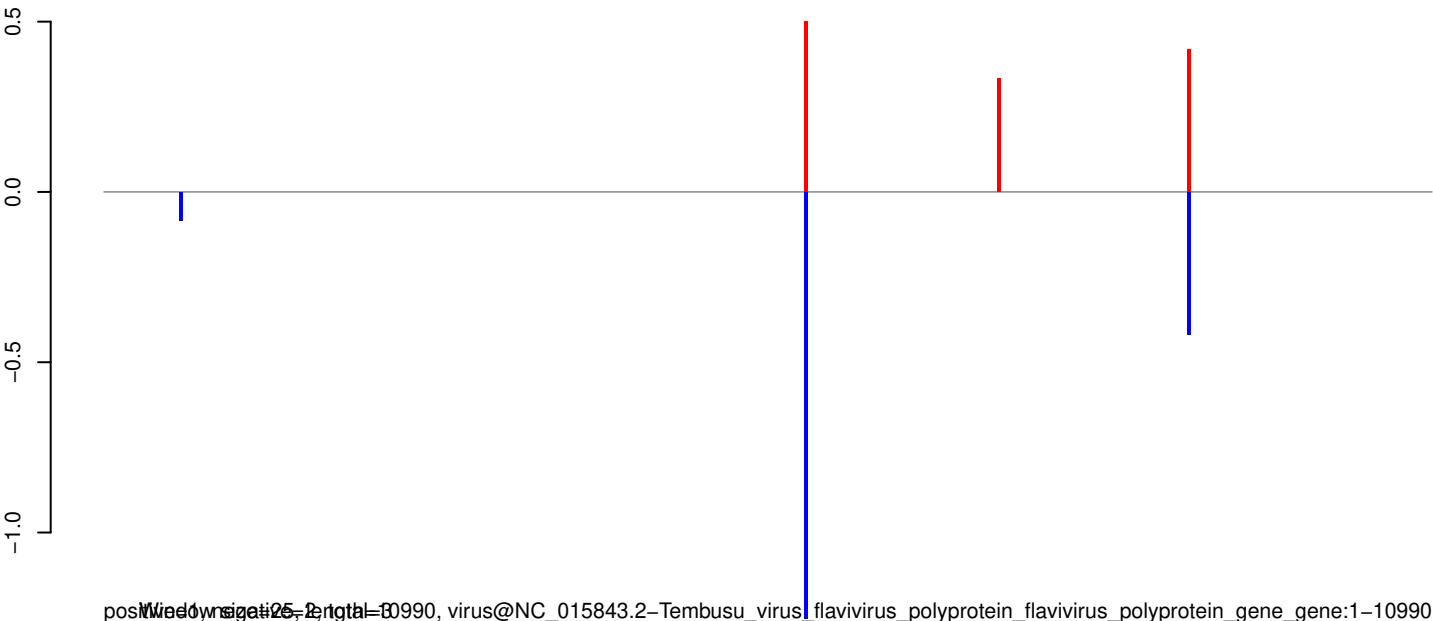
positive=1, negative=2, total=3

**AeAeg\_Aag2\_Ago2\_SINV\_RA.24\_35.rep**



positive=0, negative=0, total=0


**AeAeg\_Aag2\_Ago2\_SINV\_RA.rep**




positive=2, negative=3, total=5  
Windows size=25, length=10990, virus@NC\_015843.2-Tembusu\_virus\_flavivirus\_polyprotein\_flavivirus\_polyprotein\_gene\_gene:1-10990

0 2000 4000 6000 8000 10000

**AeAeg\_Aag2\_Ago2\_SINV\_RA.18\_23.rep**



**AeAeg\_Aag2\_Ago2\_SINV\_RA.24\_35.rep**




**AeAeg\_Aag2\_Ago2\_SINV\_RA.rep**







**AeAeg\_Aag2\_Ago2\_SINV\_RA.18\_23.rep**



**AeAeg\_Aag2\_Ago2\_SINV\_RA.24\_35.rep**




**AeAeg\_Aag2\_Ago2\_SINV\_RA.rep**




Window size=25, length=10735, virus@NC\_001477.1-Dengue\_virus\_1:1-10735

0 2000 4000 6000 8000 10000

**AeAeg\_Aag2\_Ago2\_SINV\_RA.18\_23.rep**



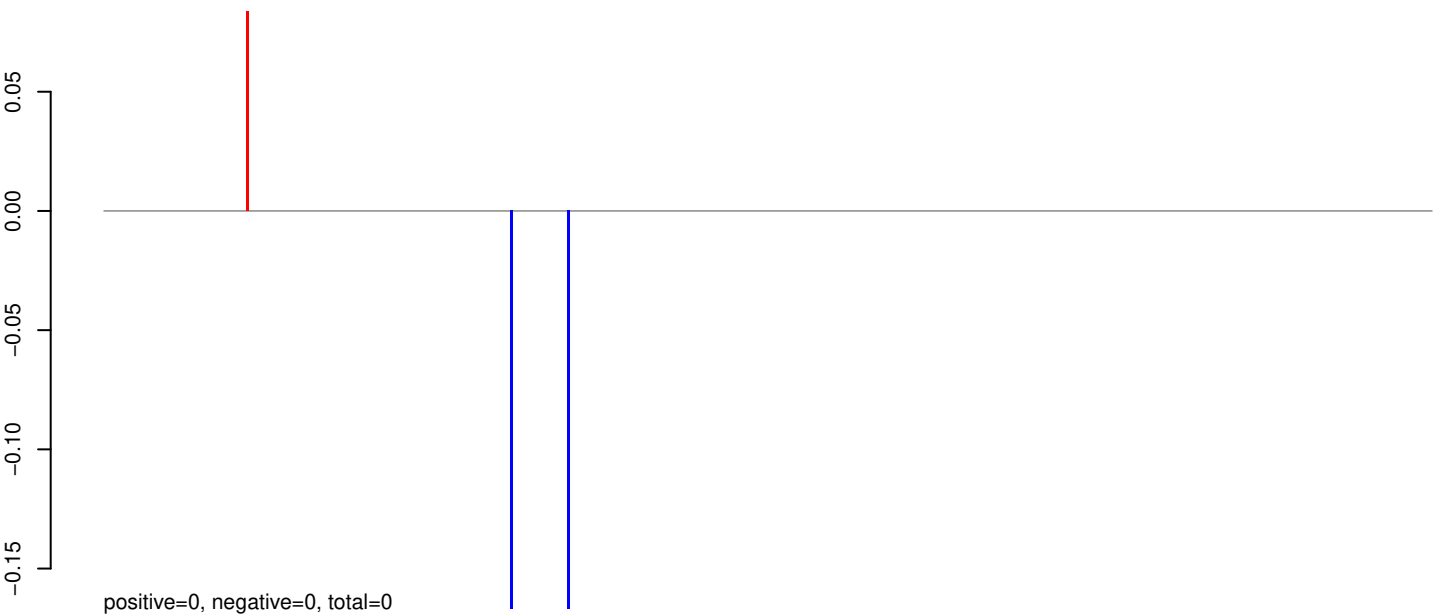
**AeAeg\_Aag2\_Ago2\_SINV\_RA.24\_35.rep**



**AeAeg\_Aag2\_Ago2\_SINV\_RA.rep**



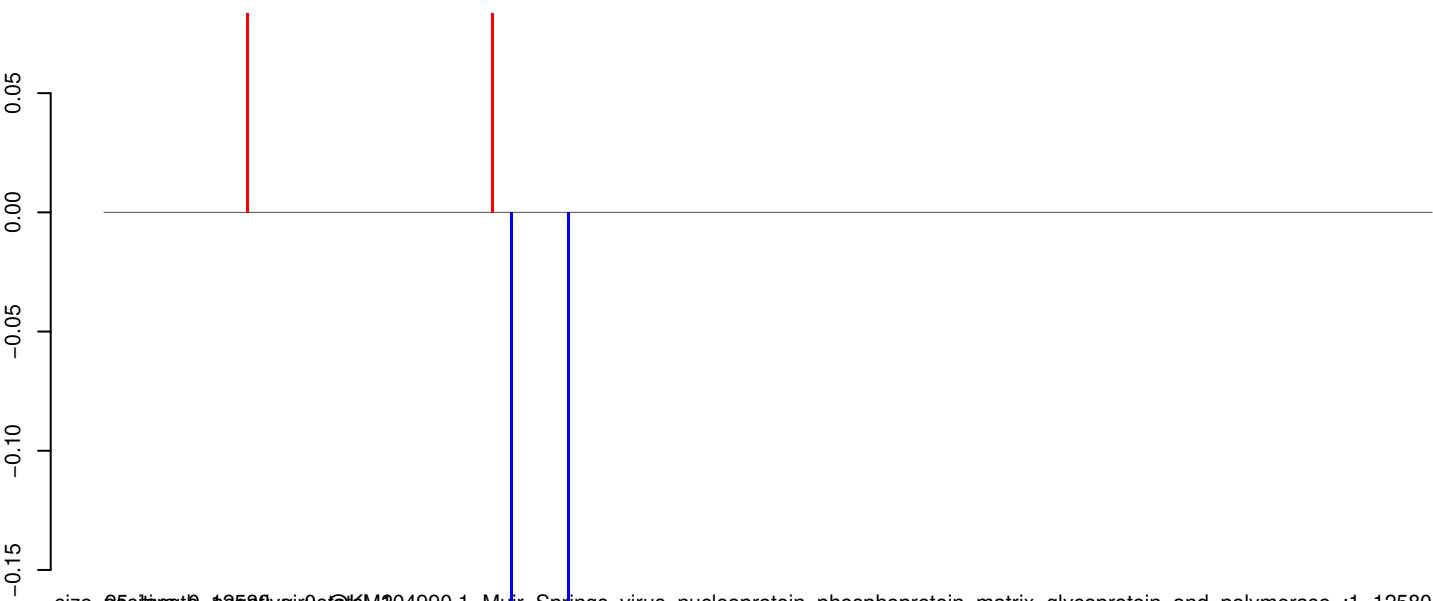
**AeAeg\_Aag2\_Ago2\_SINV\_RA.18\_23.rep**




**AeAeg\_Aag2\_Ago2\_SINV\_RA.24\_35.rep**



**AeAeg\_Aag2\_Ago2\_SINV\_RA.rep**




**AeAeg\_Aag2\_Ago2\_SINV\_RA.18\_23.rep**



**AeAeg\_Aag2\_Ago2\_SINV\_RA.24\_35.rep**



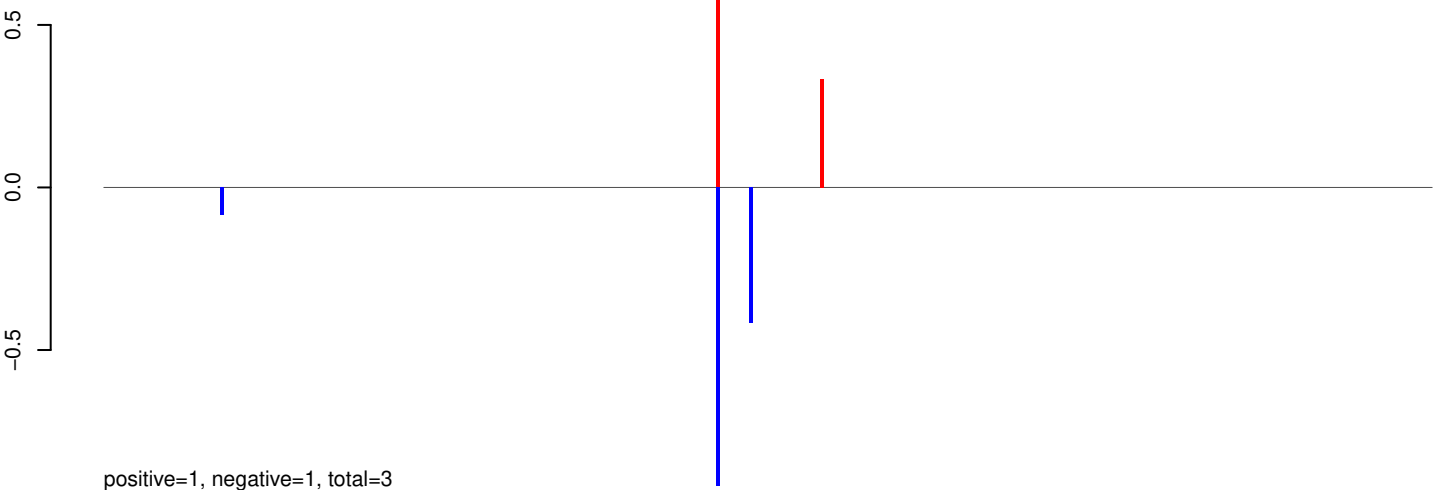
**AeAeg\_Aag2\_Ago2\_SINV\_RA.rep**




Window size=25, length=10837, virus@FJ663034.1-Culex\_flavivirus\_isolate\_lowa07:1-10837

0 2000 4000 6000 8000 10000

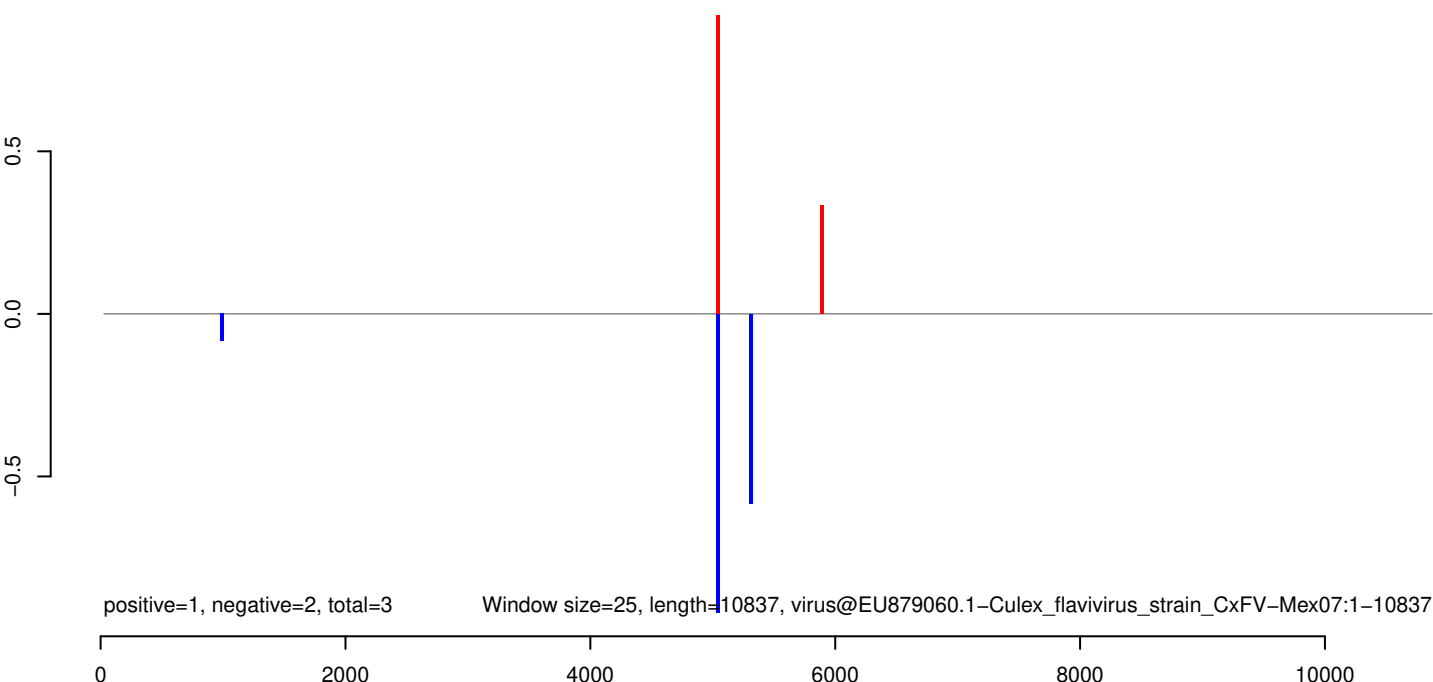
**AeAeg\_Aag2\_Ago2\_SINV\_RA.18\_23.rep**




**AeAeg\_Aag2\_Ago2\_SINV\_RA.24\_35.rep**



**AeAeg\_Aag2\_Ago2\_SINV\_RA.rep**




**AeAeg\_Aag2\_Ago2\_SINV\_RA.18\_23.rep**



**AeAeg\_Aag2\_Ago2\_SINV\_RA.24\_35.rep**




**AeAeg\_Aag2\_Ago2\_SINV\_RA.rep**




Window size=25, length=11391, virus@AF075253.1-Mucambo\_virus\_strain\_Mucambo\_BeAn\_8:1-11391

0 2000 4000 6000 8000 10000

**AeAeg\_Aag2\_Ago2\_SINV\_RA.18\_23.rep**



**AeAeg\_Aag2\_Ago2\_SINV\_RA.24\_35.rep**




**AeAeg\_Aag2\_Ago2\_SINV\_RA.rep**




Window size=25, length=10837, virus@AB262759.2-Culex\_flavivirus\_genomic\_RNA\_strain\_Tokyo:1-10837

**AeAeg\_Aag2\_Ago2\_SINV\_RA.18\_23.rep**



**AeAeg\_Aag2\_Ago2\_SINV\_RA.24\_35.rep**

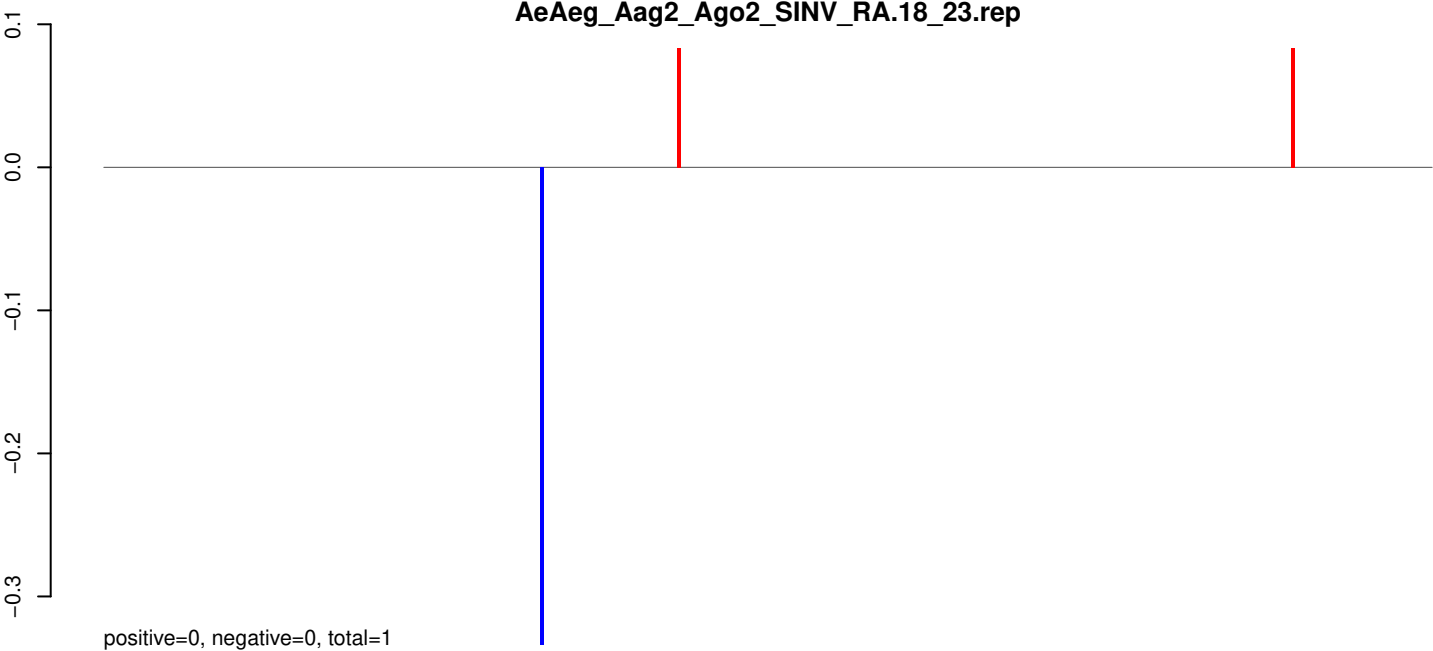


**AeAeg\_Aag2\_Ago2\_SINV\_RA.rep**






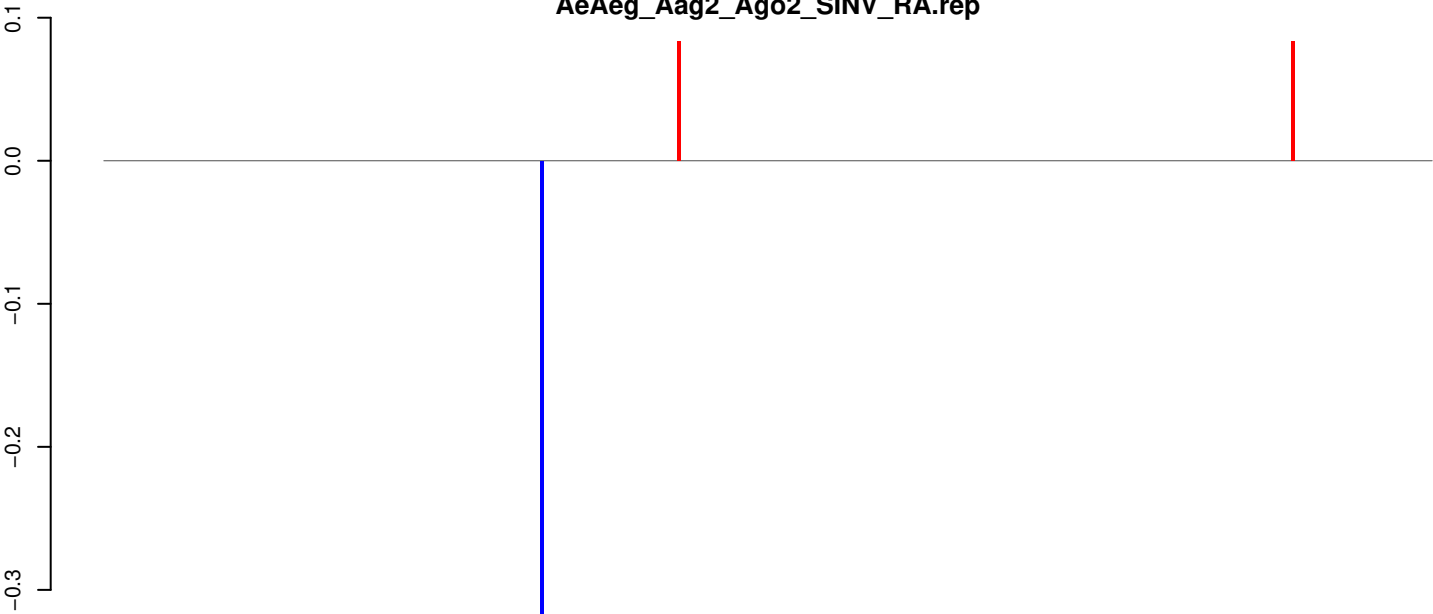
**AeAeg\_Aag2\_Ago2\_SINV\_RA.18\_23.rep**



**AeAeg\_Aag2\_Ago2\_SINV\_RA.24\_35.rep**




**AeAeg\_Aag2\_Ago2\_SINV\_RA.rep**




Window size=25, length=10869, virus@NC\_031957.1-UNVERIFIED\_Coot\_Bay\_virus\_strain\_EVG5-53:1-10869

0 2000 4000 6000 8000 10000

**AeAeg\_Aag2\_Ago2\_SINV\_RA.18\_23.rep**



**AeAeg\_Aag2\_Ago2\_SINV\_RA.24\_35.rep**



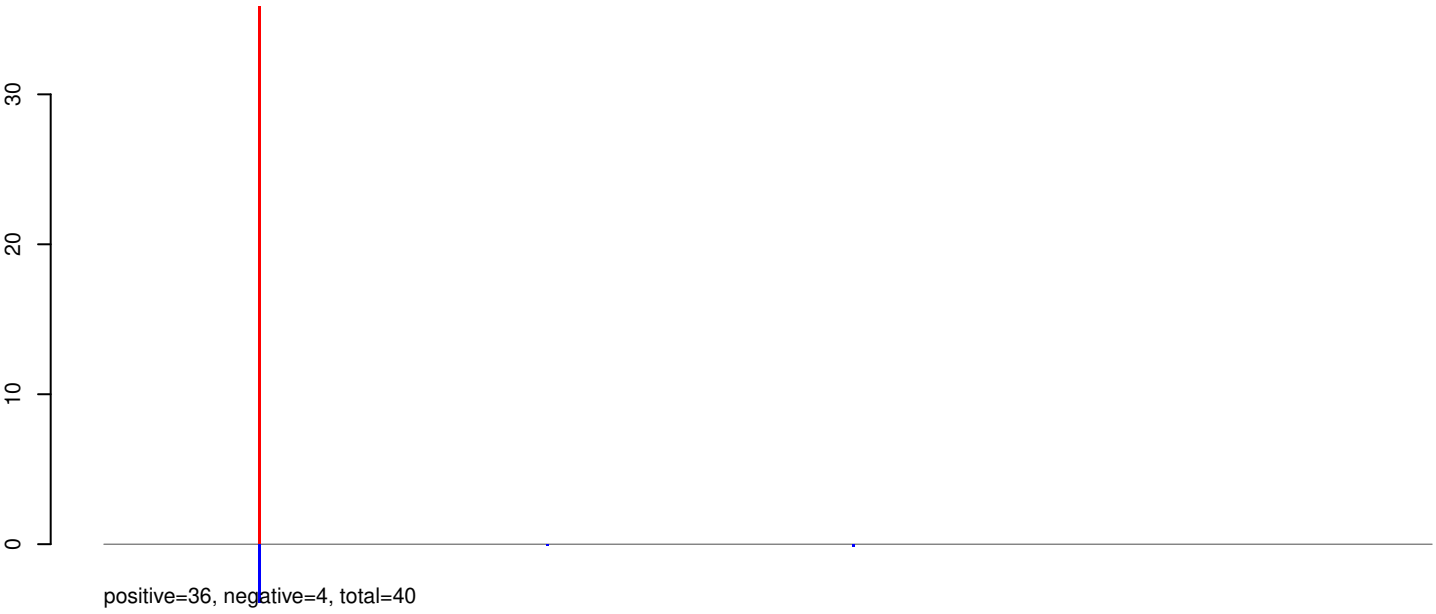
**AeAeg\_Aag2\_Ago2\_SINV\_RA.rep**



Window size=25, length=10588, virus@NC\_031327.1-Anopheles\_flavivirus\_variant\_1:1-10588

0 2000 4000 6000 8000 10000


**AeAeg\_Aag2\_Ago2\_SINV\_RA.18\_23.rep**




**AeAeg\_Aag2\_Ago2\_SINV\_RA.24\_35.rep**




**AeAeg\_Aag2\_Ago2\_SINV\_RA.rep**



**AeAeg\_Aag2\_Ago2\_SINV\_RA.18\_23.rep**



**AeAeg\_Aag2\_Ago2\_SINV\_RA.24\_35.rep**




**AeAeg\_Aag2\_Ago2\_SINV\_RA.rep**




Window size=25, length=10125, virus@NC\_026620.1-Jutiapa\_virus\_strain\_JG-128:1-10125

0 2000 4000 6000 8000 10000

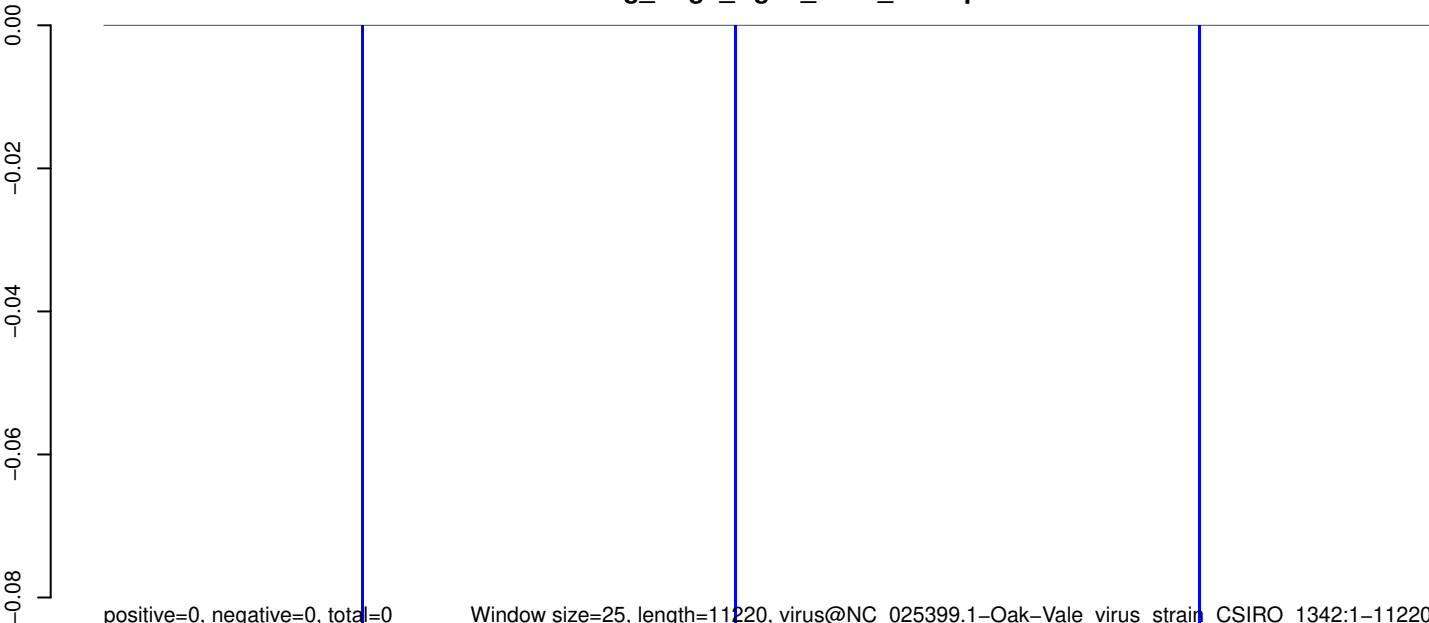
**AeAeg\_Aag2\_Ago2\_SINV\_RA.18\_23.rep**



**AeAeg\_Aag2\_Ago2\_SINV\_RA.24\_35.rep**




**AeAeg\_Aag2\_Ago2\_SINV\_RA.rep**




0 2000 4000 6000 8000 10000

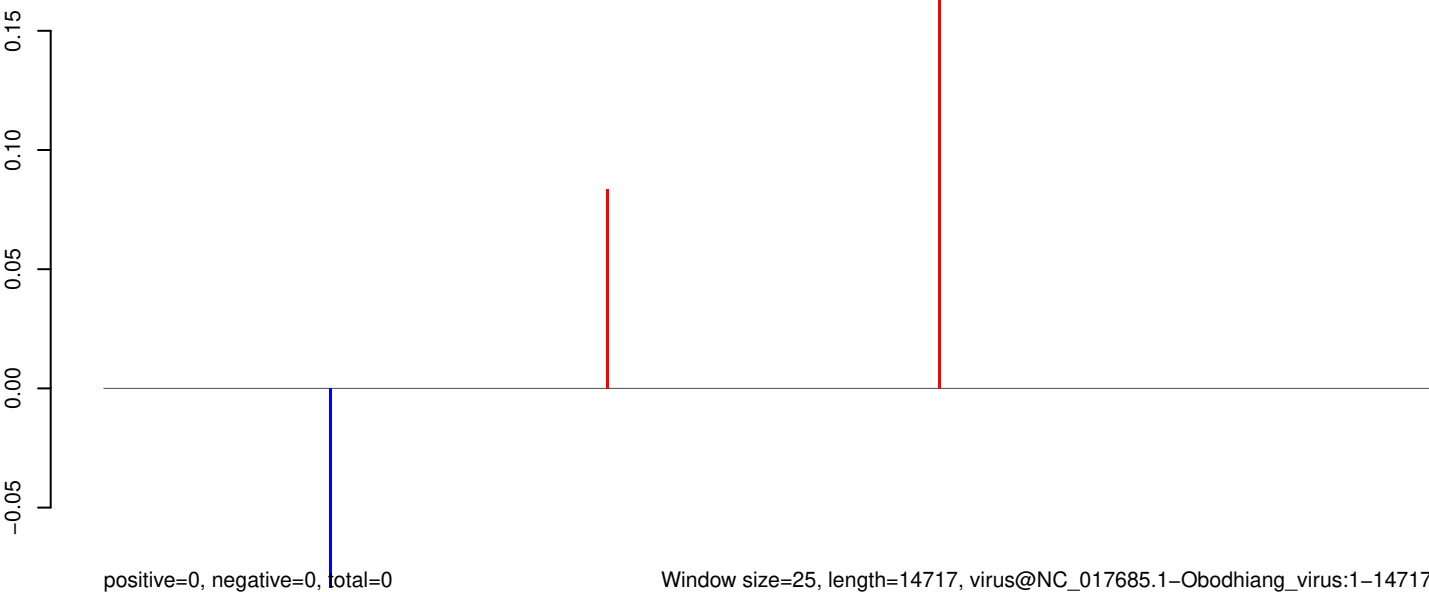
**AeAeg\_Aag2\_Ago2\_SINV\_RA.18\_23.rep**



**AeAeg\_Aag2\_Ago2\_SINV\_RA.24\_35.rep**




**AeAeg\_Aag2\_Ago2\_SINV\_RA.rep**




Window size=25, length=14717, virus@NC\_017685.1-Obodhiang\_virus:1-14717

0 5000 10000 15000

**AeAeg\_Aag2\_Ago2\_SINV\_RA.18\_23.rep**



**AeAeg\_Aag2\_Ago2\_SINV\_RA.24\_35.rep**




**AeAeg\_Aag2\_Ago2\_SINV\_RA.rep**




Window size=25, length=10874, virus@NC\_009029.2-Kokobera\_virus:1-10874

0 2000 4000 6000 8000 10000

**AeAeg\_Aag2\_Ago2\_SINV\_RA.18\_23.rep**



**AeAeg\_Aag2\_Ago2\_SINV\_RA.24\_35.rep**



**AeAeg\_Aag2\_Ago2\_SINV\_RA.rep**




Window size=25, length=10755, virus@NC\_009028.2-Ilheus\_virus:1-10755


0 2000 4000 6000 8000 10000



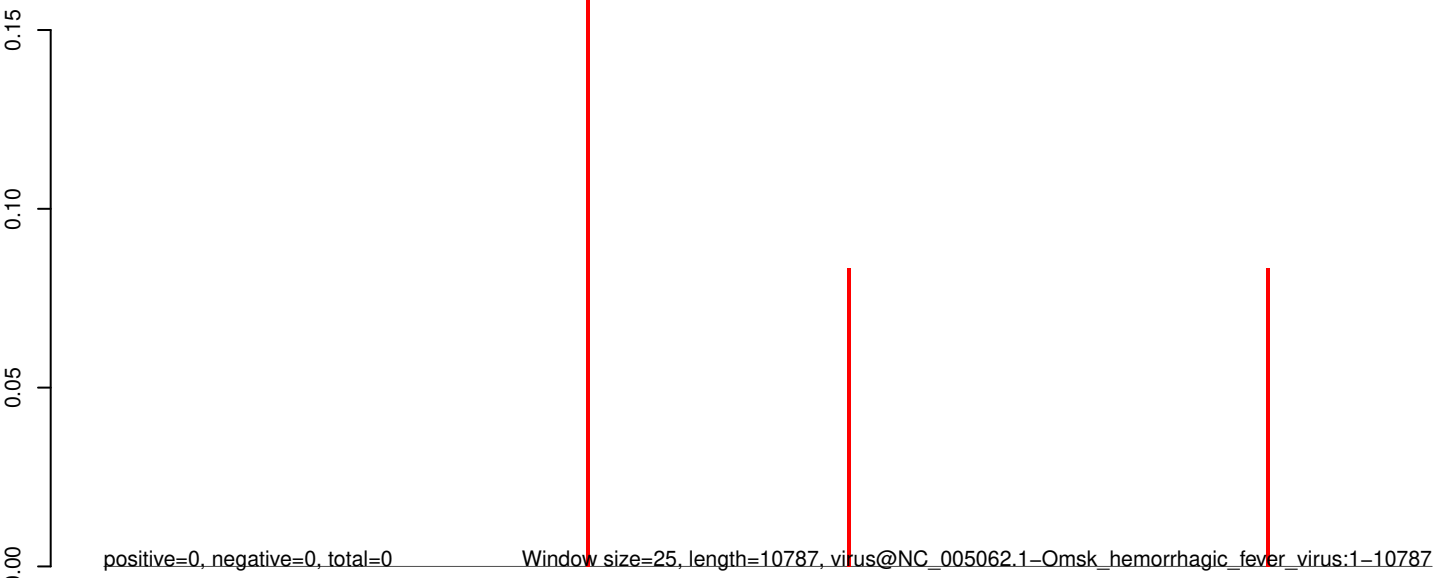
**AeAeg\_Aag2\_Ago2\_SINV\_RA.18\_23.rep**



**AeAeg\_Aag2\_Ago2\_SINV\_RA.24\_35.rep**

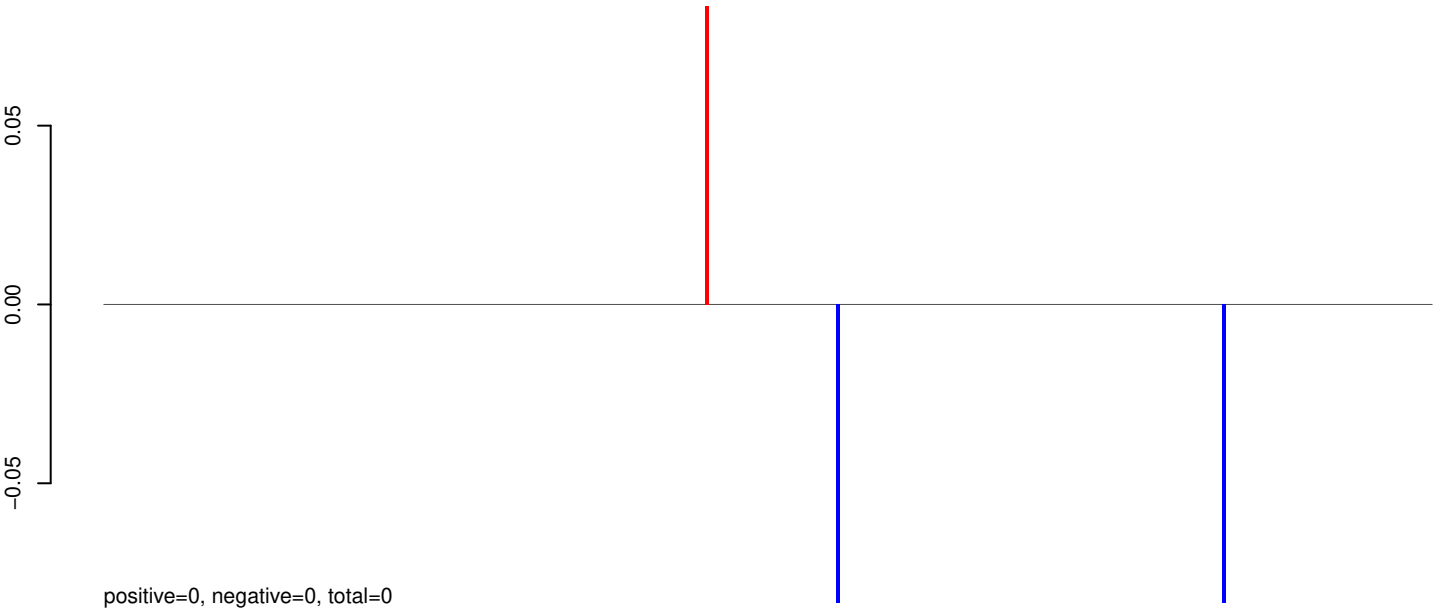


**AeAeg\_Aag2\_Ago2\_SINV\_RA.rep**




0 2000 4000 6000 8000 10000

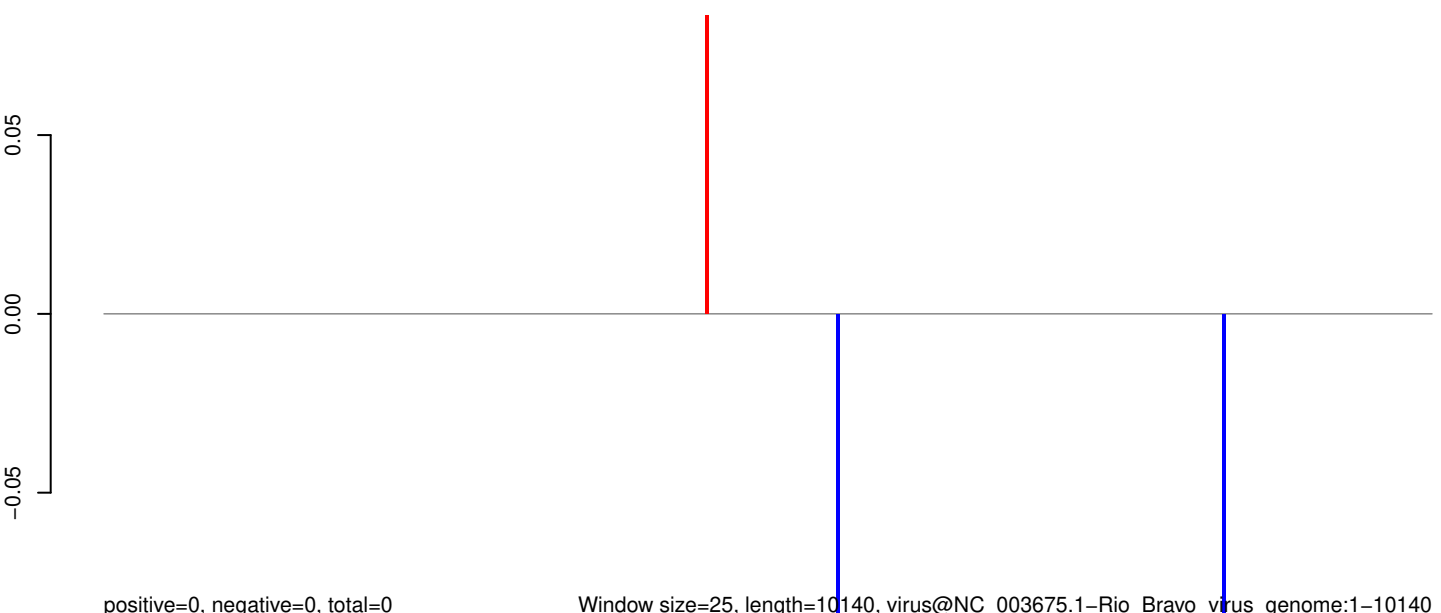
**AeAeg\_Aag2\_Ago2\_SINV\_RA.18\_23.rep**



**AeAeg\_Aag2\_Ago2\_SINV\_RA.24\_35.rep**



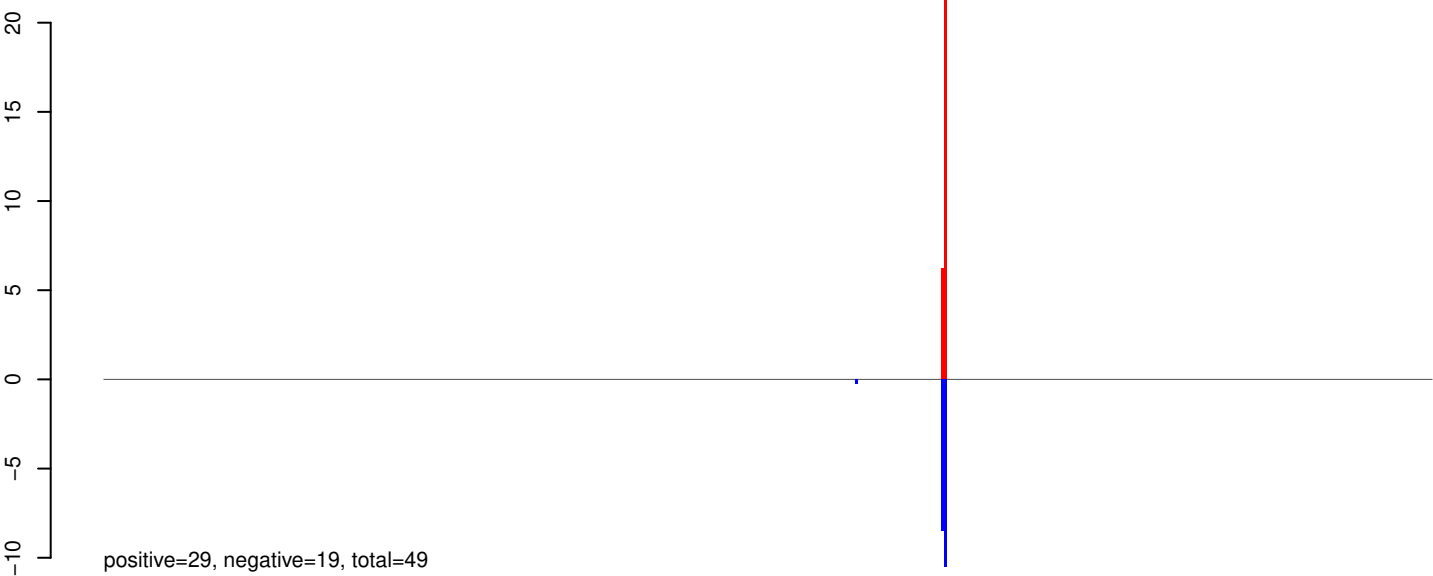
**AeAeg\_Aag2\_Ago2\_SINV\_RA.rep**




Window size=25, length=10140, virus@NC\_003675.1-Rio\_Bravo\_virus\_genome:1-10140

0 2000 4000 6000 8000 10000

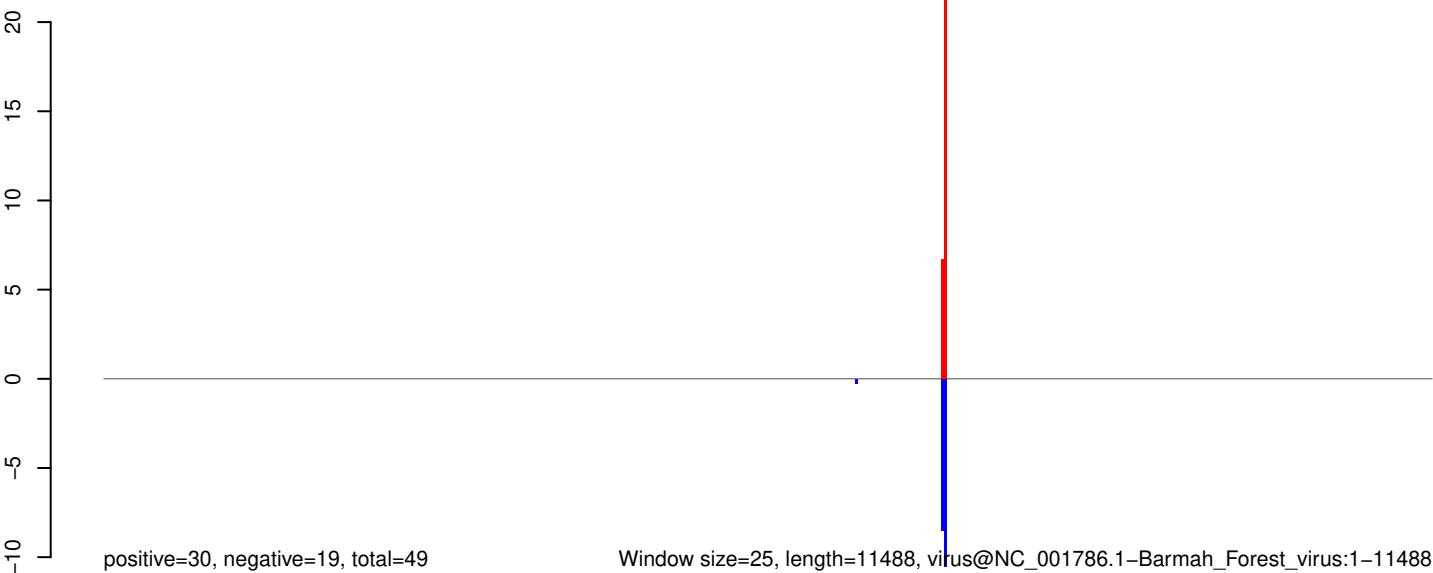
**AeAeg\_Aag2\_Ago2\_SINV\_RA.18\_23.rep**



**AeAeg\_Aag2\_Ago2\_SINV\_RA.24\_35.rep**




**AeAeg\_Aag2\_Ago2\_SINV\_RA.rep**




Window size=25, length=11488, virus@NC\_001786.1-Barmah\_Forest\_virus:1-11488

0 2000 4000 6000 8000 10000


**AeAeg\_Aag2\_Ago2\_SINV\_RA.18\_23.rep**



**AeAeg\_Aag2\_Ago2\_SINV\_RA.24\_35.rep**




**AeAeg\_Aag2\_Ago2\_SINV\_RA.rep**




Window size=25, length=10749, virus@KX669682.1-Calbertado\_virus\_isolate\_Cal\_mos\_2\_polyprotein\_gene:1-10749

0 2000 4000 6000 8000 10000

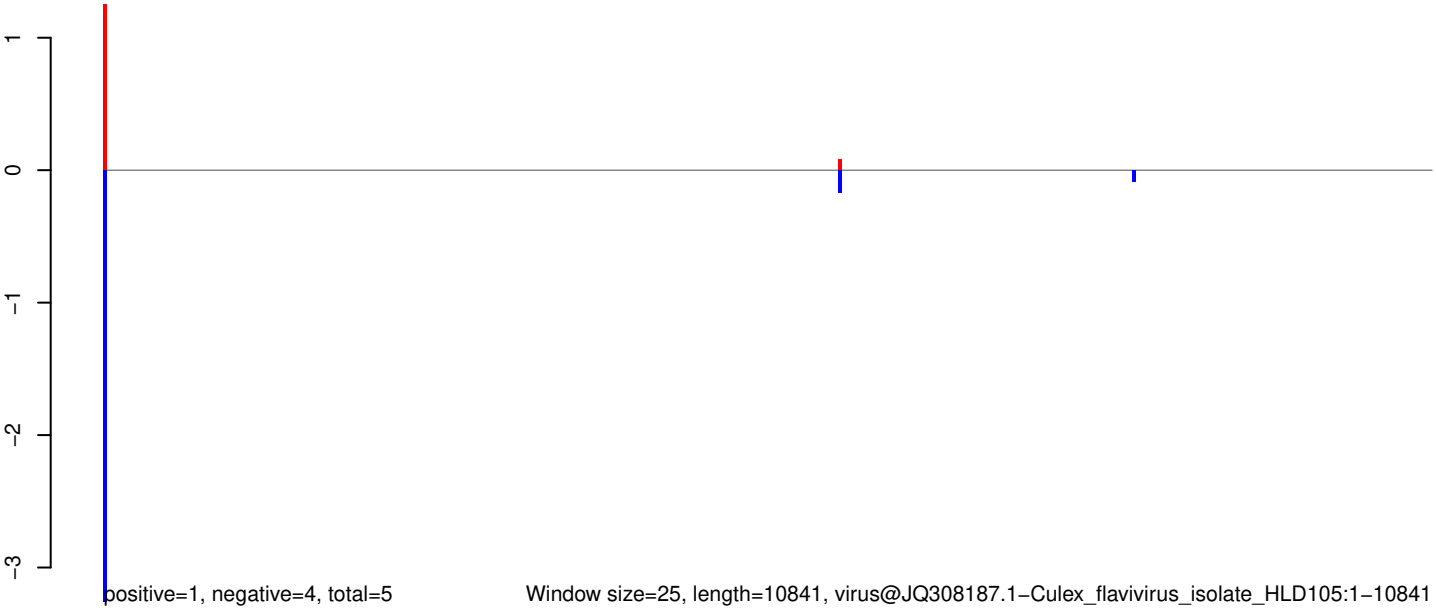
**AeAeg\_Aag2\_Ago2\_SINV\_RA.18\_23.rep**



**AeAeg\_Aag2\_Ago2\_SINV\_RA.24\_35.rep**

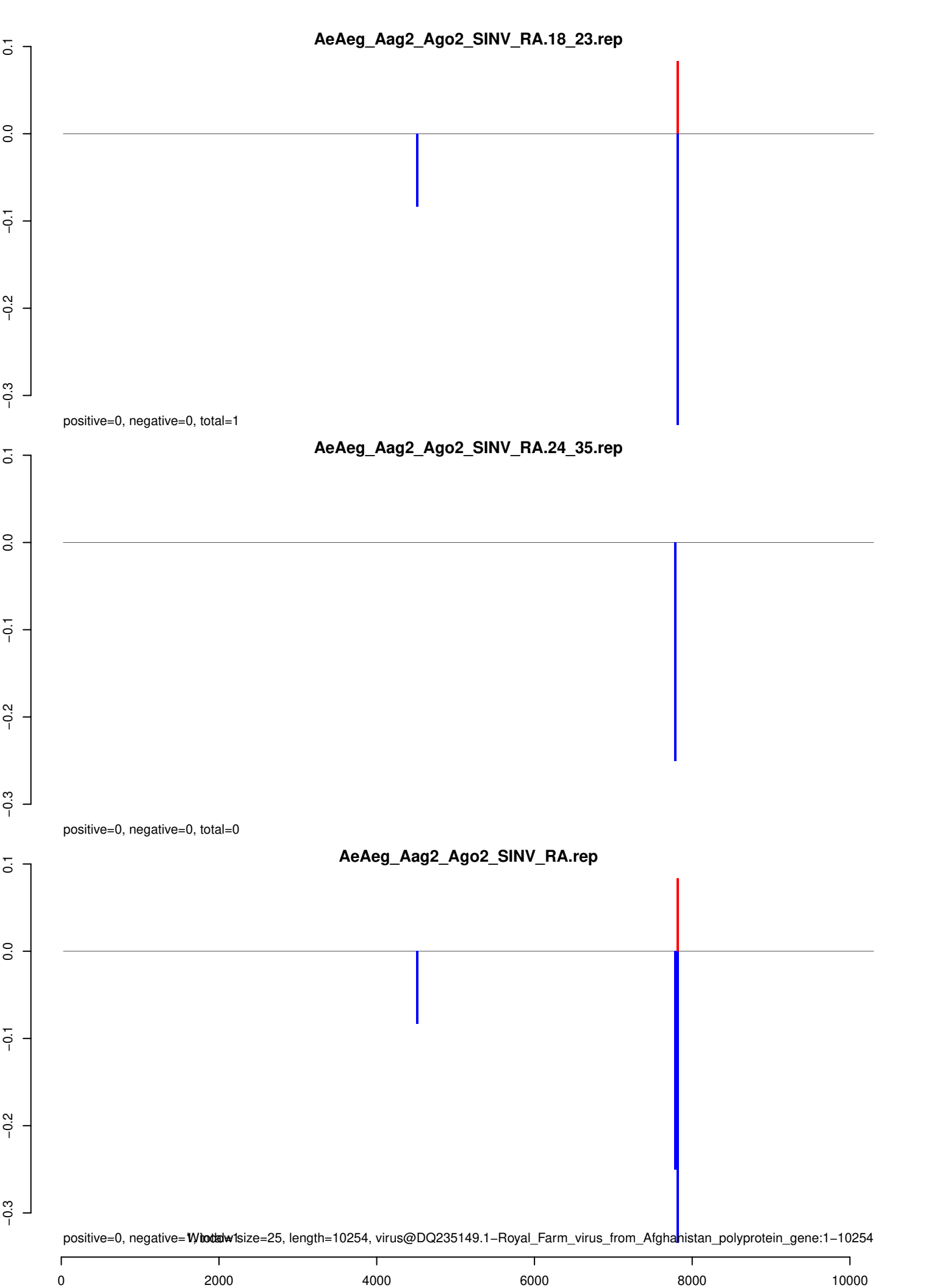


**AeAeg\_Aag2\_Ago2\_SINV\_RA.rep**

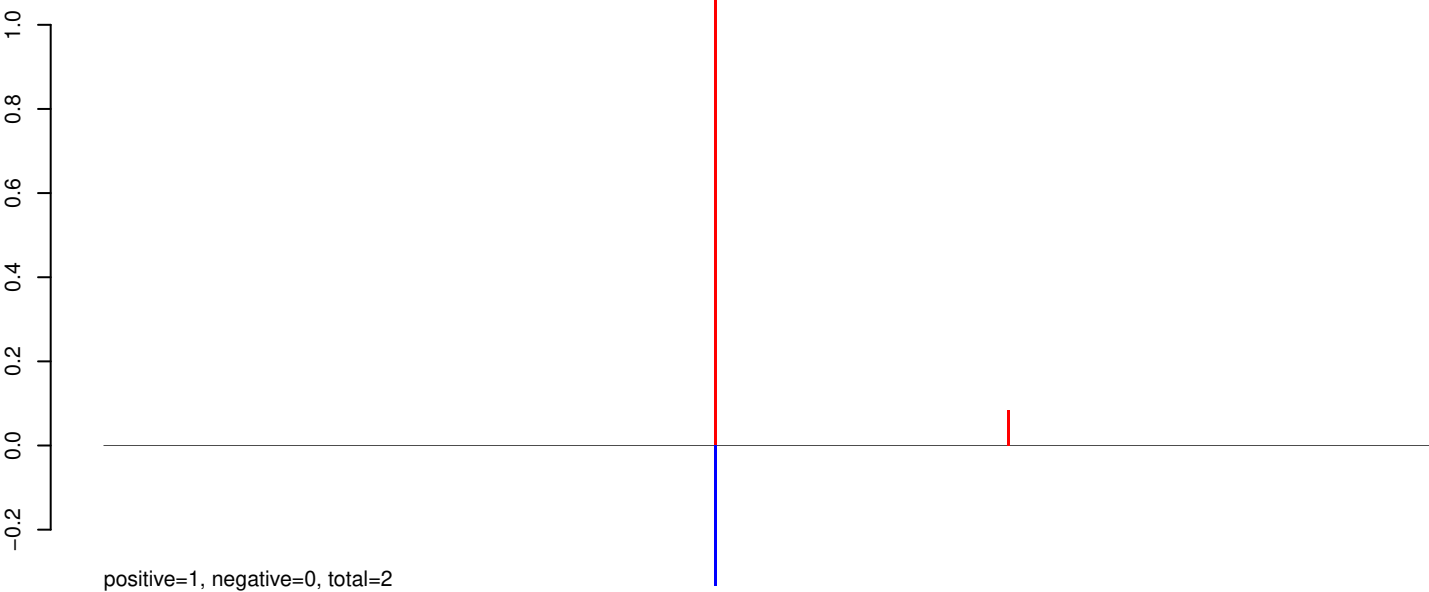


Window size=25, length=10841, virus@JQ308187.1-Culex\_flavivirus\_isolate\_HLD105:1-10841


0 2000 4000 6000 8000 10000



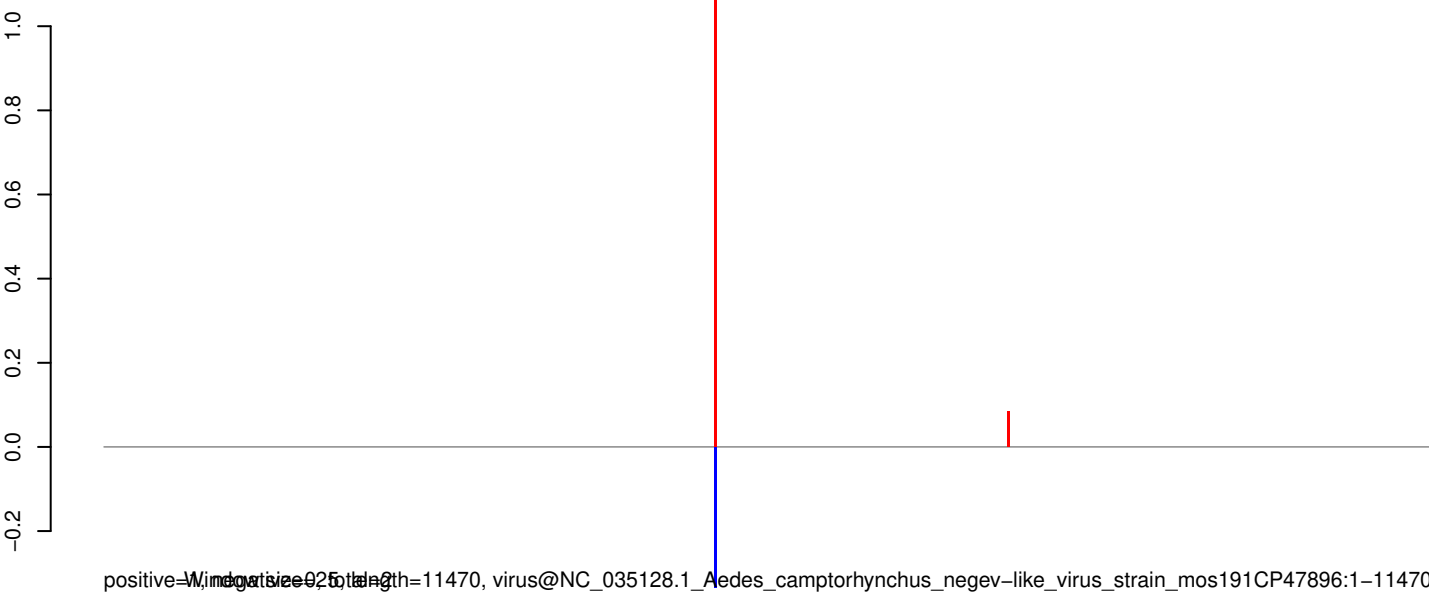
**AeAeg\_Aag2\_Ago2\_SINV\_RA.18\_23.rep**



**AeAeg\_Aag2\_Ago2\_SINV\_RA.24\_35.rep**




**AeAeg\_Aag2\_Ago2\_SINV\_RA.rep**




Window size=25, length=11470, virus@NC\_035128.1\_Aedes\_camptorhynchus\_negev-like\_virus\_strain\_mos191CP47896:1-11470

0 2000 4000 6000 8000 10000

**AeAeg\_Aag2\_Ago2\_SINV\_RA.18\_23.rep**



**AeAeg\_Aag2\_Ago2\_SINV\_RA.24\_35.rep**




**AeAeg\_Aag2\_Ago2\_SINV\_RA.rep**







**AeAeg\_Aag2\_Ago2\_SINV\_RA.18\_23.rep**




**AeAeg\_Aag2\_Ago2\_SINV\_RA.24\_35.rep**




**AeAeg\_Aag2\_Ago2\_SINV\_RA.rep**




**AeAeg\_Aag2\_Ago2\_SINV\_RA.18\_23.rep**



**AeAeg\_Aag2\_Ago2\_SINV\_RA.24\_35.rep**




**AeAeg\_Aag2\_Ago2\_SINV\_RA.rep**




bow size 25 for the 13784-0 intron NC\_034531.1-Manitoba\_virus\_nucleoprotein\_phosphoprotein\_hypothetical\_proteins\_matrix\_glycoprot:1-13784


**AeAeg\_Aag2\_Ago2\_SINV\_RA.18\_23.rep**




**AeAeg\_Aag2\_Ago2\_SINV\_RA.24\_35.rep**




**AeAeg\_Aag2\_Ago2\_SINV\_RA.rep**




**AeAeg\_Aag2\_Ago2\_SINV\_RA.18\_23.rep**



**AeAeg\_Aag2\_Ago2\_SINV\_RA.24\_35.rep**



**AeAeg\_Aag2\_Ago2\_SINV\_RA.rep**




NC\_034443.1-Le\_Dantec\_virus\_nucleoprotein\_phosphoprotein\_matrix\_glycoprotein\_hypothetical\_prot:1-11450

0 2000 4000 6000 8000 10000


**AeAeg\_Aag2\_Ago2\_SINV\_RA.18\_23.rep**



**AeAeg\_Aag2\_Ago2\_SINV\_RA.24\_35.rep**




**AeAeg\_Aag2\_Ago2\_SINV\_RA.rep**




CG-2033327.1-Hubei\_chuvirus-like\_virus\_1\_strain\_QTM26249\_RNA-dependent\_RNA\_polymerase\_gene:1-6873

0 1000 2000 3000 4000 5000 6000 7000


**AeAeg\_Aag2\_Ago2\_SINV\_RA.18\_23.rep**




**AeAeg\_Aag2\_Ago2\_SINV\_RA.24\_35.rep**




**AeAeg\_Aag2\_Ago2\_SINV\_RA.rep**




**AeAeg\_Aag2\_Ago2\_SINV\_RA.18\_23.rep**



**AeAeg\_Aag2\_Ago2\_SINV\_RA.24\_35.rep**



**AeAeg\_Aag2\_Ago2\_SINV\_RA.rep**




Window size=25, length=10864, virus@NC\_030290.1-Culiseta\_flavivirus\_strain\_502-13:1-10864

0 2000 4000 6000 8000 10000

**AeAeg\_Aag2\_Ago2\_SINV\_RA.18\_23.rep**



**AeAeg\_Aag2\_Ago2\_SINV\_RA.24\_35.rep**

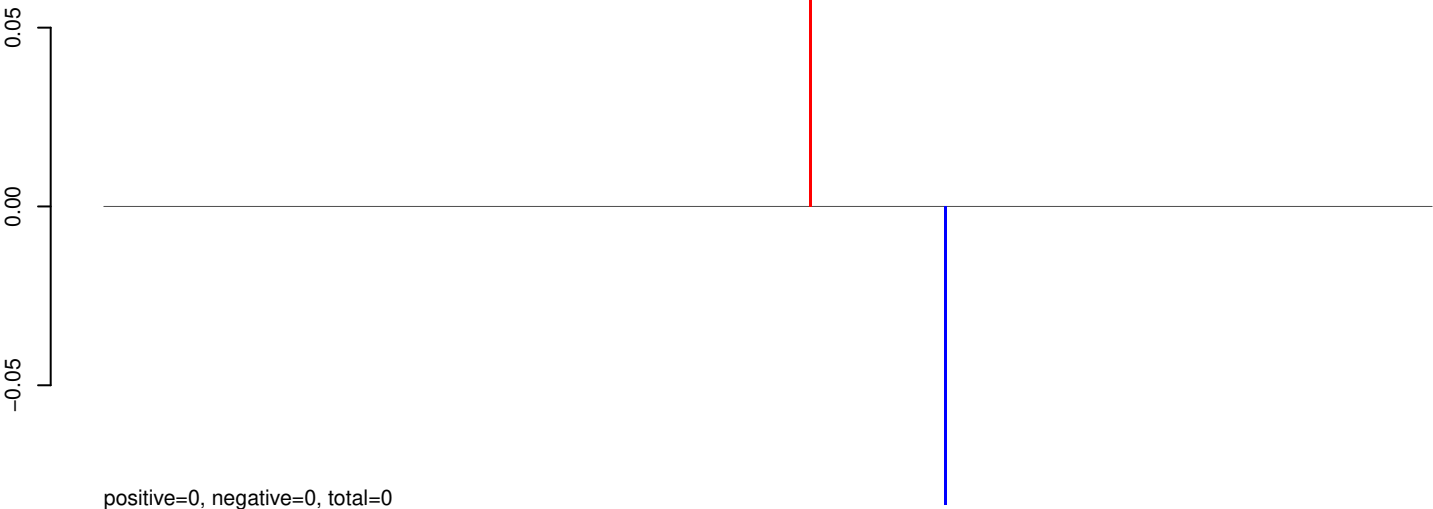


**AeAeg\_Aag2\_Ago2\_SINV\_RA.rep**






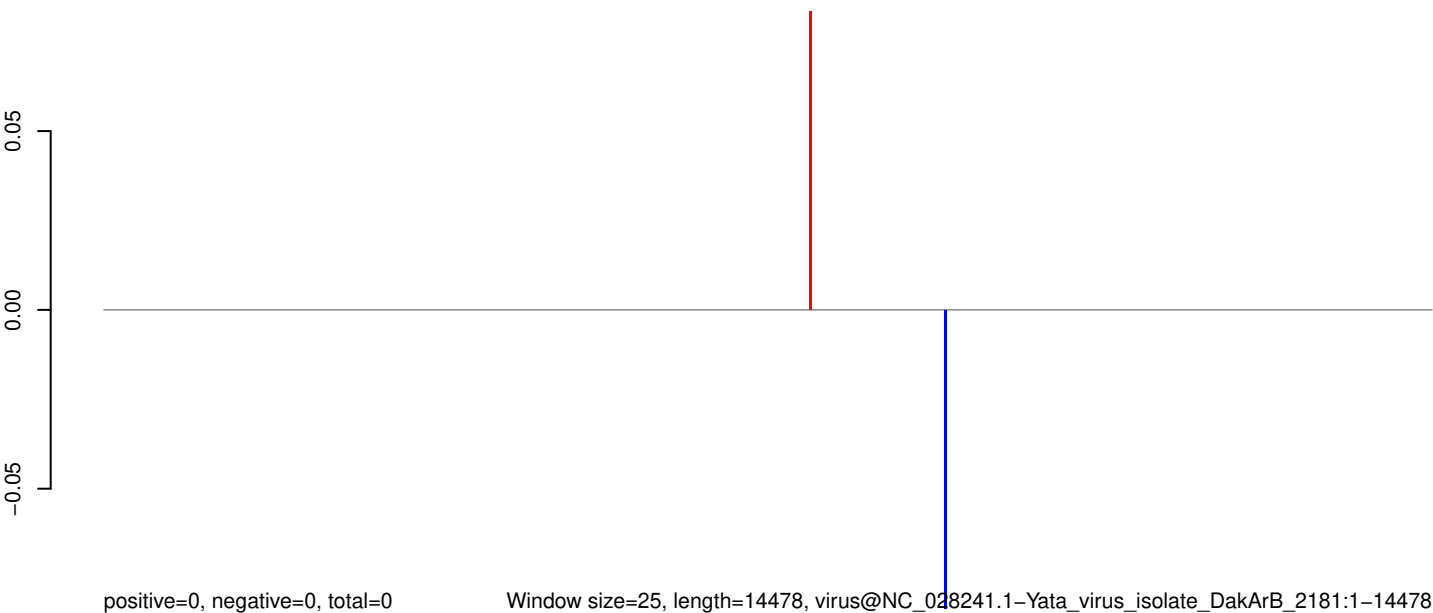
**AeAeg\_Aag2\_Ago2\_SINV\_RA.18\_23.rep**



**AeAeg\_Aag2\_Ago2\_SINV\_RA.24\_35.rep**




**AeAeg\_Aag2\_Ago2\_SINV\_RA.rep**




Window size=25, length=14478, virus@NC\_028241.1-Yata\_virus\_isolate\_DakArB\_2181:1-14478


**AeAeg\_Aag2\_Ago2\_SINV\_RA.18\_23.rep**



**AeAeg\_Aag2\_Ago2\_SINV\_RA.24\_35.rep**




**AeAeg\_Aag2\_Ago2\_SINV\_RA.rep**




downloaded from <https://www.ncbi.nlm.nih.gov/nuclink/026623.1> - Cacipacore\_virus\_flavivirus\_polyprotein\_flavivirus\_polyprotein\_gene\_and\_truncated\_:1-10284

0 2000 4000 6000 8000 10000

**AeAeg\_Aag2\_Ago2\_SINV\_RA.18\_23.rep**



**AeAeg\_Aag2\_Ago2\_SINV\_RA.24\_35.rep**




**AeAeg\_Aag2\_Ago2\_SINV\_RA.rep**




0 2000 4000 6000 8000 10000 12000


**AeAeg\_Aag2\_Ago2\_SINV\_RA.18\_23.rep**




**AeAeg\_Aag2\_Ago2\_SINV\_RA.24\_35.rep**




**AeAeg\_Aag2\_Ago2\_SINV\_RA.rep**




**AeAeg\_Aag2\_Ago2\_SINV\_RA.18\_23.rep**



**AeAeg\_Aag2\_Ago2\_SINV\_RA.24\_35.rep**




**AeAeg\_Aag2\_Ago2\_SINV\_RA.rep**



Window size=25, length=10688, virus@NC\_023439.1-Kama\_virus\_strain\_LEIV-20776Tat\_polyprotein\_gene:1-10688

0 2000 4000 6000 8000 10000


**AeAeg\_Aag2\_Ago2\_SINV\_RA.18\_23.rep**




**AeAeg\_Aag2\_Ago2\_SINV\_RA.24\_35.rep**




**AeAeg\_Aag2\_Ago2\_SINV\_RA.rep**



Window size=25, length=10673, virus@NC\_023424.1-Tyuleniy\_virus\_strain\_LEIV-6C\_polyprotein\_gene:1-10673



**AeAeg\_Aag2\_Ago2\_SINV\_RA.18\_23.rep**



positive=1, negative=1, total=2

**AeAeg\_Aag2\_Ago2\_SINV\_RA.24\_35.rep**




positive=0, negative=0, total=0

**AeAeg\_Aag2\_Ago2\_SINV\_RA.rep**




positive=1, negative=1, total=2

Window size=25, length=11029, virus@NC\_009942.1-West\_Nile\_virus\_lineage\_1:1-11029




**AeAeg\_Aag2\_Ago2\_SINV\_RA.18\_23.rep**



positive=1, negative=2, total=3

**AeAeg\_Aag2\_Ago2\_SINV\_RA.24\_35.rep**




positive=0, negative=0, total=0

**AeAeg\_Aag2\_Ago2\_SINV\_RA.rep**




positive=1, negative=2, total=3

Window size=25, length=10793, virus@NC\_008719.1-Sepik\_virus:1-10793







**AeAeg\_Aag2\_Ago2\_SINV\_RA.18\_23.rep**



**AeAeg\_Aag2\_Ago2\_SINV\_RA.24\_35.rep**




**AeAeg\_Aag2\_Ago2\_SINV\_RA.rep**




0 2000 4000 6000 8000 10000


**AeAeg\_Aag2\_Ago2\_SINV\_RA.18\_23.rep**



**AeAeg\_Aag2\_Ago2\_SINV\_RA.24\_35.rep**




**AeAeg\_Aag2\_Ago2\_SINV\_RA.rep**




Wiggle size=25, length=12491, virus@NC\_004110.1-La\_Crosse\_virus\_segment\_S\_plus\_segment\_M\_plus\_segment\_L:1-12491

0 2000 4000 6000 8000 10000 12000


**AeAeg\_Aag2\_Ago2\_SINV\_RA.18\_23.rep**



**AeAeg\_Aag2\_Ago2\_SINV\_RA.24\_35.rep**




**AeAeg\_Aag2\_Ago2\_SINV\_RA.rep**



Window size=25, length=10116, virus@NC\_003676.1-Apoi\_virus\_genome:1-10116


0 2000 4000 6000 8000 10000

**AeAeg\_Aag2\_Ago2\_SINV\_RA.18\_23.rep**




positive=2, negative=1, total=2

**AeAeg\_Aag2\_Ago2\_SINV\_RA.24\_35.rep**




positive=0, negative=0, total=0

**AeAeg\_Aag2\_Ago2\_SINV\_RA.rep**




positive=2, negative=1, total=2


Window size=25, length=10600, virus@NC\_003635.1+Modoc\_virus:1-10600




**AeAeg\_Aag2\_Ago2\_SINV\_RA.18\_23.rep**



**AeAeg\_Aag2\_Ago2\_SINV\_RA.24\_35.rep**




**AeAeg\_Aag2\_Ago2\_SINV\_RA.rep**




0 2000 4000 6000 8000 10000

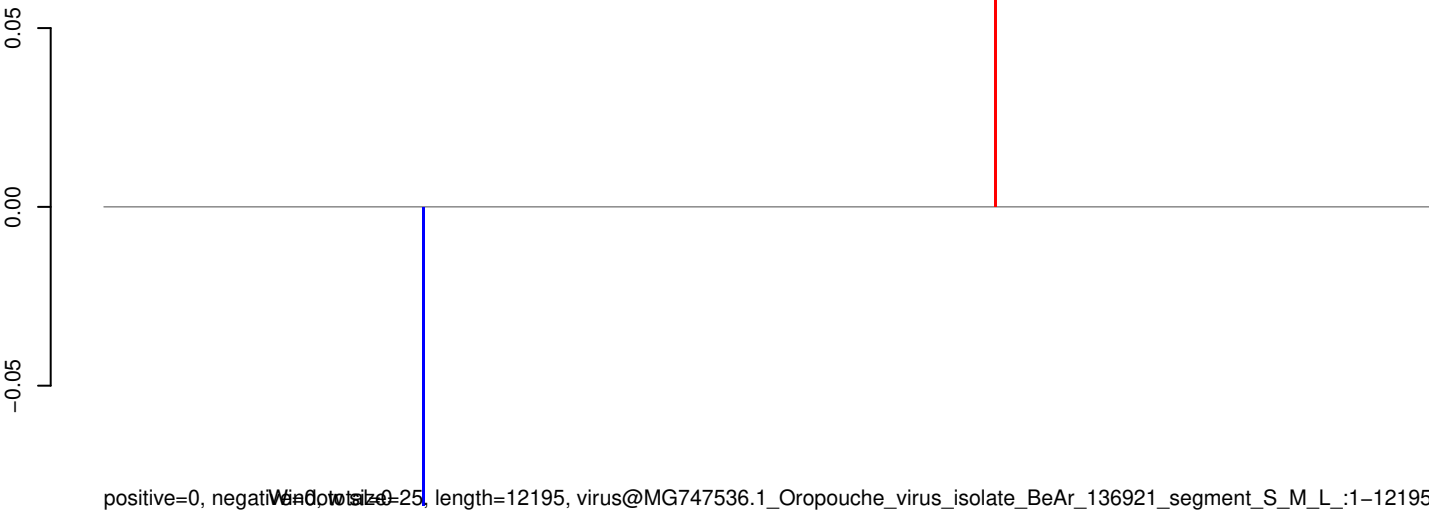
**AeAeg\_Aag2\_Ago2\_SINV\_RA.18\_23.rep**




**AeAeg\_Aag2\_Ago2\_SINV\_RA.24\_35.rep**




**AeAeg\_Aag2\_Ago2\_SINV\_RA.rep**



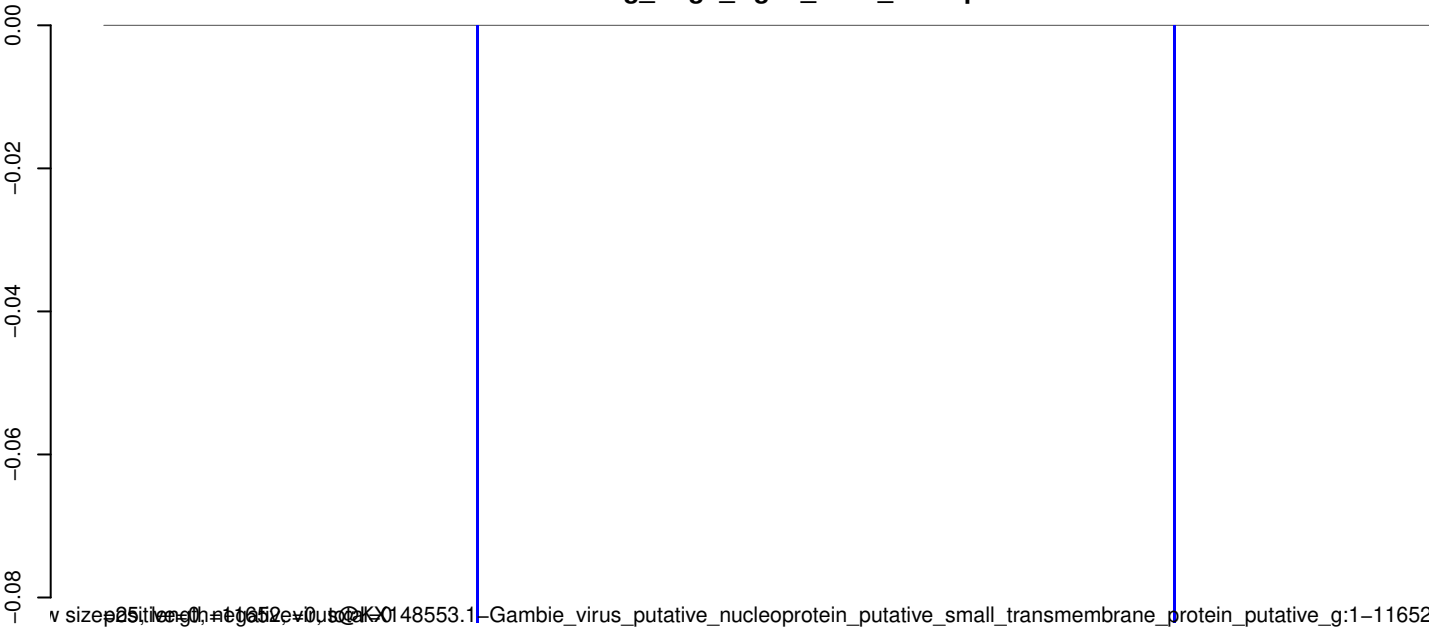
**AeAeg\_Aag2\_Ago2\_SINV\_RA.18\_23.rep**



**AeAeg\_Aag2\_Ago2\_SINV\_RA.24\_35.rep**




**AeAeg\_Aag2\_Ago2\_SINV\_RA.rep**




148553.1-Gambie\_virus\_putative\_nucleoprotein\_putative\_small\_transmembrane\_protein\_putative\_g:1-11652

0 2000 4000 6000 8000 10000 12000

**AeAeg\_Aag2\_Ago2\_SINV\_RA.18\_23.rep**



**AeAeg\_Aag2\_Ago2\_SINV\_RA.24\_35.rep**



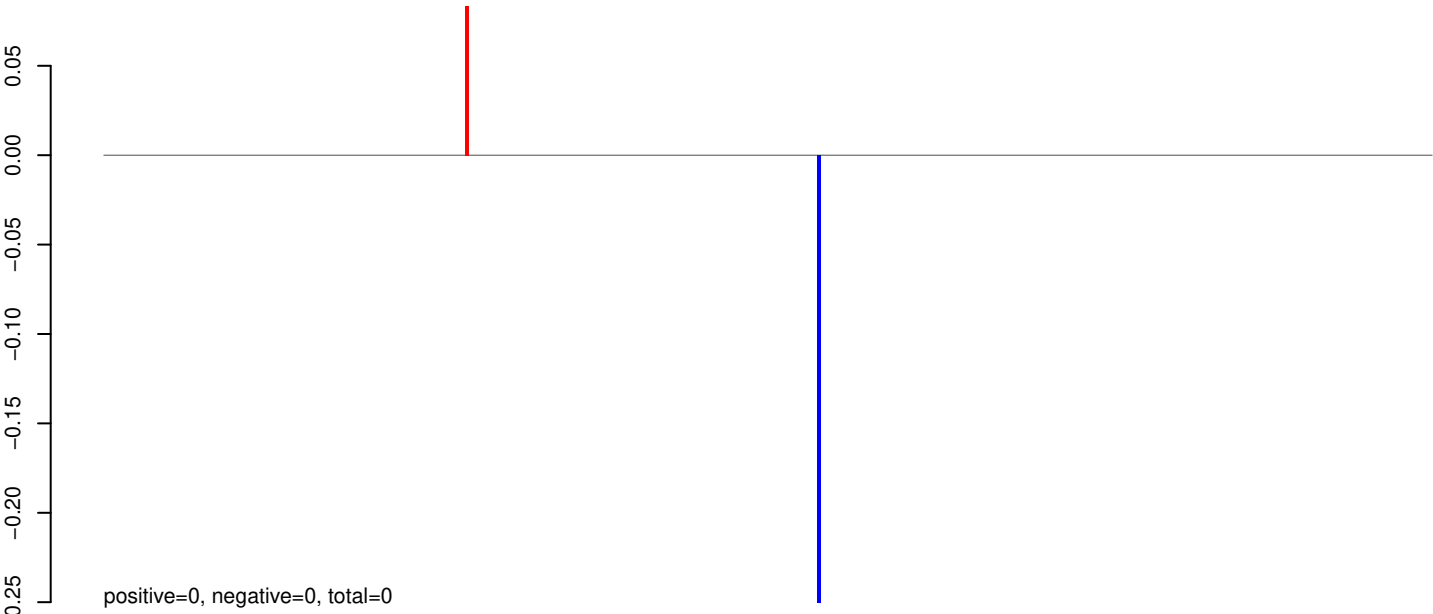
**AeAeg\_Aag2\_Ago2\_SINV\_RA.rep**




Windows 25 negative 12769 plus 4000 @KP710267.1-Ferak\_virus\_strain\_C51-CI-2004\_segment\_S\_plus\_segment\_M\_plus\_segment\_L:1-12739



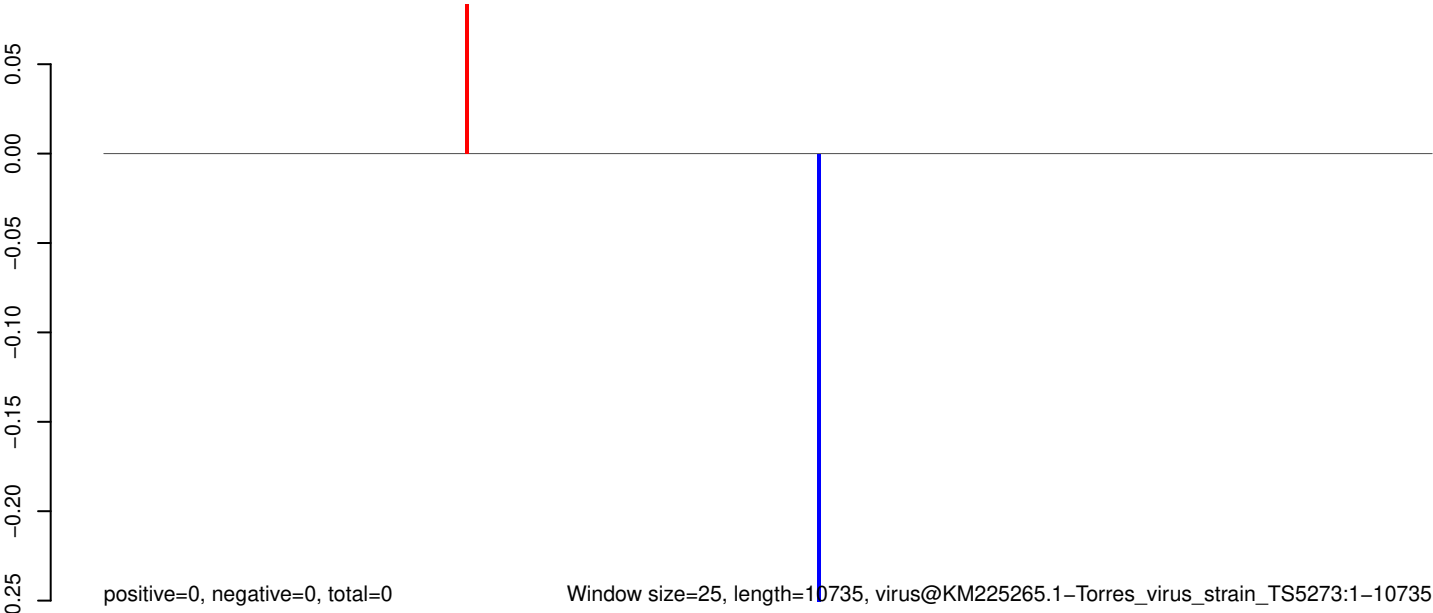
**AeAeg\_Aag2\_Ago2\_SINV\_RA.18\_23.rep**



**AeAeg\_Aag2\_Ago2\_SINV\_RA.24\_35.rep**




**AeAeg\_Aag2\_Ago2\_SINV\_RA.rep**




0 2000 4000 6000 8000 10000

**AeAeg\_Aag2\_Ago2\_SINV\_RA.18\_23.rep**



**AeAeg\_Aag2\_Ago2\_SINV\_RA.24\_35.rep**




**AeAeg\_Aag2\_Ago2\_SINV\_RA.rep**




Window size=25, length=10648, virus@KM225264.1-Bainyik\_virus\_strain\_MK7979:1-10648

0 2000 4000 6000 8000 10000


**AeAeg\_Aag2\_Ago2\_SINV\_RA.18\_23.rep**




**AeAeg\_Aag2\_Ago2\_SINV\_RA.24\_35.rep**




**AeAeg\_Aag2\_Ago2\_SINV\_RA.rep**



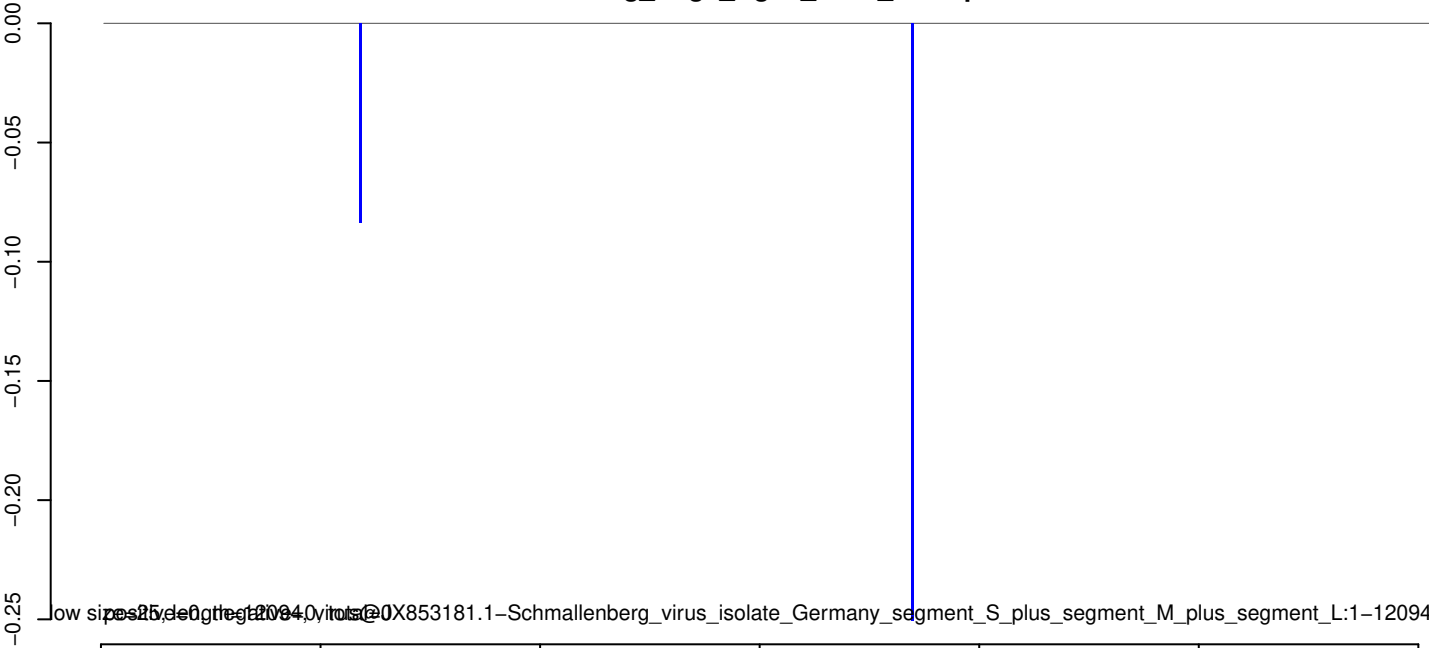
**AeAeg\_Aag2\_Ago2\_SINV\_RA.18\_23.rep**



**AeAeg\_Aag2\_Ago2\_SINV\_RA.24\_35.rep**




**AeAeg\_Aag2\_Ago2\_SINV\_RA.rep**




0 2000 4000 6000 8000 10000 12000


**AeAeg\_Aag2\_Ago2\_SINV\_RA.18\_23.rep**




**AeAeg\_Aag2\_Ago2\_SINV\_RA.24\_35.rep**




**AeAeg\_Aag2\_Ago2\_SINV\_RA.rep**




**AeAeg\_Aag2\_Ago2\_SINV\_RA.18\_23.rep**



**AeAeg\_Aag2\_Ago2\_SINV\_RA.24\_35.rep**



**AeAeg\_Aag2\_Ago2\_SINV\_RA.rep**




0 2000 4000 6000 8000 10000


**AeAeg\_Aag2\_Ago2\_SINV\_RA.18\_23.rep**




**AeAeg\_Aag2\_Ago2\_SINV\_RA.24\_35.rep**




**AeAeg\_Aag2\_Ago2\_SINV\_RA.rep**



**AeAeg\_Aag2\_Ago2\_SINV\_RA.18\_23.rep**



**AeAeg\_Aag2\_Ago2\_SINV\_RA.24\_35.rep**



**AeAeg\_Aag2\_Ago2\_SINV\_RA.rep**




0 2000 4000 6000 8000 10000 12000




**AeAeg\_Aag2\_Ago2\_SINV\_RA.18\_23.rep**



**AeAeg\_Aag2\_Ago2\_SINV\_RA.24\_35.rep**




**AeAeg\_Aag2\_Ago2\_SINV\_RA.rep**




0 500 1000 1500 2000 2500 3000 3500


**AeAeg\_Aag2\_Ago2\_SINV\_RA.18\_23.rep**



**AeAeg\_Aag2\_Ago2\_SINV\_RA.24\_35.rep**




**AeAeg\_Aag2\_Ago2\_SINV\_RA.rep**




low size positive=0, negative=1, total=1  
NC\_034537.1-La\_Joya\_virus\_nucleoprotein\_phosphoprotein\_hypothetical\_proteins\_matrix\_hypothetic:1-15721

0 5000 10000 15000


**AeAeg\_Aag2\_Ago2\_SINV\_RA.18\_23.rep**



**AeAeg\_Aag2\_Ago2\_SINV\_RA.24\_35.rep**




**AeAeg\_Aag2\_Ago2\_SINV\_RA.rep**




size=25, line=0, fill=0, stroke=0, @NC\_034535.1-Barur\_virus\_nucleoprotein\_phosphoprotein\_matrix\_glycoprotein\_and\_polymerase\_genes:1-10853

0 2000 4000 6000 8000 10000

**AeAeg\_Aag2\_Ago2\_SINV\_RA.18\_23.rep**




**AeAeg\_Aag2\_Ago2\_SINV\_RA.24\_35.rep**



**AeAeg\_Aag2\_Ago2\_SINV\_RA.rep**




**AeAeg\_Aag2\_Ago2\_SINV\_RA.18\_23.rep**



positive=0, negative=0, total=0

**AeAeg\_Aag2\_Ago2\_SINV\_RA.24\_35.rep**



positive=0, negative=0, total=0


**AeAeg\_Aag2\_Ago2\_SINV\_RA.rep**




bow size 25, length 10863, virus NC\_034454.1-Fukuoka\_virus\_nucleoprotein\_phosphoprotein\_matrix\_hypothetical\_protein\_glycoprotei:1-10863

0 2000 4000 6000 8000 10000

**AeAeg\_Aag2\_Ago2\_SINV\_RA.18\_23.rep**



**AeAeg\_Aag2\_Ago2\_SINV\_RA.24\_35.rep**




**AeAeg\_Aag2\_Ago2\_SINV\_RA.rep**




0 2000 4000 6000 8000 10000 12000


**AeAeg\_Aag2\_Ago2\_SINV\_RA.18\_23.rep**



**AeAeg\_Aag2\_Ago2\_SINV\_RA.24\_35.rep**




**AeAeg\_Aag2\_Ago2\_SINV\_RA.rep**




w size 251 length 257 use @NC\_034448.1-Mosqueiro\_virus\_nucleoprotein\_phosphoprotein\_hypothetical\_proteins\_matrix\_glycopro:1-12957

0 2000 4000 6000 8000 10000 12000

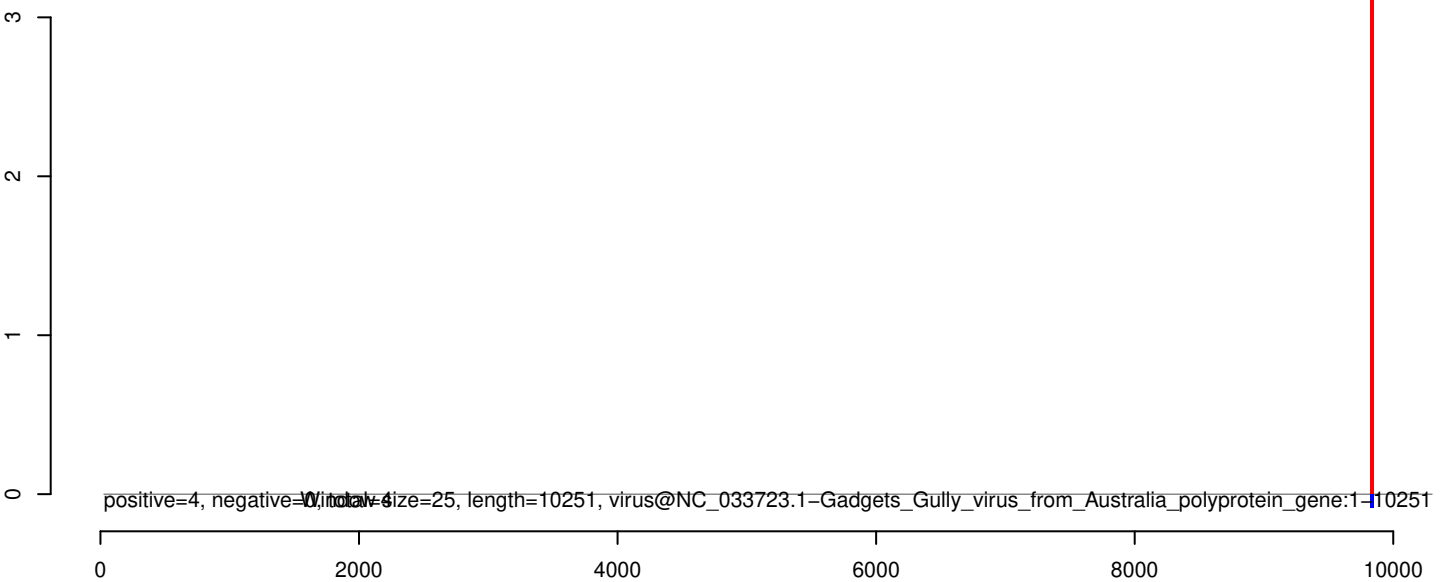
**AeAeg\_Aag2\_Ago2\_SINV\_RA.18\_23.rep**



**AeAeg\_Aag2\_Ago2\_SINV\_RA.24\_35.rep**




**AeAeg\_Aag2\_Ago2\_SINV\_RA.rep**






**AeAeg\_Aag2\_Ago2\_SINV\_RA.18\_23.rep**



positive=0, negative=0, total=0

**AeAeg\_Aag2\_Ago2\_SINV\_RA.24\_35.rep**



positive=0, negative=0, total=0


**AeAeg\_Aag2\_Ago2\_SINV\_RA.rep**




positive=0, negative=0, total=0 Window size=25, length=10266, virus@NC\_033721.1-Meaban\_virus\_from\_France\_polyprotein\_gene:1-10266

0 2000 4000 6000 8000 10000

**AeAeg\_Aag2\_Ago2\_SINV\_RA.18\_23.rep**




**AeAeg\_Aag2\_Ago2\_SINV\_RA.24\_35.rep**




**AeAeg\_Aag2\_Ago2\_SINV\_RA.rep**



**AeAeg\_Aag2\_Ago2\_SINV\_RA.18\_23.rep**




**AeAeg\_Aag2\_Ago2\_SINV\_RA.24\_35.rep**




**AeAeg\_Aag2\_Ago2\_SINV\_RA.rep**



**AeAeg\_Aag2\_Ago2\_SINV\_RA.18\_23.rep**




**AeAeg\_Aag2\_Ago2\_SINV\_RA.24\_35.rep**




**AeAeg\_Aag2\_Ago2\_SINV\_RA.rep**



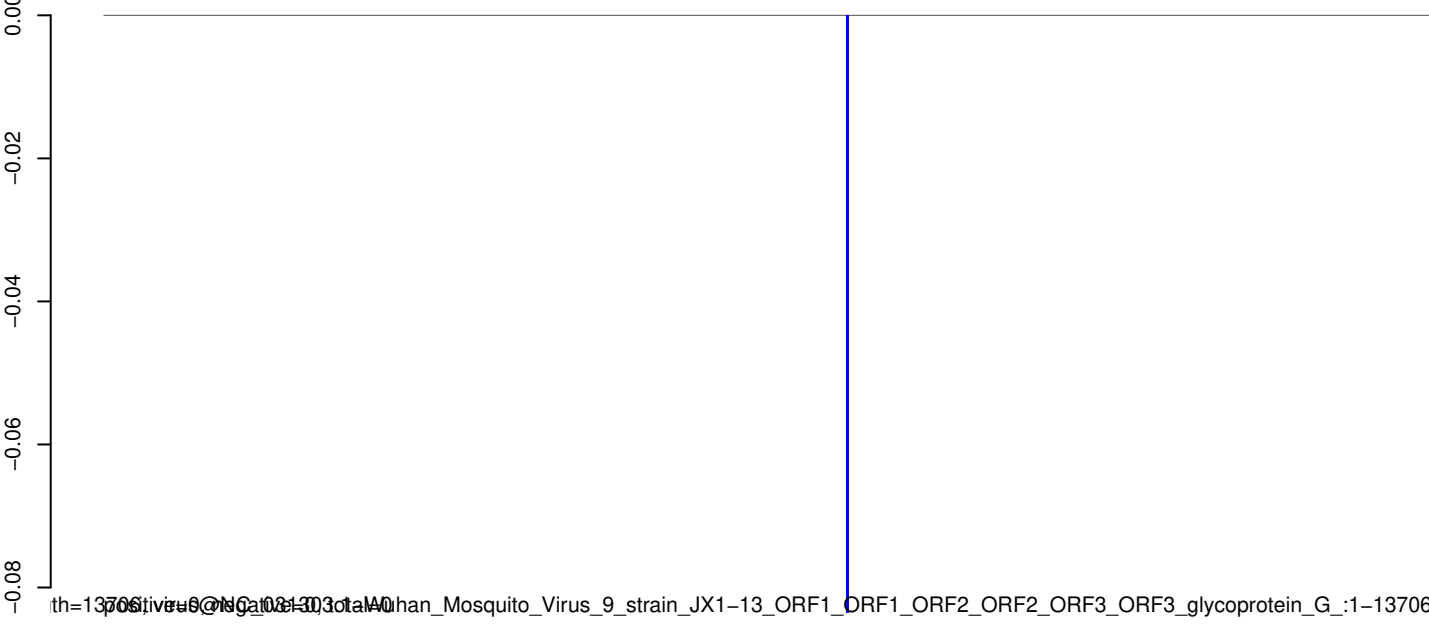
**AeAeg\_Aag2\_Ago2\_SINV\_RA.18\_23.rep**



**AeAeg\_Aag2\_Ago2\_SINV\_RA.24\_35.rep**



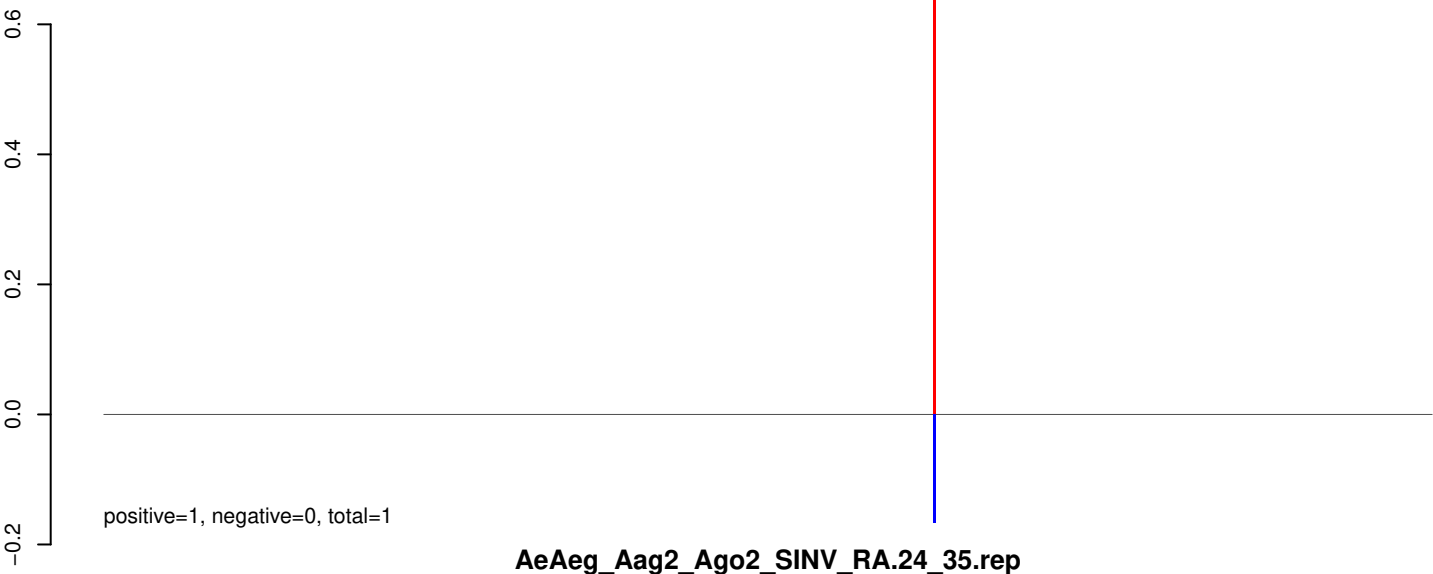
**AeAeg\_Aag2\_Ago2\_SINV\_RA.rep**



th=13706, virus=Chikungunya, total=0, Han\_Mosquito\_Virus\_9\_strain\_JX1-13\_ORF1\_ORF1\_ORF2\_ORF2\_ORF3\_ORF3\_glycoprotein\_G\_:1-13706

0 2000 4000 6000 8000 10000 12000 14000

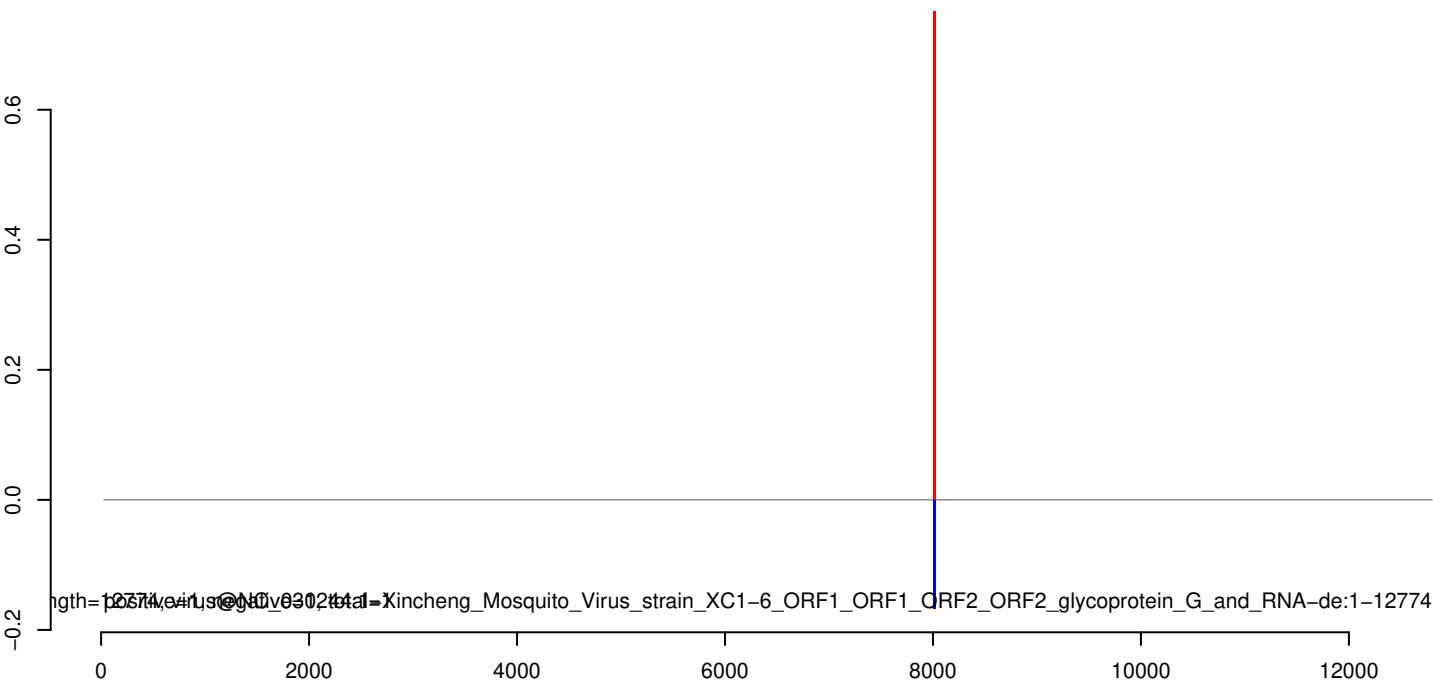
**AeAeg\_Aag2\_Ago2\_SINV\_RA.18\_23.rep**




**AeAeg\_Aag2\_Ago2\_SINV\_RA.24\_35.rep**



**AeAeg\_Aag2\_Ago2\_SINV\_RA.rep**



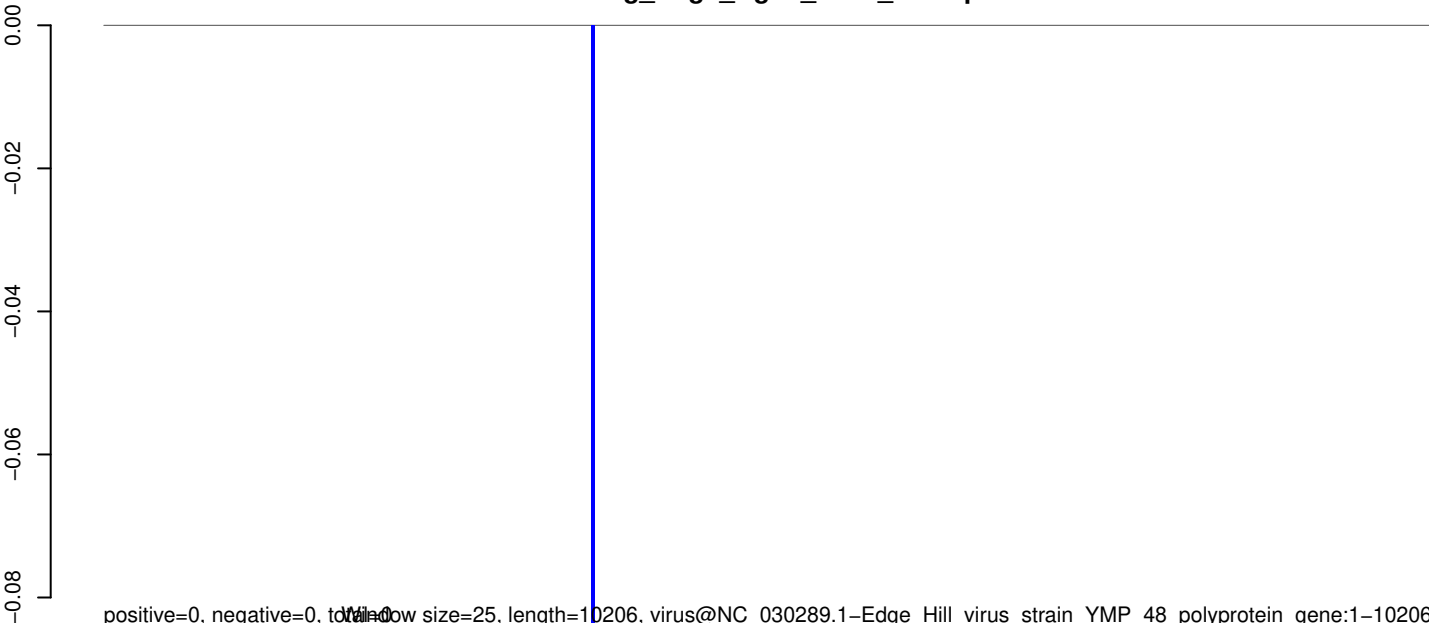
**AeAeg\_Aag2\_Ago2\_SINV\_RA.18\_23.rep**




**AeAeg\_Aag2\_Ago2\_SINV\_RA.24\_35.rep**




**AeAeg\_Aag2\_Ago2\_SINV\_RA.rep**




**AeAeg\_Aag2\_Ago2\_SINV\_RA.18\_23.rep**



**AeAeg\_Aag2\_Ago2\_SINV\_RA.24\_35.rep**




**AeAeg\_Aag2\_Ago2\_SINV\_RA.rep**







**AeAeg\_Aag2\_Ago2\_SINV\_RA.18\_23.rep**



**AeAeg\_Aag2\_Ago2\_SINV\_RA.24\_35.rep**




**AeAeg\_Aag2\_Ago2\_SINV\_RA.rep**




Window size=25, length=12240, virus@NC\_025362.1-Xiburema\_virus\_isolate\_XIBV\_BE\_AR\_362159:1-12240

0 2000 4000 6000 8000 10000 12000


**AeAeg\_Aag2\_Ago2\_SINV\_RA.18\_23.rep**



**AeAeg\_Aag2\_Ago2\_SINV\_RA.24\_35.rep**




**AeAeg\_Aag2\_Ago2\_SINV\_RA.rep**




Window size=25, length=10365, virus@NC\_024805.1-Ilomantsi\_virus\_isolate\_M0724\_polyprotein\_gene:1-10365

0 2000 4000 6000 8000 10000

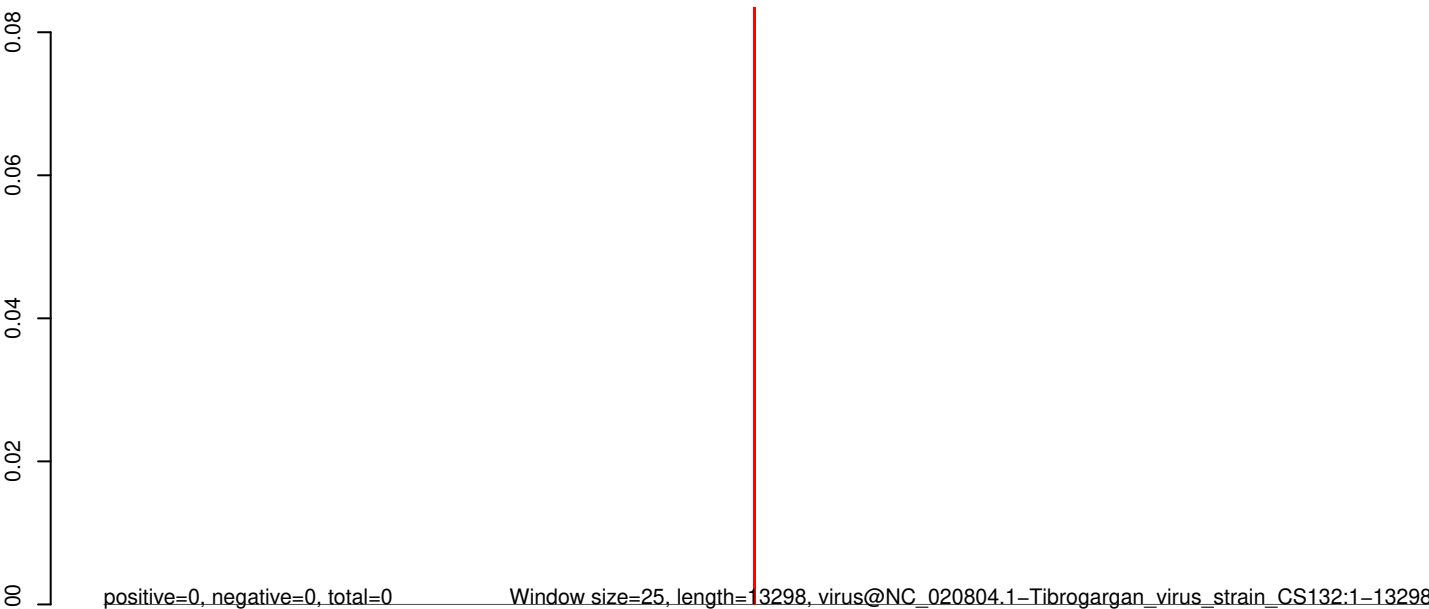
**AeAeg\_Aag2\_Ago2\_SINV\_RA.18\_23.rep**



**AeAeg\_Aag2\_Ago2\_SINV\_RA.24\_35.rep**

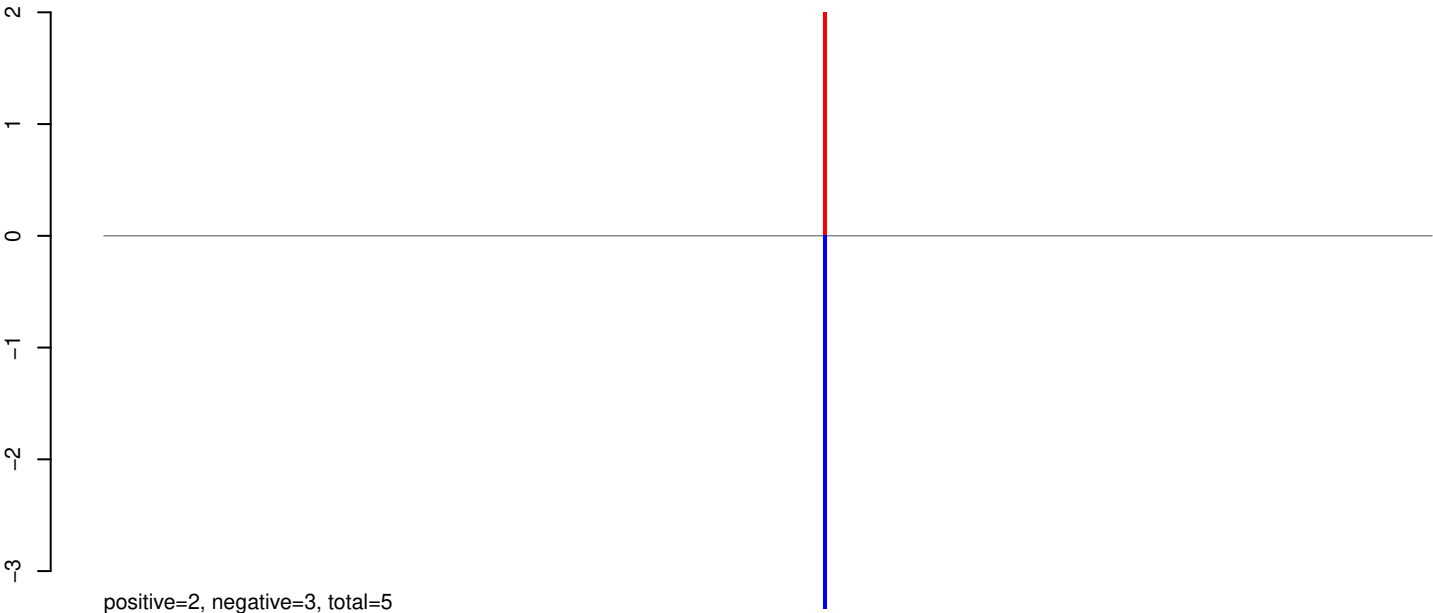


**AeAeg\_Aag2\_Ago2\_SINV\_RA.rep**




0 2000 4000 6000 8000 10000 12000

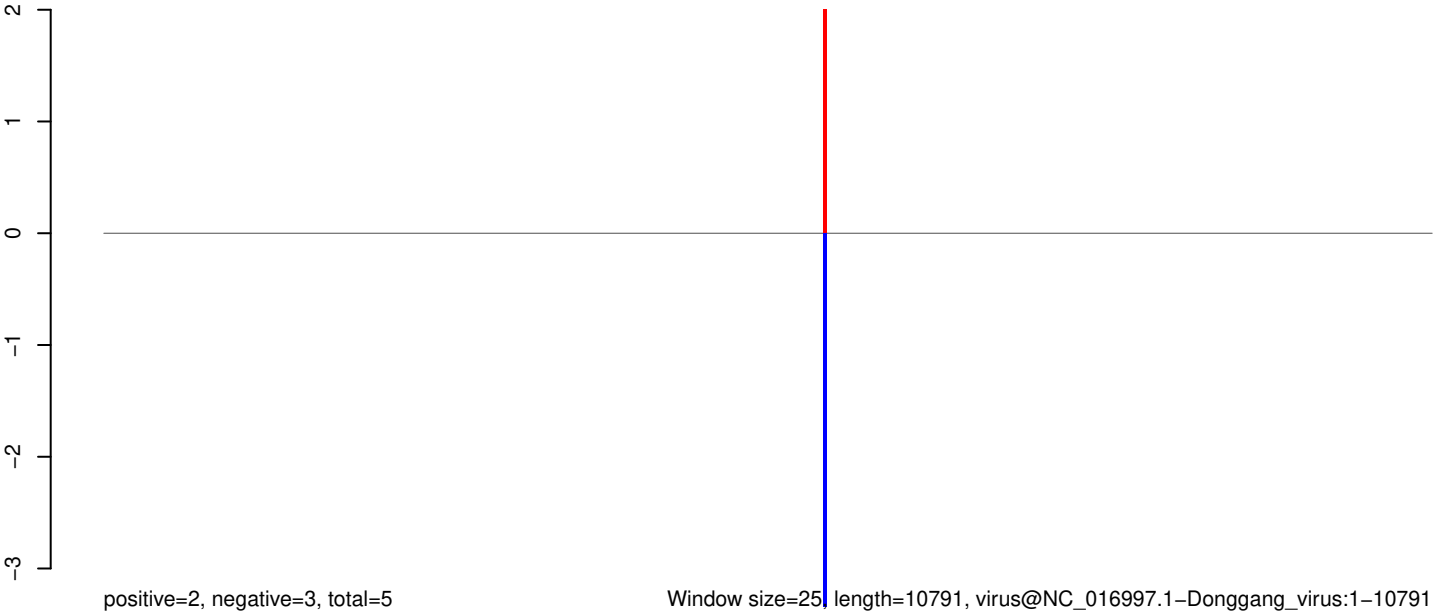
**AeAeg\_Aag2\_Ago2\_SINV\_RA.18\_23.rep**



**AeAeg\_Aag2\_Ago2\_SINV\_RA.24\_35.rep**




**AeAeg\_Aag2\_Ago2\_SINV\_RA.rep**




0 2000 4000 6000 8000 10000

**AeAeg\_Aag2\_Ago2\_SINV\_RA.18\_23.rep**



**AeAeg\_Aag2\_Ago2\_SINV\_RA.24\_35.rep**




**AeAeg\_Aag2\_Ago2\_SINV\_RA.rep**




Window size=25, length=10865, virus@NC\_012671.1-Quang\_Binh\_virus:1-10865

0 2000 4000 6000 8000 10000


**AeAeg\_Aag2\_Ago2\_SINV\_RA.18\_23.rep**



**AeAeg\_Aag2\_Ago2\_SINV\_RA.24\_35.rep**




**AeAeg\_Aag2\_Ago2\_SINV\_RA.rep**




0 2000 4000 6000 8000 10000

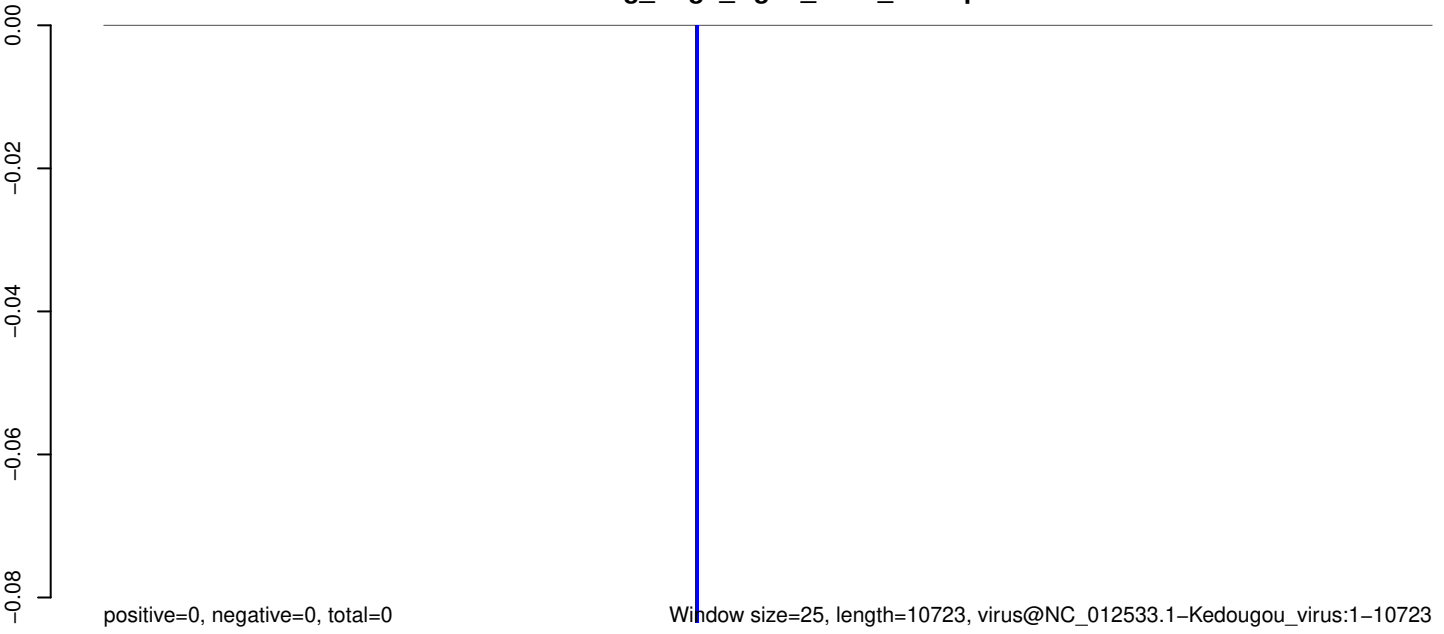
**AeAeg\_Aag2\_Ago2\_SINV\_RA.18\_23.rep**



**AeAeg\_Aag2\_Ago2\_SINV\_RA.24\_35.rep**




**AeAeg\_Aag2\_Ago2\_SINV\_RA.rep**




0 2000 4000 6000 8000 10000

**AeAeg\_Aag2\_Ago2\_SINV\_RA.18\_23.rep**



positive=8, negative=6, total=14

**AeAeg\_Aag2\_Ago2\_SINV\_RA.24\_35.rep**




positive=0, negative=0, total=0

**AeAeg\_Aag2\_Ago2\_SINV\_RA.rep**




positive=8, negative=6, total=14

Window size=25, length=10815, virus@NC\_009026.2-Bussuquara\_virus:1-10815







**AeAeg\_Aag2\_Ago2\_SINV\_RA.18\_23.rep**



**AeAeg\_Aag2\_Ago2\_SINV\_RA.24\_35.rep**




**AeAeg\_Aag2\_Ago2\_SINV\_RA.rep**




0 2000 4000 6000 8000 10000

**AeAeg\_Aag2\_Ago2\_SINV\_RA.18\_23.rep**




positive=0, negative=1, total=1

**AeAeg\_Aag2\_Ago2\_SINV\_RA.24\_35.rep**




positive=0, negative=0, total=0

**AeAeg\_Aag2\_Ago2\_SINV\_RA.rep**




positive=0, negative=1, total=1


Window size=25, length=10940, virus@NC\_007580.2-St.\_Louis\_encephalitis\_virus:1-10940




**AeAeg\_Aag2\_Ago2\_SINV\_RA.18\_23.rep**



**AeAeg\_Aag2\_Ago2\_SINV\_RA.24\_35.rep**




**AeAeg\_Aag2\_Ago2\_SINV\_RA.rep**




Window size=25, length=10653, virus@NC\_006947.1-Karshi\_virus:1-10653

0 2000 4000 6000 8000 10000

**AeAeg\_Aag2\_Ago2\_SINV\_RA.18\_23.rep**



**AeAeg\_Aag2\_Ago2\_SINV\_RA.24\_35.rep**




**AeAeg\_Aag2\_Ago2\_SINV\_RA.rep**




Window size=25, length=10685, virus@NC\_004355.1-Alkhurma\_virus:1-10685

0 2000 4000 6000 8000 10000


**AeAeg\_Aag2\_Ago2\_SINV\_RA.18\_23.rep**



**AeAeg\_Aag2\_Ago2\_SINV\_RA.24\_35.rep**




**AeAeg\_Aag2\_Ago2\_SINV\_RA.rep**




0 2000 4000 6000 8000 10000

**AeAeg\_Aag2\_Ago2\_SINV\_RA.18\_23.rep**



**AeAeg\_Aag2\_Ago2\_SINV\_RA.24\_35.rep**




**AeAeg\_Aag2\_Ago2\_SINV\_RA.rep**




0 2000 4000 6000 8000 10000

**AeAeg\_Aag2\_Ago2\_SINV\_RA.18\_23.rep**



**AeAeg\_Aag2\_Ago2\_SINV\_RA.24\_35.rep**




**AeAeg\_Aag2\_Ago2\_SINV\_RA.rep**




Window size=25, length=10649, virus@NC\_002640.1-Dengue\_virus\_411-10649

0 2000 4000 6000 8000 10000

**AeAeg\_Aag2\_Ago2\_SINV\_RA.18\_23.rep**



**AeAeg\_Aag2\_Ago2\_SINV\_RA.24\_35.rep**



**AeAeg\_Aag2\_Ago2\_SINV\_RA.rep**




Window size=25, length=10862, virus@NC\_002031.1-Yellow\_fever\_virus:1-10862


0 2000 4000 6000 8000 10000




**AeAeg\_Aag2\_Ago2\_SINV\_RA.18\_23.rep**



**AeAeg\_Aag2\_Ago2\_SINV\_RA.24\_35.rep**




**AeAeg\_Aag2\_Ago2\_SINV\_RA.rep**




Window size=25, length=12294, virus@NC\_001927.1-Bunyamwera\_virus\_segment\_S\_plus\_segment\_M\_plus\_segment\_L:1-12294

0 2000 4000 6000 8000 10000 12000

**AeAeg\_Aag2\_Ago2\_SINV\_RA.18\_23.rep**



**AeAeg\_Aag2\_Ago2\_SINV\_RA.24\_35.rep**




**AeAeg\_Aag2\_Ago2\_SINV\_RA.rep**




0 2000 4000 6000 8000 10000


**AeAeg\_Aag2\_Ago2\_SINV\_RA.18\_23.rep**



**AeAeg\_Aag2\_Ago2\_SINV\_RA.24\_35.rep**




**AeAeg\_Aag2\_Ago2\_SINV\_RA.rep**




Window size=25, length=10707, virus@NC\_001475.2-Dengue\_virus\_3:1-10707

0 2000 4000 6000 8000 10000

**AeAeg\_Aag2\_Ago2\_SINV\_RA.18\_23.rep**



**AeAeg\_Aag2\_Ago2\_SINV\_RA.24\_35.rep**




**AeAeg\_Aag2\_Ago2\_SINV\_RA.rep**



**AeAeg\_Aag2\_Ago2\_SINV\_RA.18\_23.rep**



**AeAeg\_Aag2\_Ago2\_SINV\_RA.24\_35.rep**




**AeAeg\_Aag2\_Ago2\_SINV\_RA.rep**




0 2000 4000 6000 8000 10000

**AeAeg\_Aag2\_Ago2\_SINV\_RA.18\_23.rep**



**AeAeg\_Aag2\_Ago2\_SINV\_RA.24\_35.rep**




**AeAeg\_Aag2\_Ago2\_SINV\_RA.rep**




0 1000 2000 3000 4000

**AeAeg\_Aag2\_Ago2\_SINV\_RA.18\_23.rep**




positive=0, negative=0, total=0

**AeAeg\_Aag2\_Ago2\_SINV\_RA.24\_35.rep**



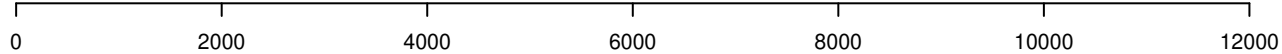
positive=0, negative=0, total=0

**AeAeg\_Aag2\_Ago2\_SINV\_RA.rep**



positive=0, negative=0, total=0


Window size=25, length=12916, virus@MH237595.1-Aedes\_aegypti\_anphevirus\_strain\_1a:1-12916



**AeAeg\_Aag2\_Ago2\_SINV\_RA.18\_23.rep**



**AeAeg\_Aag2\_Ago2\_SINV\_RA.24\_35.rep**




**AeAeg\_Aag2\_Ago2\_SINV\_RA.rep**







**AeAeg\_Aag2\_Ago2\_SINV\_RA.18\_23.rep**




**AeAeg\_Aag2\_Ago2\_SINV\_RA.24\_35.rep**




**AeAeg\_Aag2\_Ago2\_SINV\_RA.rep**




**AeAeg\_Aag2\_Ago2\_SINV\_RA.18\_23.rep**




**AeAeg\_Aag2\_Ago2\_SINV\_RA.24\_35.rep**




**AeAeg\_Aag2\_Ago2\_SINV\_RA.rep**



AeAeg\_Aag2\_Ago2\_SINV\_RA.18\_23.rep




AeAeg\_Aag2\_Ago2\_SINV\_RA.24\_35.rep



AeAeg\_Aag2\_Ago2\_SINV\_RA.rep




**AeAeg\_Aag2\_Ago2\_SINV\_RA.18\_23.rep**




positive=0, negative=0, total=0

**AeAeg\_Aag2\_Ago2\_SINV\_RA.24\_35.rep**



positive=0, negative=0, total=0

**AeAeg\_Aag2\_Ago2\_SINV\_RA.rep**




positive=0, negative=0, total=0

Window size=25, length=11798, virus@KU194360.1\_Merida\_virus\_isolate\_MERD-Mex07:1-11798

0 2000 4000 6000 8000 10000 12000

**AeAeg\_Aag2\_Ago2\_SINV\_RA.18\_23.rep**




**AeAeg\_Aag2\_Ago2\_SINV\_RA.24\_35.rep**




**AeAeg\_Aag2\_Ago2\_SINV\_RA.rep**




Window size=25, length=10182, virus@DQ859056.1-Banzi\_virus\_strain\_SAH\_336\_polyprotein\_gene:1-10182



**AeAeg\_Aag2\_Ago2\_SINV\_RA.18\_23.rep**



**AeAeg\_Aag2\_Ago2\_SINV\_RA.24\_35.rep**




**AeAeg\_Aag2\_Ago2\_SINV\_RA.rep**




Window size=25, length=10922, virus@AY632538.4-Iguape\_virus\_strain\_SPAn\_71686:1-10922

**AeAeg\_Aag2\_Ago2\_SINV\_RA.18\_23.rep**




**AeAeg\_Aag2\_Ago2\_SINV\_RA.24\_35.rep**




**AeAeg\_Aag2\_Ago2\_SINV\_RA.rep**




**AeAeg\_Aag2\_Ago2\_SINV\_RA.18\_23.rep**



**AeAeg\_Aag2\_Ago2\_SINV\_RA.24\_35.rep**




**AeAeg\_Aag2\_Ago2\_SINV\_RA.rep**







**AeAeg\_Aag2\_Ago2\_SINV\_RA.18\_23.rep**



**AeAeg\_Aag2\_Ago2\_SINV\_RA.24\_35.rep**



**AeAeg\_Aag2\_Ago2\_SINV\_RA.rep**




0 2000 4000 6000 8000 10000 12000 14000


**AeAeg\_Aag2\_Ago2\_SINV\_RA.18\_23.rep**



**AeAeg\_Aag2\_Ago2\_SINV\_RA.24\_35.rep**



**AeAeg\_Aag2\_Ago2\_SINV\_RA.rep**



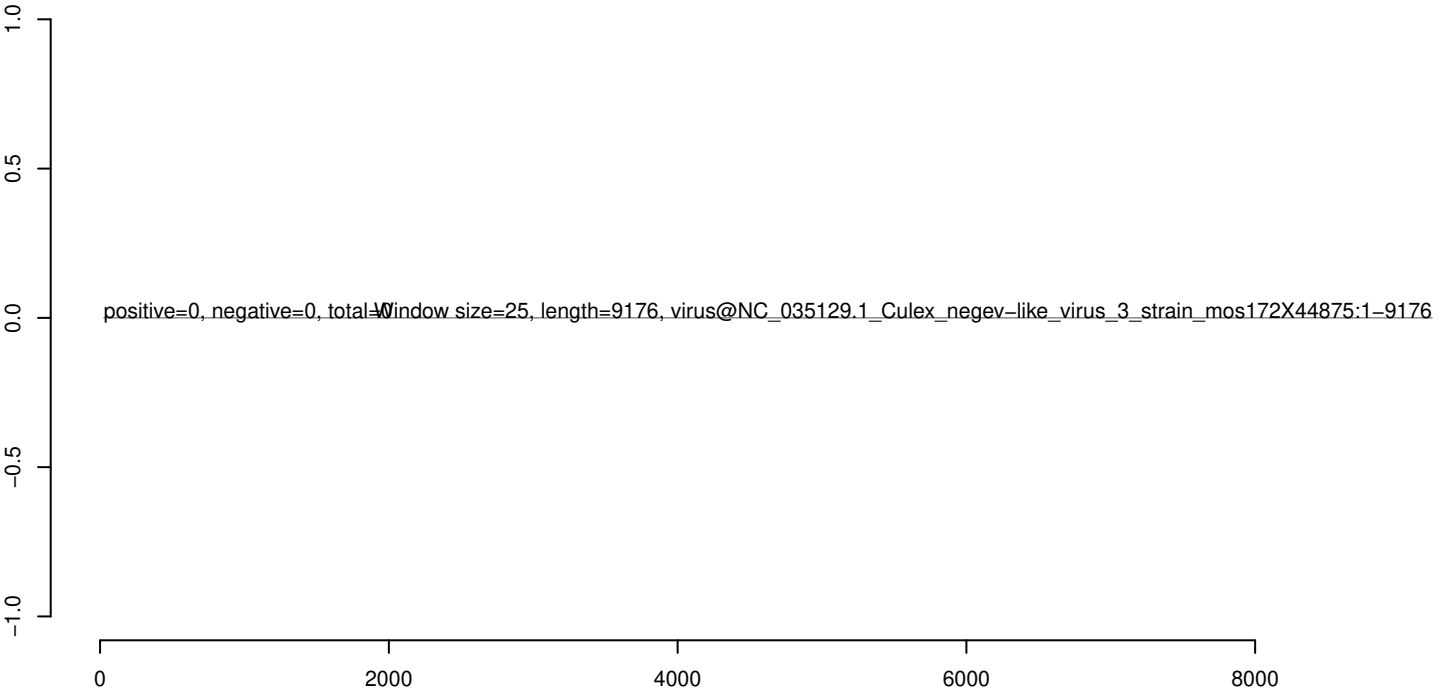
**AeAeg\_Aag2\_Ago2\_SINV\_RA.18\_23.rep**



**AeAeg\_Aag2\_Ago2\_SINV\_RA.24\_35.rep**



**AeAeg\_Aag2\_Ago2\_SINV\_RA.rep**




**AeAeg\_Aag2\_Ago2\_SINV\_RA.18\_23.rep**



**AeAeg\_Aag2\_Ago2\_SINV\_RA.24\_35.rep**




**AeAeg\_Aag2\_Ago2\_SINV\_RA.rep**




**AeAeg\_Aag2\_Ago2\_SINV\_RA.18\_23.rep**



**AeAeg\_Aag2\_Ago2\_SINV\_RA.24\_35.rep**




**AeAeg\_Aag2\_Ago2\_SINV\_RA.rep**




0 2000 4000 6000 8000 10000

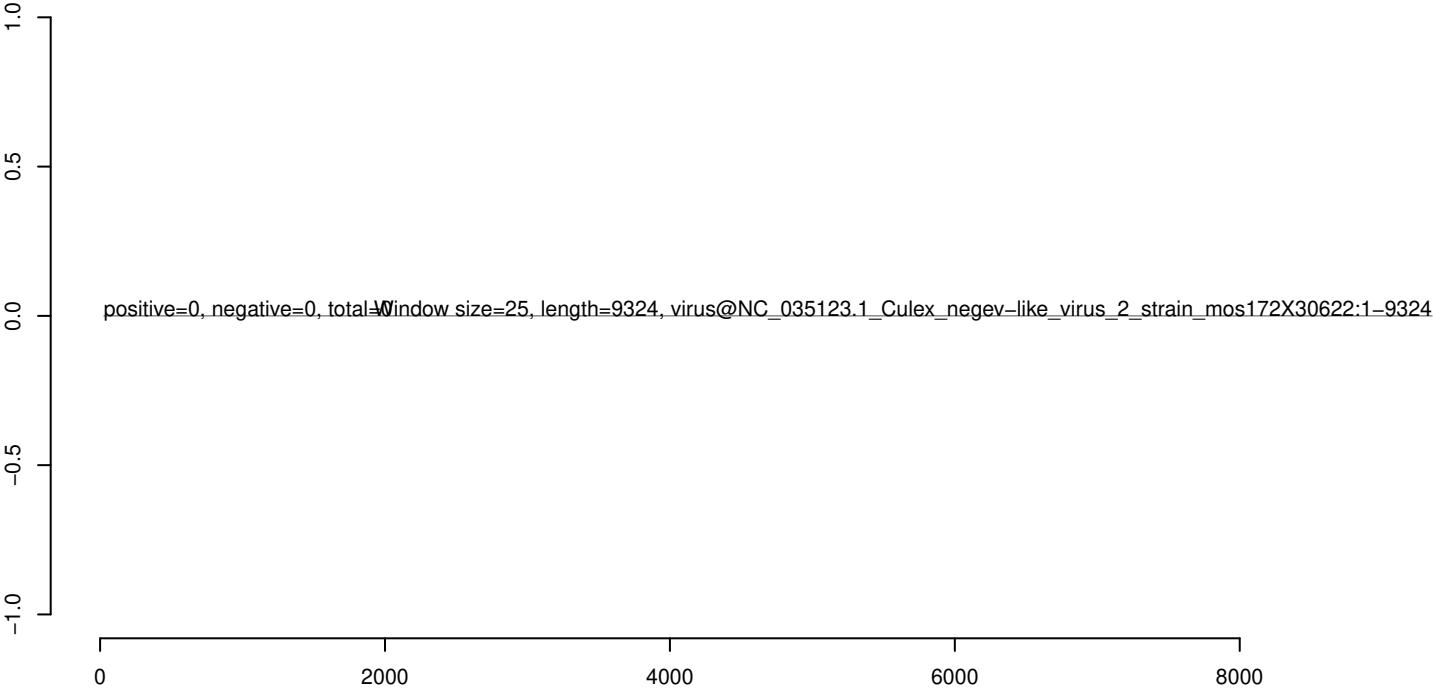
**AeAeg\_Aag2\_Ago2\_SINV\_RA.18\_23.rep**



**AeAeg\_Aag2\_Ago2\_SINV\_RA.24\_35.rep**



**AeAeg\_Aag2\_Ago2\_SINV\_RA.rep**




**AeAeg\_Aag2\_Ago2\_SINV\_RA.18\_23.rep**



**AeAeg\_Aag2\_Ago2\_SINV\_RA.24\_35.rep**



**AeAeg\_Aag2\_Ago2\_SINV\_RA.rep**



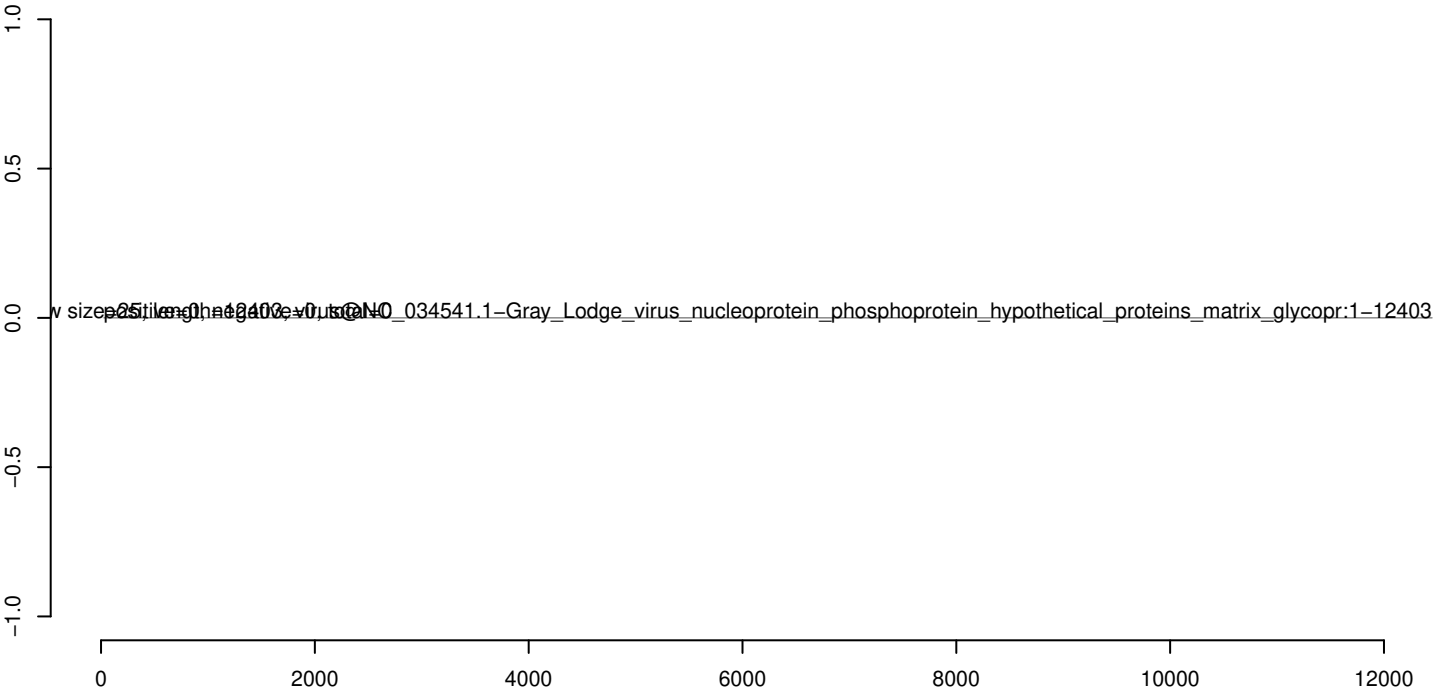
**AeAeg\_Aag2\_Ago2\_SINV\_RA.18\_23.rep**



**AeAeg\_Aag2\_Ago2\_SINV\_RA.24\_35.rep**



**AeAeg\_Aag2\_Ago2\_SINV\_RA.rep**





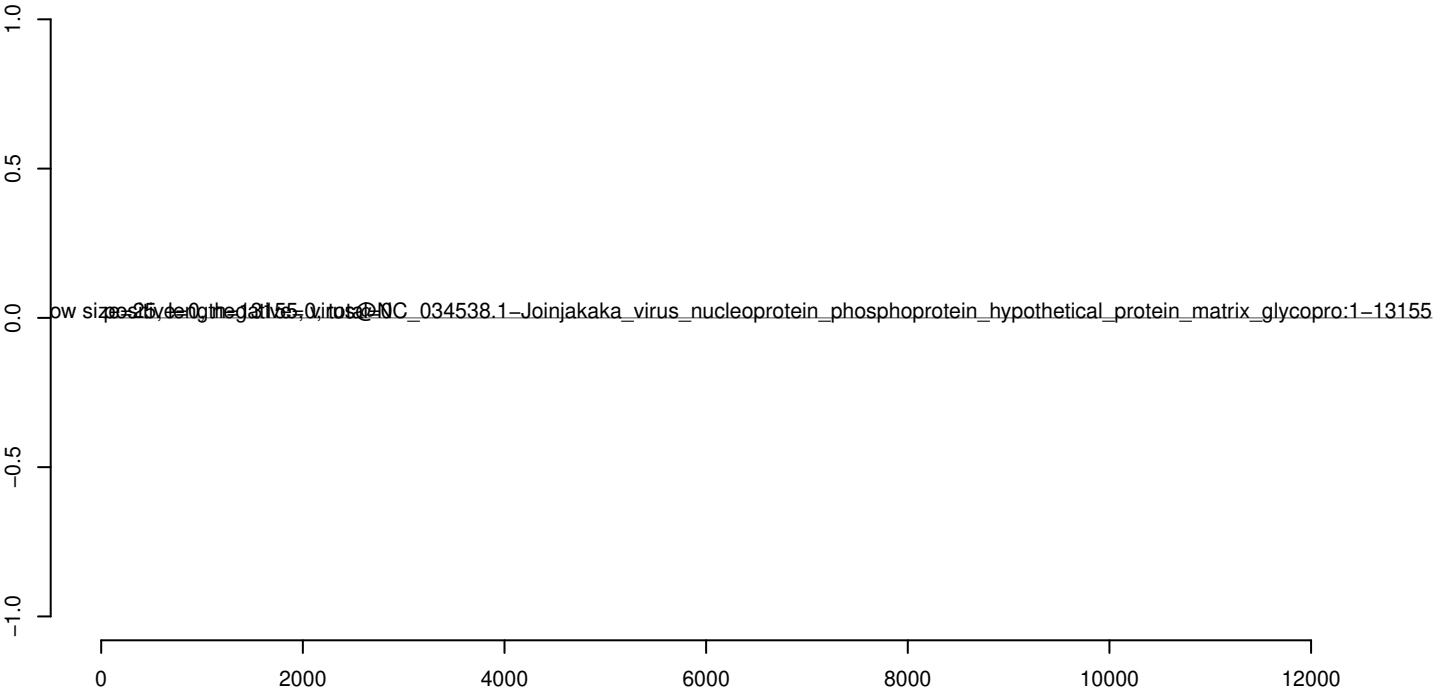
**AeAeg\_Aag2\_Ago2\_SINV\_RA.18\_23.rep**



**AeAeg\_Aag2\_Ago2\_SINV\_RA.24\_35.rep**



**AeAeg\_Aag2\_Ago2\_SINV\_RA.rep**



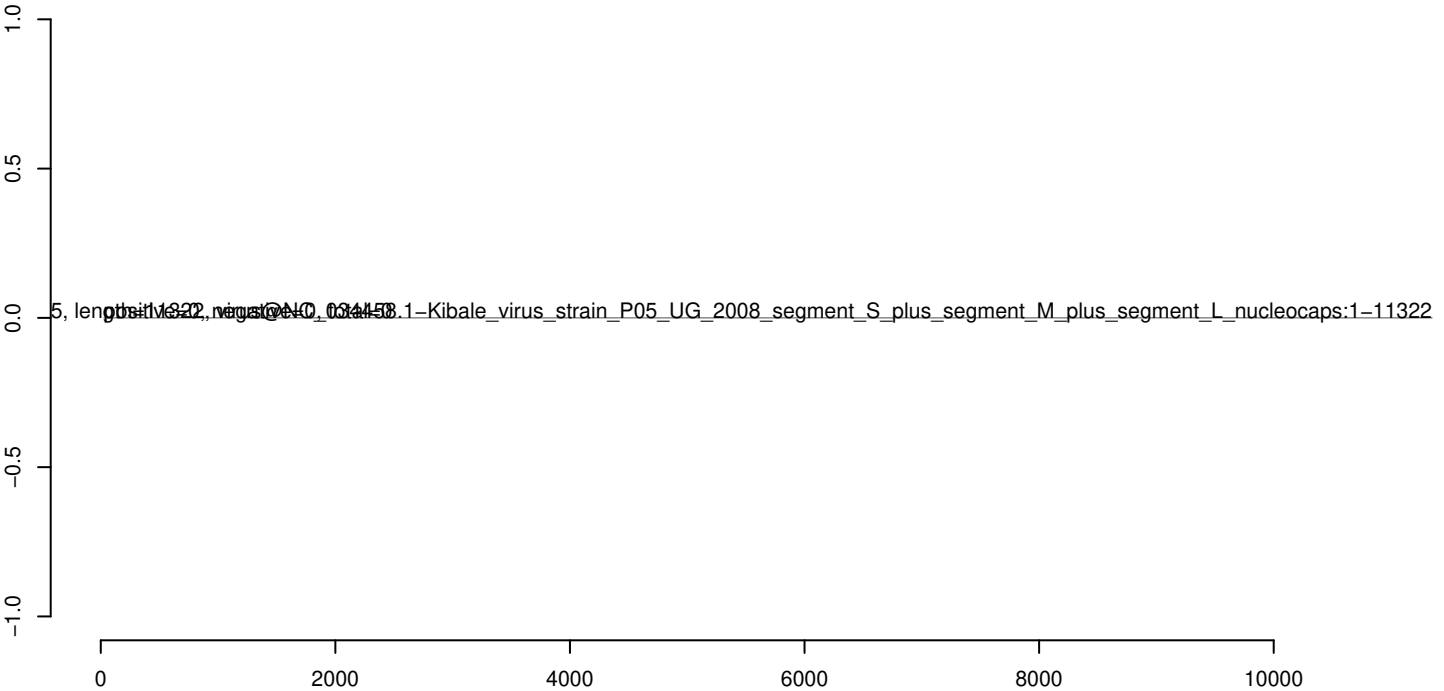
**AeAeg\_Aag2\_Ago2\_SINV\_RA.18\_23.rep**



**AeAeg\_Aag2\_Ago2\_SINV\_RA.24\_35.rep**



**AeAeg\_Aag2\_Ago2\_SINV\_RA.rep**




**AeAeg\_Aag2\_Ago2\_SINV\_RA.18\_23.rep**



**AeAeg\_Aag2\_Ago2\_SINV\_RA.24\_35.rep**



**AeAeg\_Aag2\_Ago2\_SINV\_RA.rep**



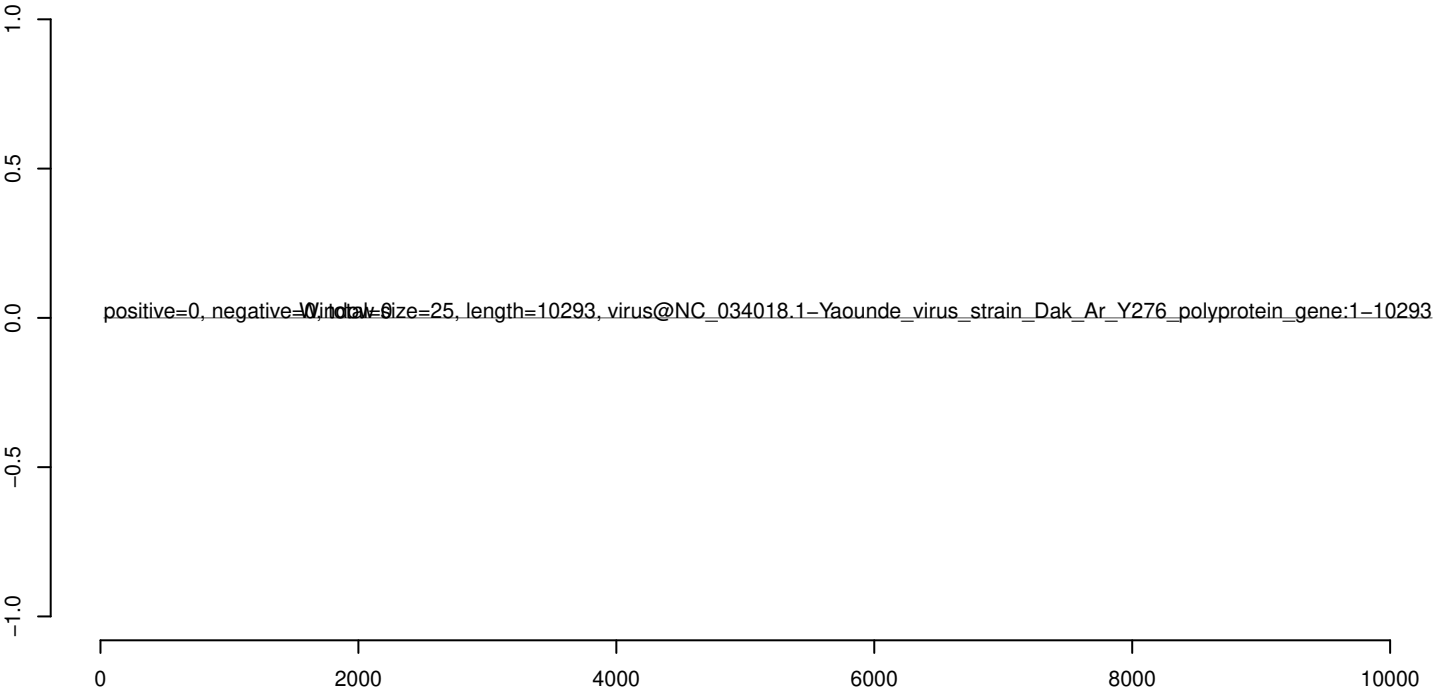
**AeAeg\_Aag2\_Ago2\_SINV\_RA.18\_23.rep**



**AeAeg\_Aag2\_Ago2\_SINV\_RA.24\_35.rep**



**AeAeg\_Aag2\_Ago2\_SINV\_RA.rep**




**AeAeg\_Aag2\_Ago2\_SINV\_RA.18\_23.rep**



**AeAeg\_Aag2\_Ago2\_SINV\_RA.24\_35.rep**



**AeAeg\_Aag2\_Ago2\_SINV\_RA.rep**



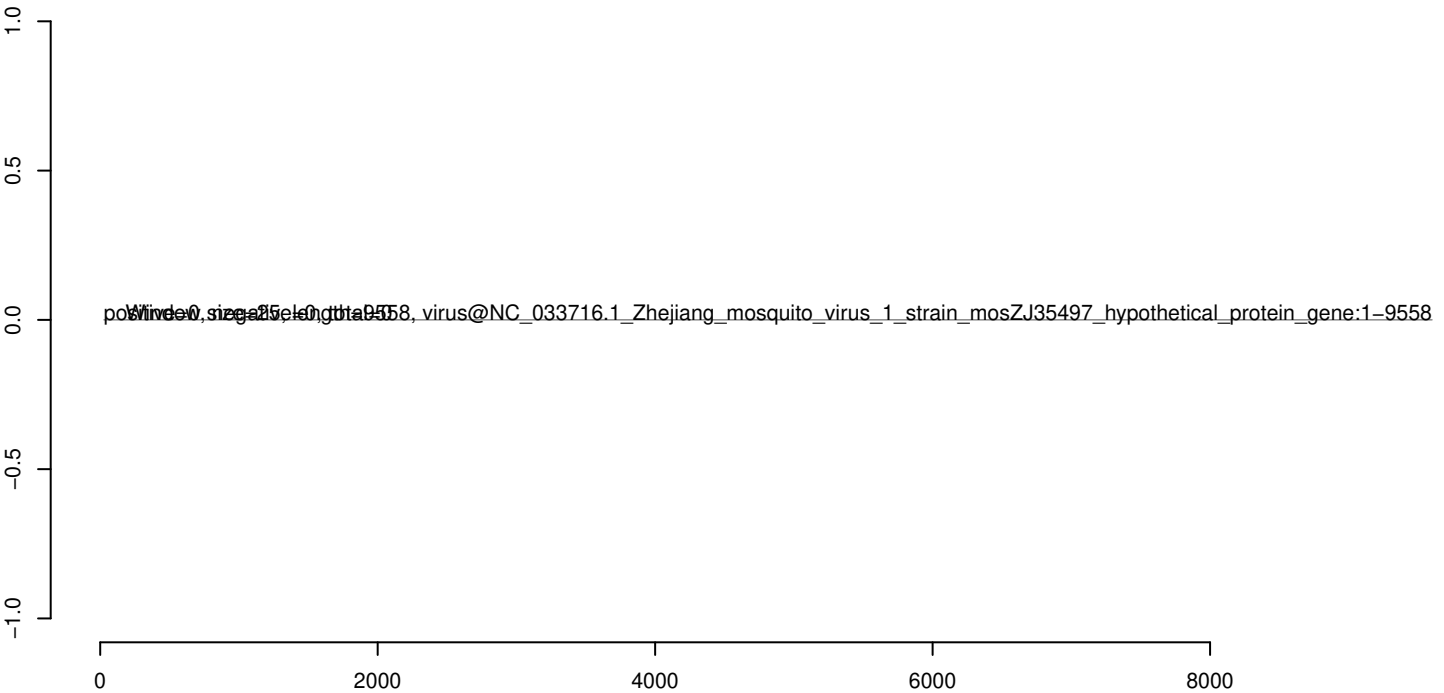
**AeAeg\_Aag2\_Ago2\_SINV\_RA.18\_23.rep**



**AeAeg\_Aag2\_Ago2\_SINV\_RA.24\_35.rep**



**AeAeg\_Aag2\_Ago2\_SINV\_RA.rep**




**AeAeg\_Aag2\_Ago2\_SINV\_RA.18\_23.rep**




**AeAeg\_Aag2\_Ago2\_SINV\_RA.24\_35.rep**




**AeAeg\_Aag2\_Ago2\_SINV\_RA.rep**



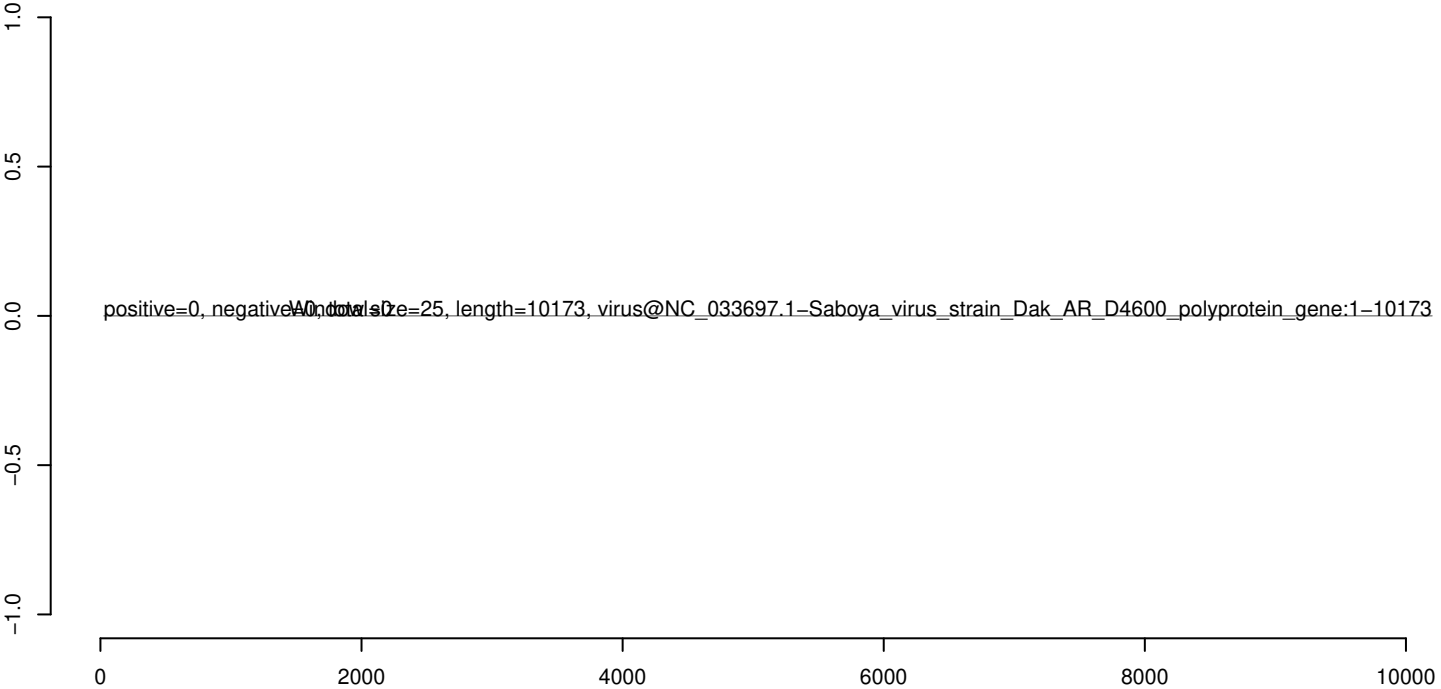
**AeAeg\_Aag2\_Ago2\_SINV\_RA.18\_23.rep**



**AeAeg\_Aag2\_Ago2\_SINV\_RA.24\_35.rep**



**AeAeg\_Aag2\_Ago2\_SINV\_RA.rep**





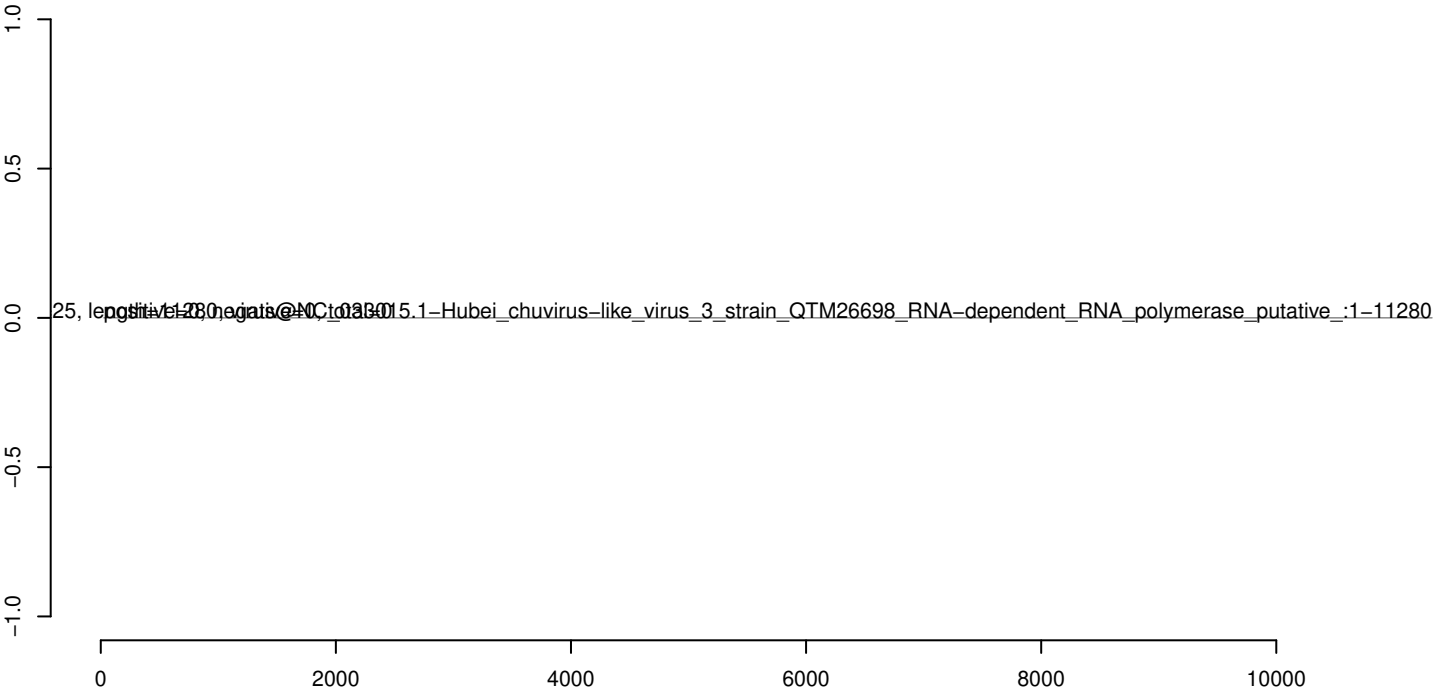
**AeAeg\_Aag2\_Ago2\_SINV\_RA.18\_23.rep**



**AeAeg\_Aag2\_Ago2\_SINV\_RA.24\_35.rep**



**AeAeg\_Aag2\_Ago2\_SINV\_RA.rep**



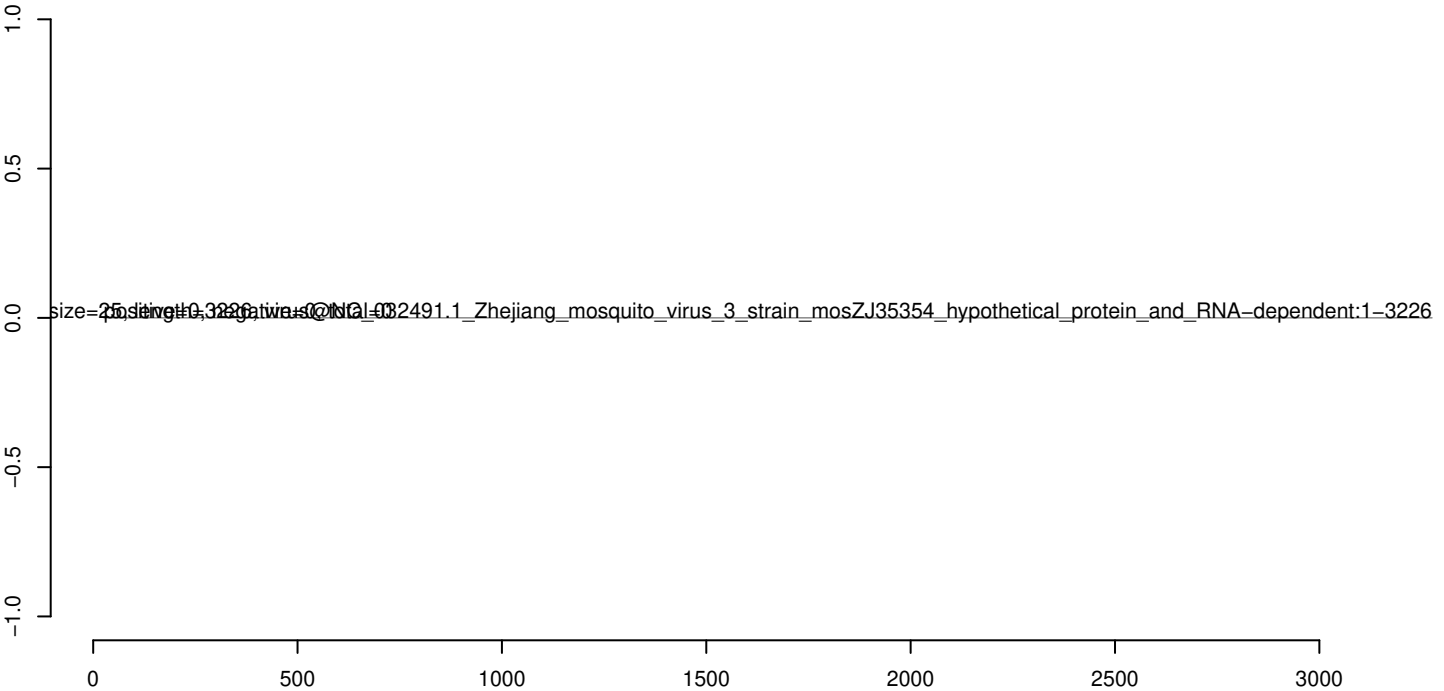
**AeAeg\_Aag2\_Ago2\_SINV\_RA.18\_23.rep**



**AeAeg\_Aag2\_Ago2\_SINV\_RA.24\_35.rep**



**AeAeg\_Aag2\_Ago2\_SINV\_RA.rep**



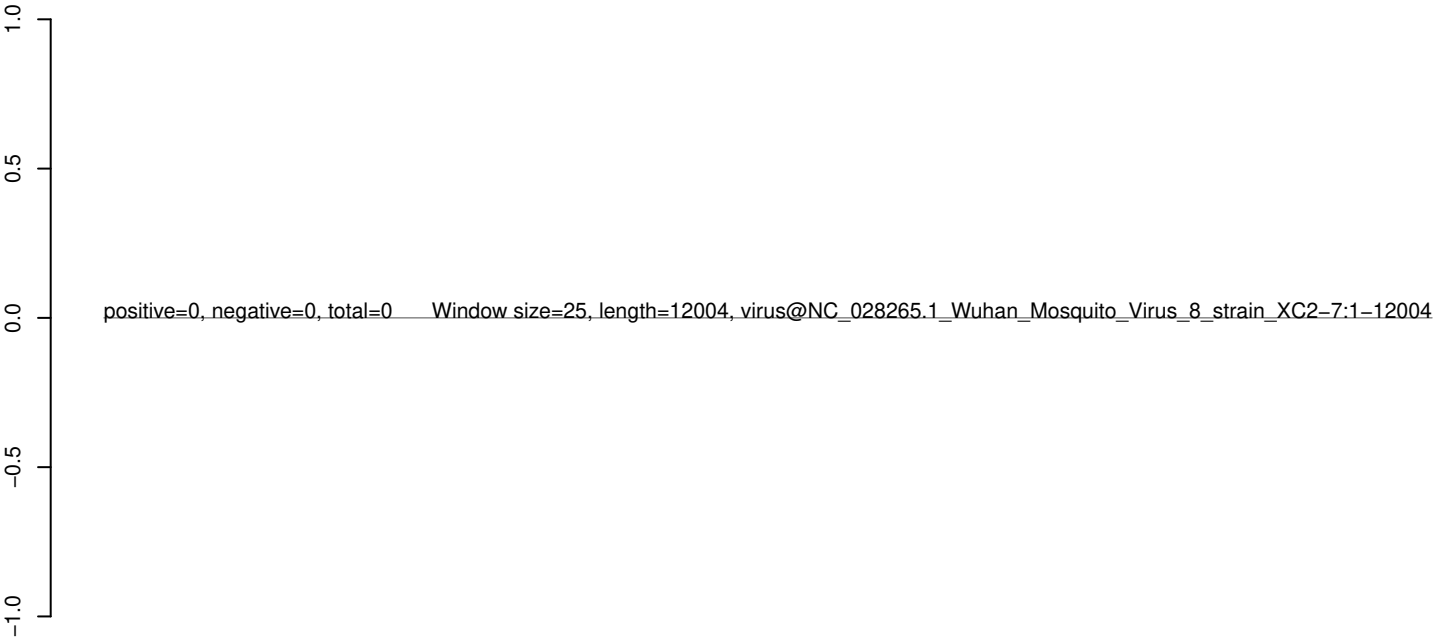
**AeAeg\_Aag2\_Ago2\_SINV\_RA.18\_23.rep**



**AeAeg\_Aag2\_Ago2\_SINV\_RA.24\_35.rep**



**AeAeg\_Aag2\_Ago2\_SINV\_RA.rep**



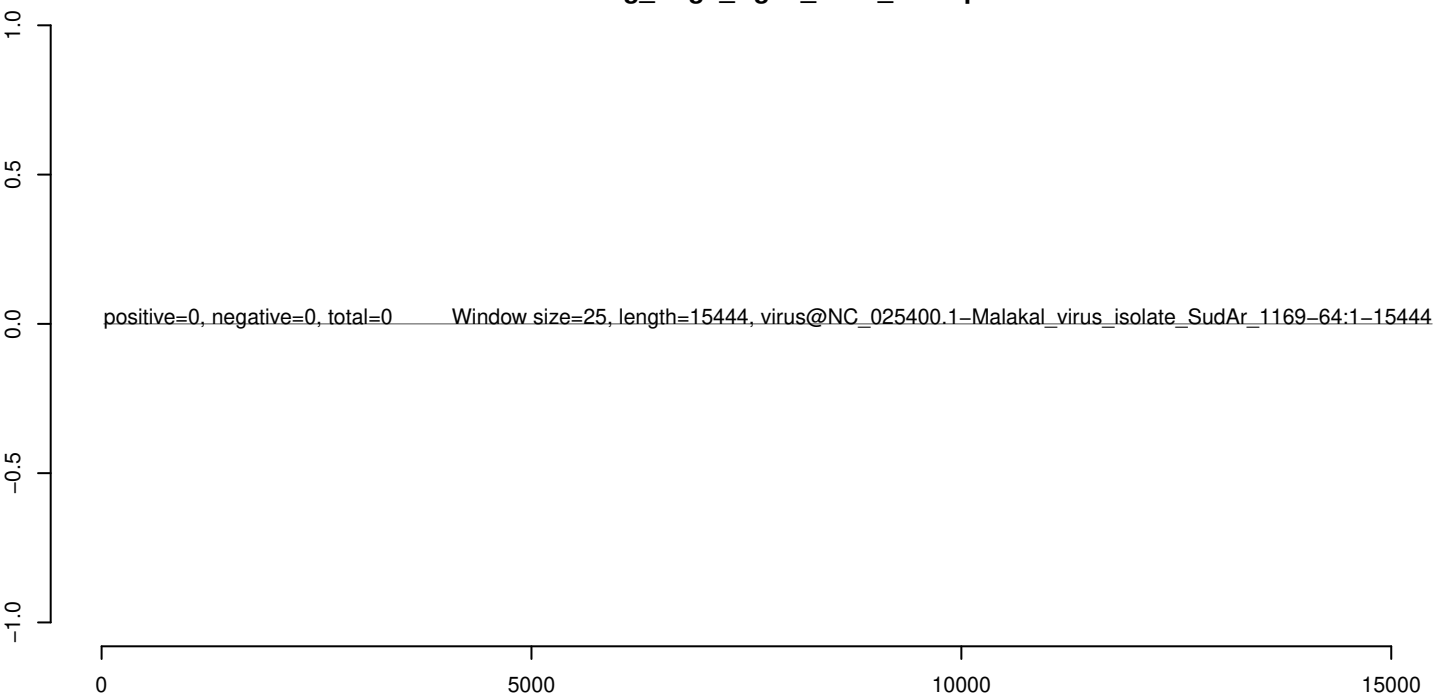
**AeAeg\_Aag2\_Ago2\_SINV\_RA.18\_23.rep**




**AeAeg\_Aag2\_Ago2\_SINV\_RA.24\_35.rep**




**AeAeg\_Aag2\_Ago2\_SINV\_RA.rep**




**AeAeg\_Aag2\_Ago2\_SINV\_RA.18\_23.rep**




**AeAeg\_Aag2\_Ago2\_SINV\_RA.24\_35.rep**




**AeAeg\_Aag2\_Ago2\_SINV\_RA.rep**



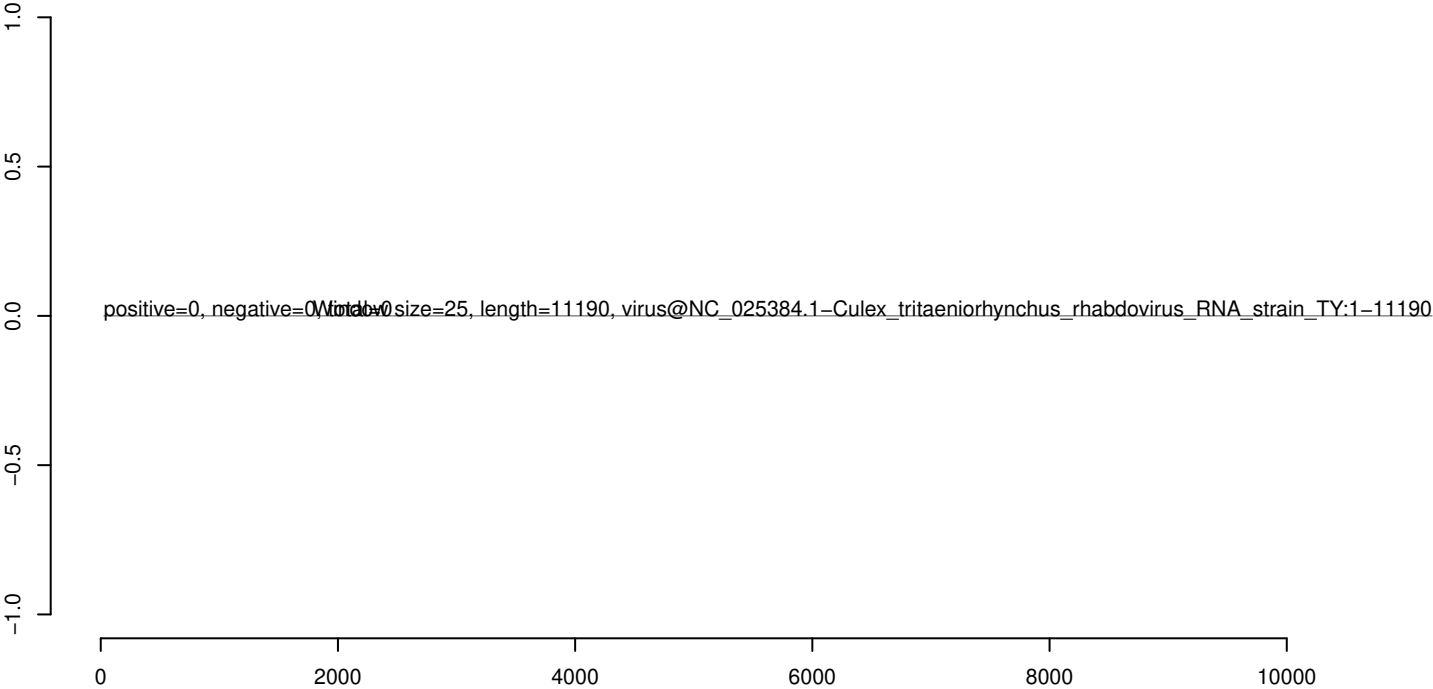
**AeAeg\_Aag2\_Ago2\_SINV\_RA.18\_23.rep**



**AeAeg\_Aag2\_Ago2\_SINV\_RA.24\_35.rep**



**AeAeg\_Aag2\_Ago2\_SINV\_RA.rep**




**AeAeg\_Aag2\_Ago2\_SINV\_RA.18\_23.rep**



**AeAeg\_Aag2\_Ago2\_SINV\_RA.24\_35.rep**



**AeAeg\_Aag2\_Ago2\_SINV\_RA.rep**



0 2000 4000 6000 8000 10000



**AeAeg\_Aag2\_Ago2\_SINV\_RA.18\_23.rep**



**AeAeg\_Aag2\_Ago2\_SINV\_RA.24\_35.rep**



**AeAeg\_Aag2\_Ago2\_SINV\_RA.rep**





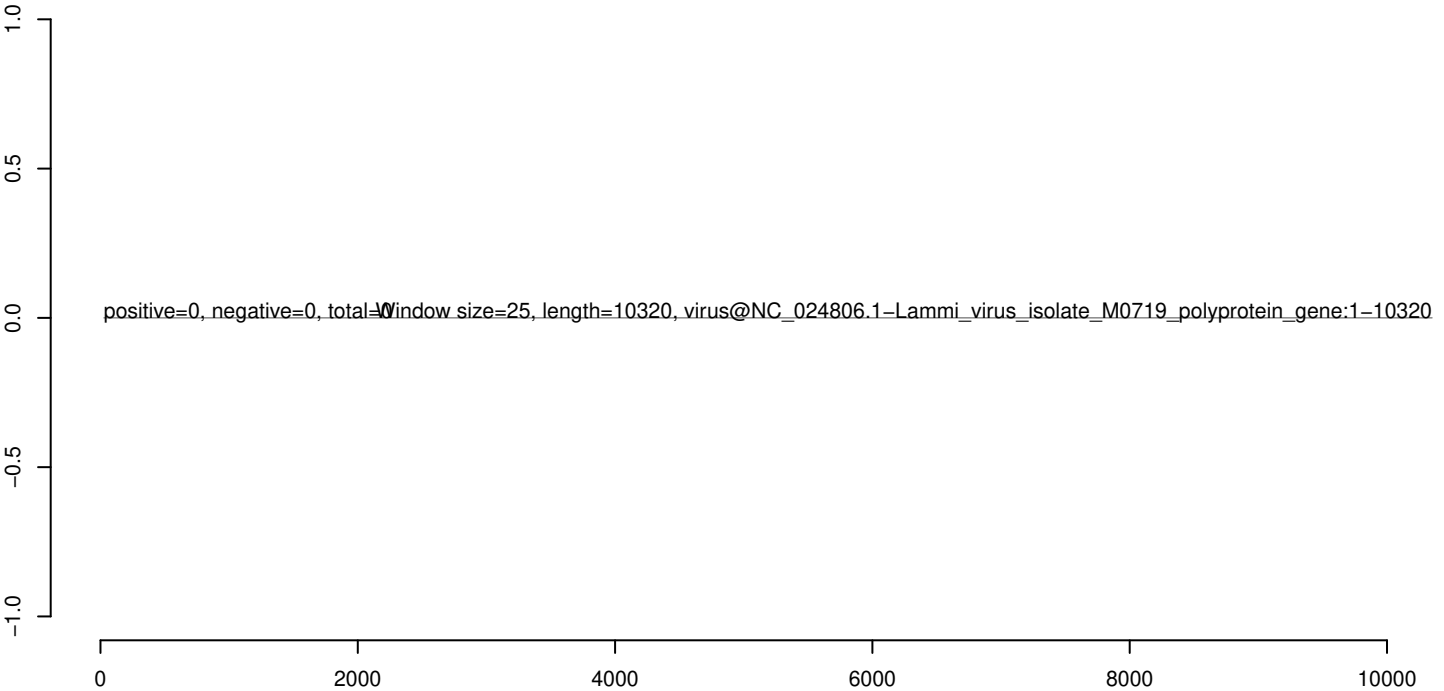
**AeAeg\_Aag2\_Ago2\_SINV\_RA.18\_23.rep**



**AeAeg\_Aag2\_Ago2\_SINV\_RA.24\_35.rep**



**AeAeg\_Aag2\_Ago2\_SINV\_RA.rep**




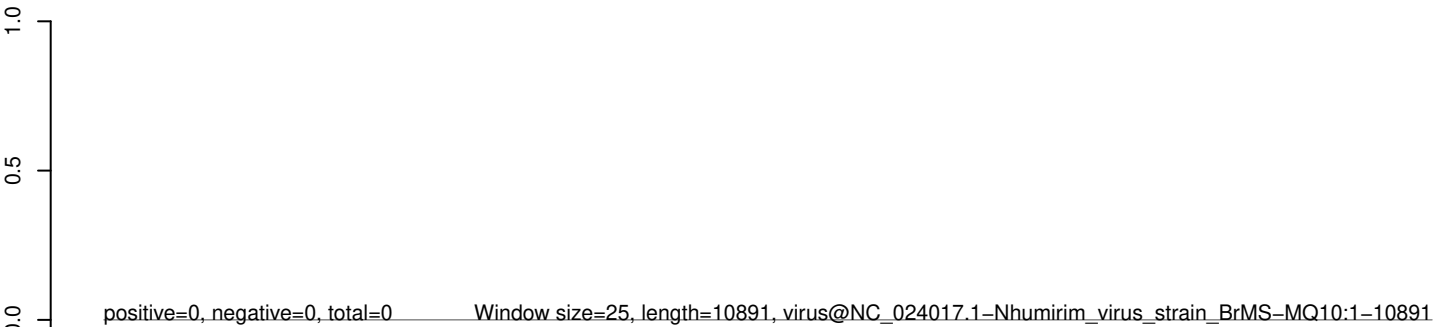
**AeAeg\_Aag2\_Ago2\_SINV\_RA.18\_23.rep**



**AeAeg\_Aag2\_Ago2\_SINV\_RA.24\_35.rep**




**AeAeg\_Aag2\_Ago2\_SINV\_RA.rep**




**AeAeg\_Aag2\_Ago2\_SINV\_RA.18\_23.rep**



**AeAeg\_Aag2\_Ago2\_SINV\_RA.24\_35.rep**



**AeAeg\_Aag2\_Ago2\_SINV\_RA.rep**



0 2000 4000 6000 8000 10000


**AeAeg\_Aag2\_Ago2\_SINV\_RA.18\_23.rep**



**AeAeg\_Aag2\_Ago2\_SINV\_RA.24\_35.rep**



**AeAeg\_Aag2\_Ago2\_SINV\_RA.rep**



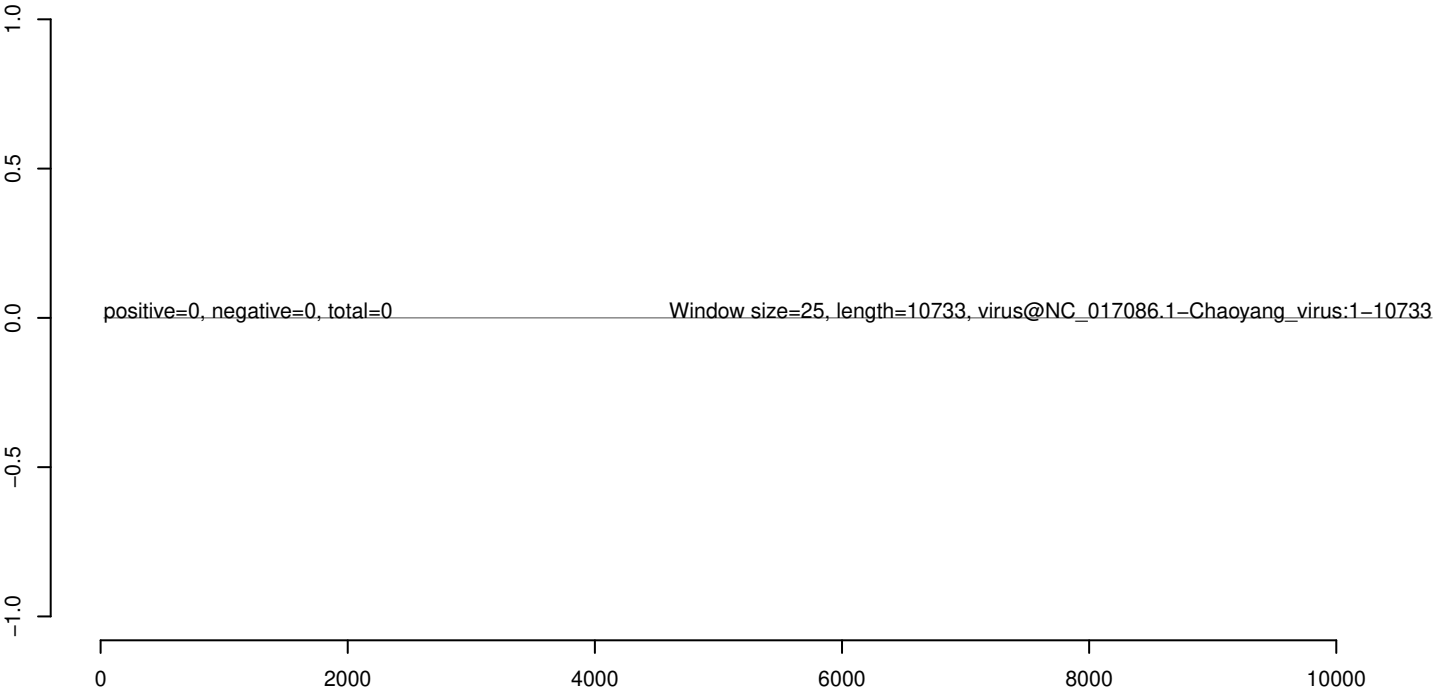
**AeAeg\_Aag2\_Ago2\_SINV\_RA.18\_23.rep**




**AeAeg\_Aag2\_Ago2\_SINV\_RA.24\_35.rep**




**AeAeg\_Aag2\_Ago2\_SINV\_RA.rep**



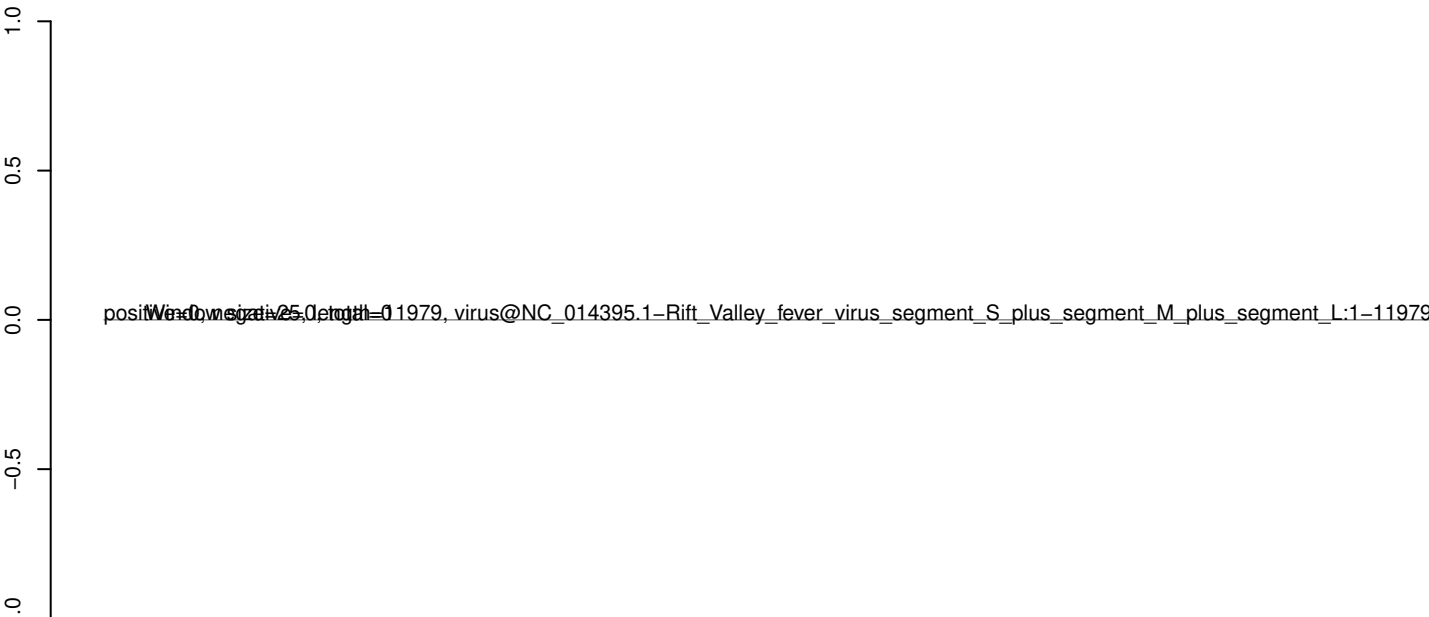
**AeAeg\_Aag2\_Ago2\_SINV\_RA.18\_23.rep**



**AeAeg\_Aag2\_Ago2\_SINV\_RA.24\_35.rep**




**AeAeg\_Aag2\_Ago2\_SINV\_RA.rep**




0 2000 4000 6000 8000 10000 12000

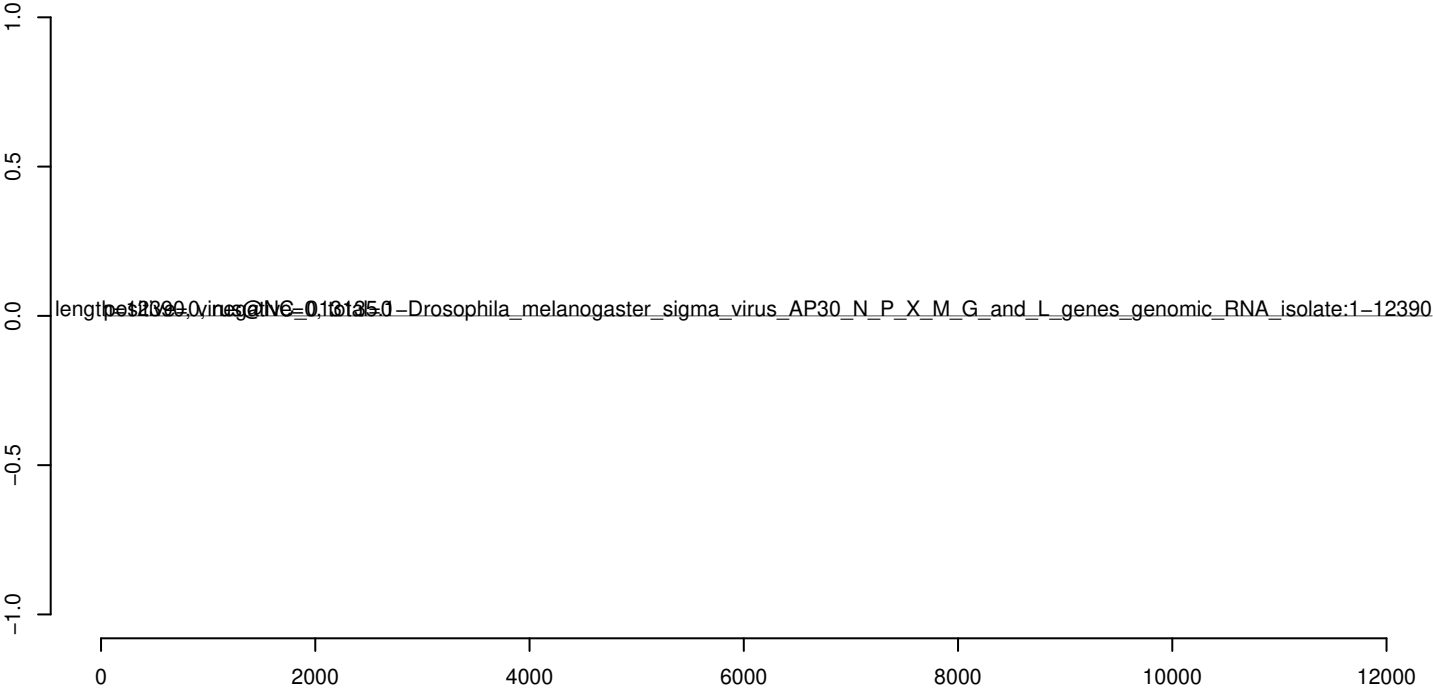
**AeAeg\_Aag2\_Ago2\_SINV\_RA.18\_23.rep**




**AeAeg\_Aag2\_Ago2\_SINV\_RA.24\_35.rep**




**AeAeg\_Aag2\_Ago2\_SINV\_RA.rep**



**AeAeg\_Aag2\_Ago2\_SINV\_RA.18\_23.rep**



**AeAeg\_Aag2\_Ago2\_SINV\_RA.24\_35.rep**



**AeAeg\_Aag2\_Ago2\_SINV\_RA.rep**






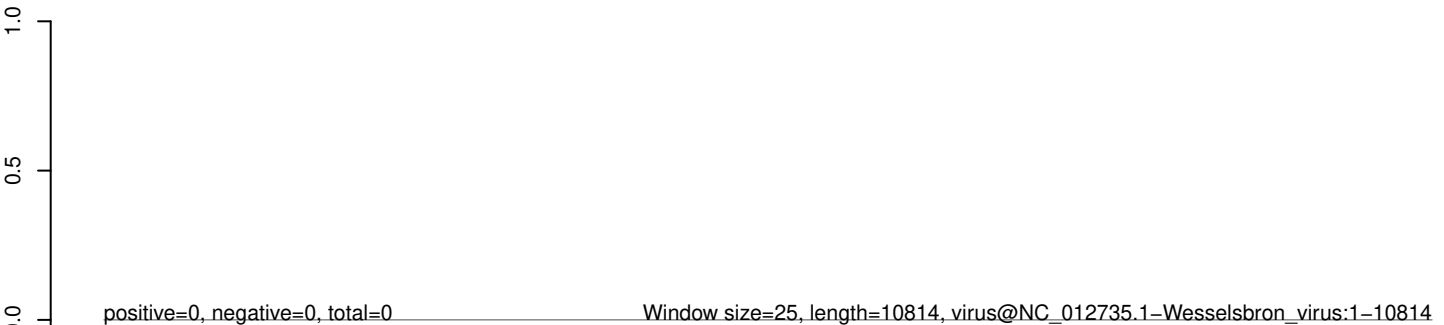
**AeAeg\_Aag2\_Ago2\_SINV\_RA.18\_23.rep**



**AeAeg\_Aag2\_Ago2\_SINV\_RA.24\_35.rep**




**AeAeg\_Aag2\_Ago2\_SINV\_RA.rep**




0 2000 4000 6000 8000 10000

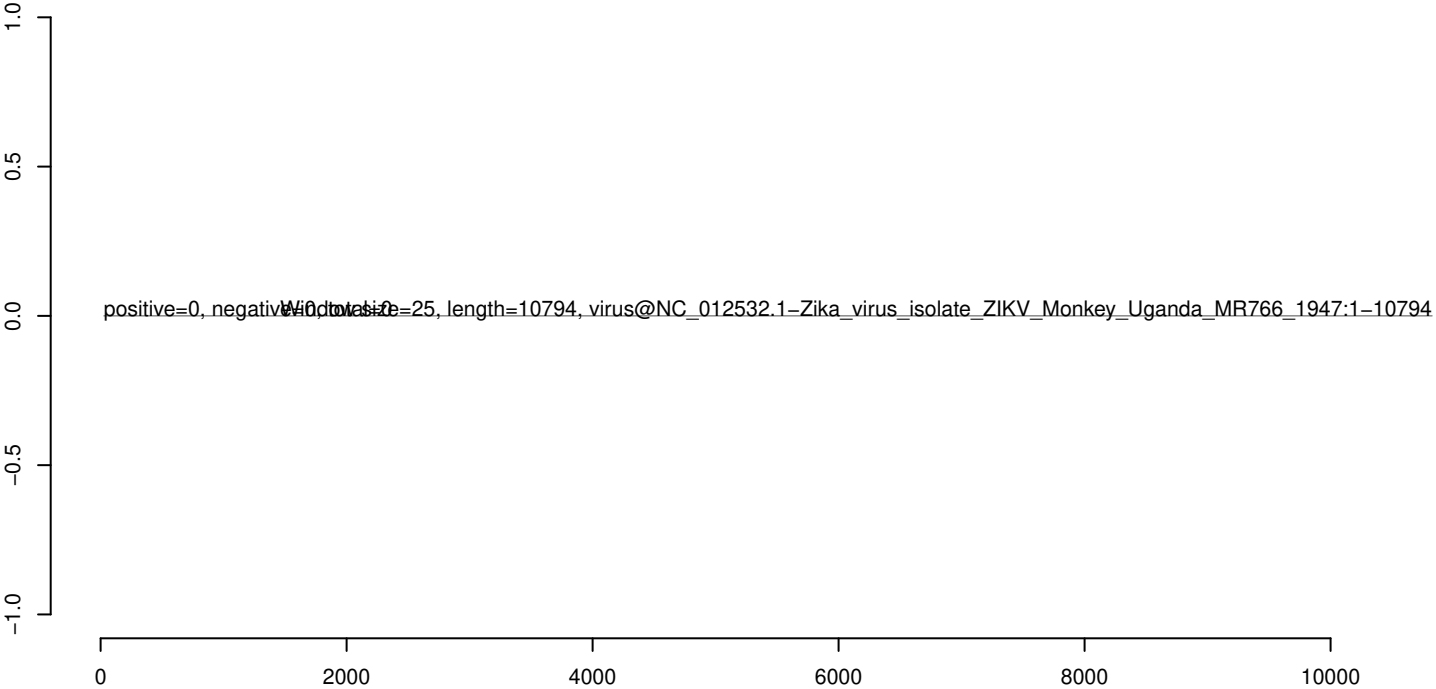
**AeAeg\_Aag2\_Ago2\_SINV\_RA.18\_23.rep**



**AeAeg\_Aag2\_Ago2\_SINV\_RA.24\_35.rep**



**AeAeg\_Aag2\_Ago2\_SINV\_RA.rep**



**AeAeg\_Aag2\_Ago2\_SINV\_RA.18\_23.rep**



**AeAeg\_Aag2\_Ago2\_SINV\_RA.24\_35.rep**



**AeAeg\_Aag2\_Ago2\_SINV\_RA.rep**




0 2000 4000 6000 8000 10000 12000


**AeAeg\_Aag2\_Ago2\_SINV\_RA.18\_23.rep**



**AeAeg\_Aag2\_Ago2\_SINV\_RA.24\_35.rep**



**AeAeg\_Aag2\_Ago2\_SINV\_RA.rep**



0 2000 4000 6000 8000 10000

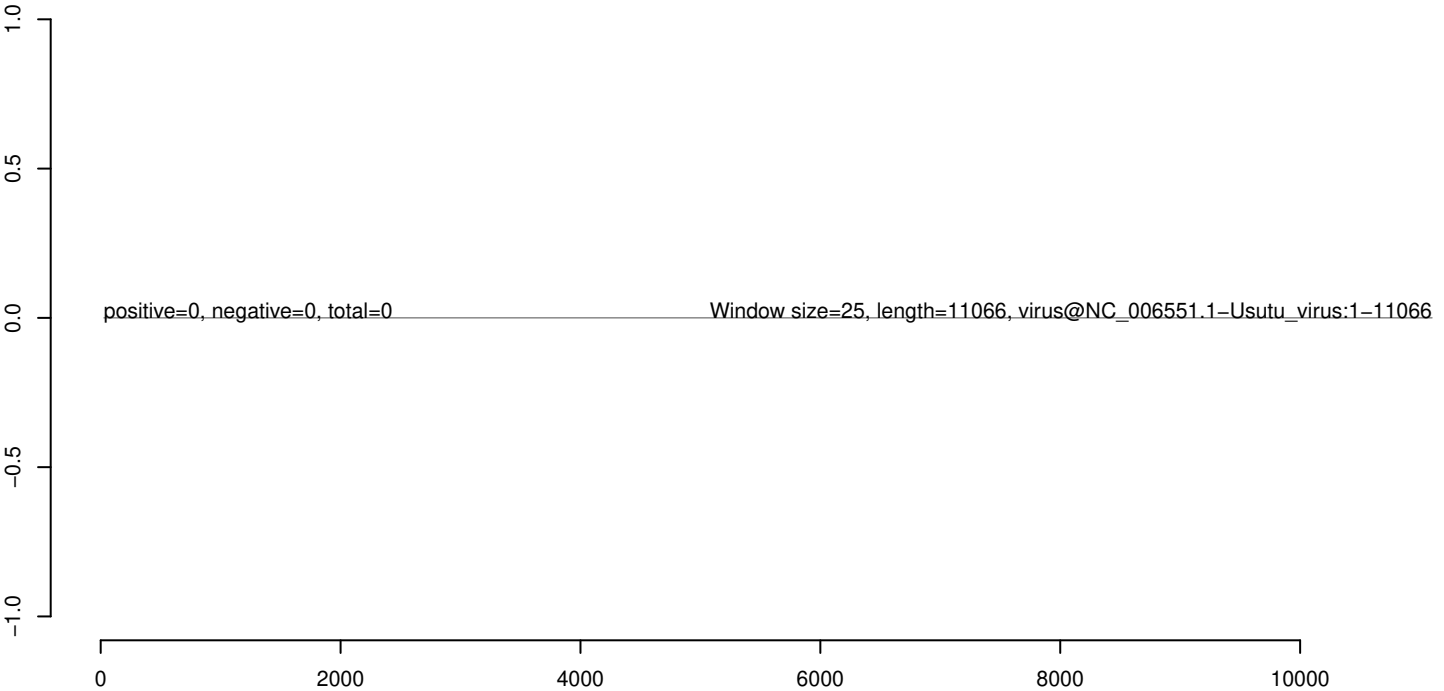
**AeAeg\_Aag2\_Ago2\_SINV\_RA.18\_23.rep**



**AeAeg\_Aag2\_Ago2\_SINV\_RA.24\_35.rep**



**AeAeg\_Aag2\_Ago2\_SINV\_RA.rep**



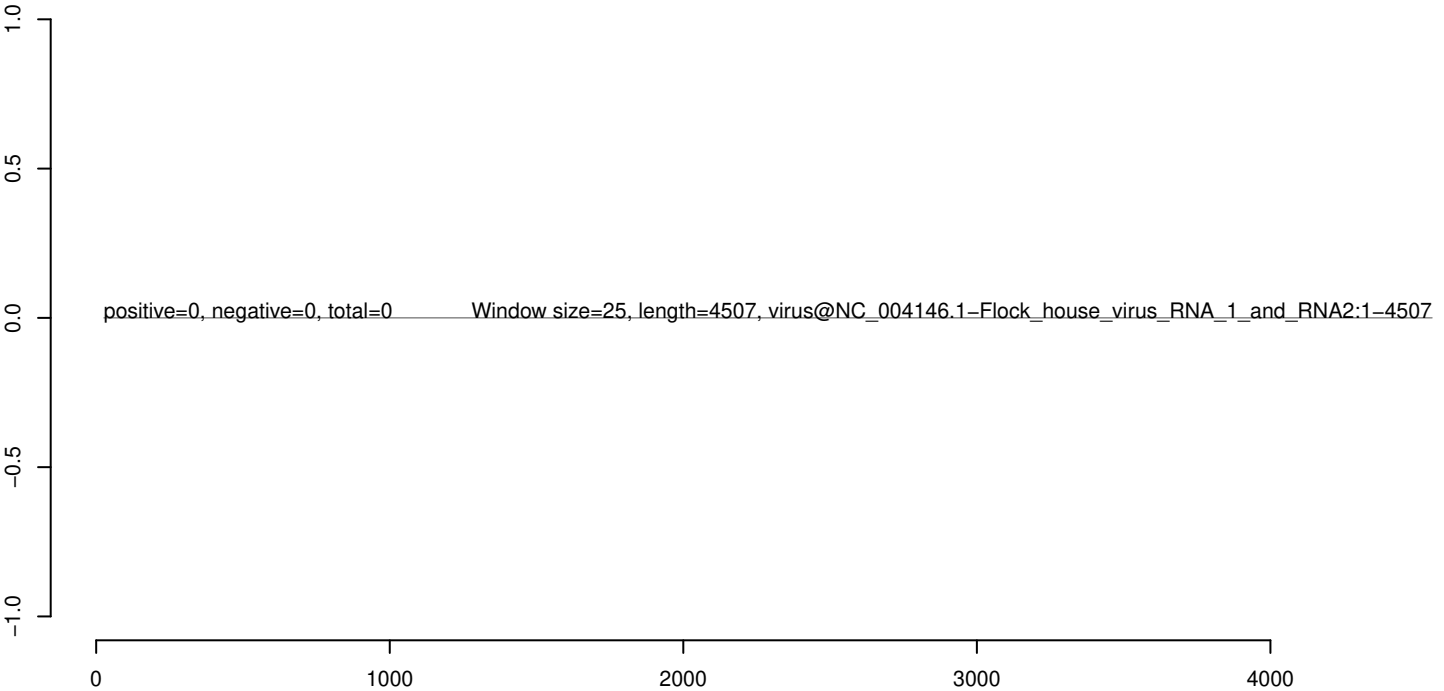
**AeAeg\_Aag2\_Ago2\_SINV\_RA.18\_23.rep**




**AeAeg\_Aag2\_Ago2\_SINV\_RA.24\_35.rep**




**AeAeg\_Aag2\_Ago2\_SINV\_RA.rep**




**AeAeg\_Aag2\_Ago2\_SINV\_RA.18\_23.rep**



**AeAeg\_Aag2\_Ago2\_SINV\_RA.24\_35.rep**



**AeAeg\_Aag2\_Ago2\_SINV\_RA.rep**



0 2000 4000 6000 8000 10000

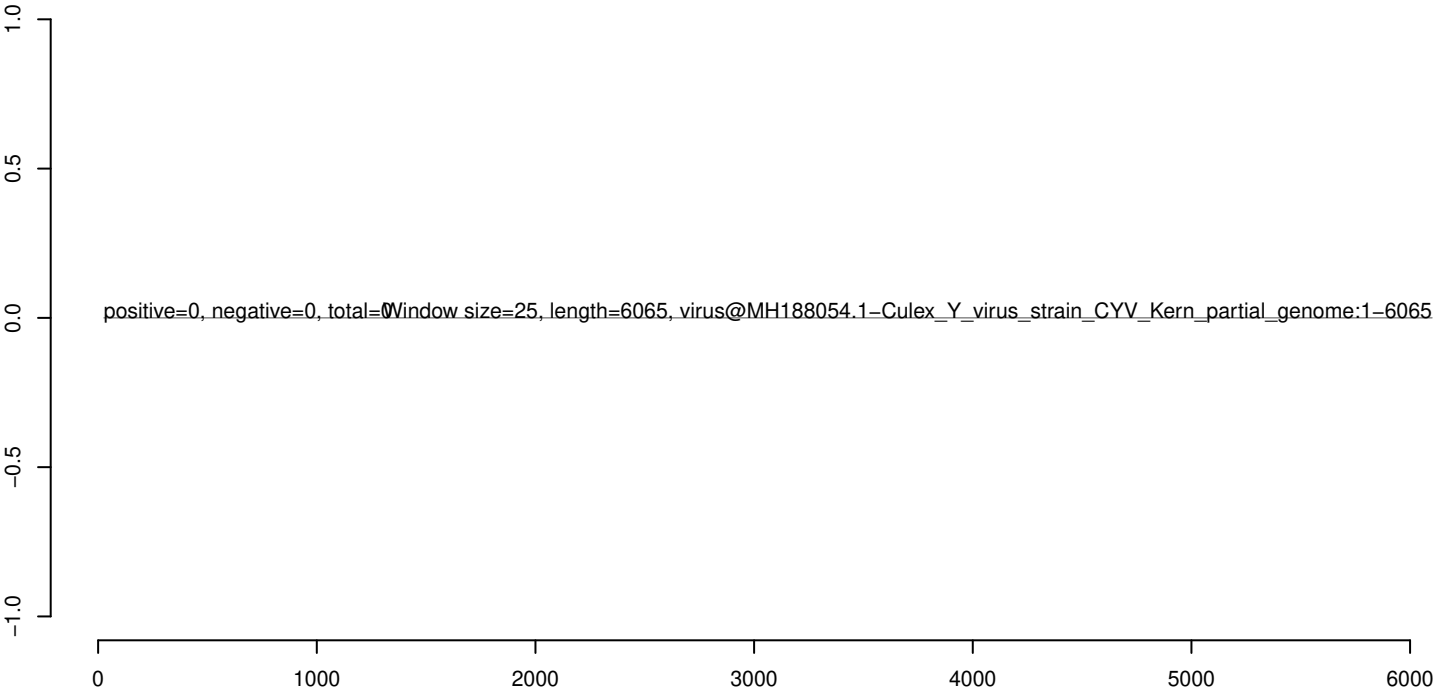
**AeAeg\_Aag2\_Ago2\_SINV\_RA.18\_23.rep**



**AeAeg\_Aag2\_Ago2\_SINV\_RA.24\_35.rep**



**AeAeg\_Aag2\_Ago2\_SINV\_RA.rep**





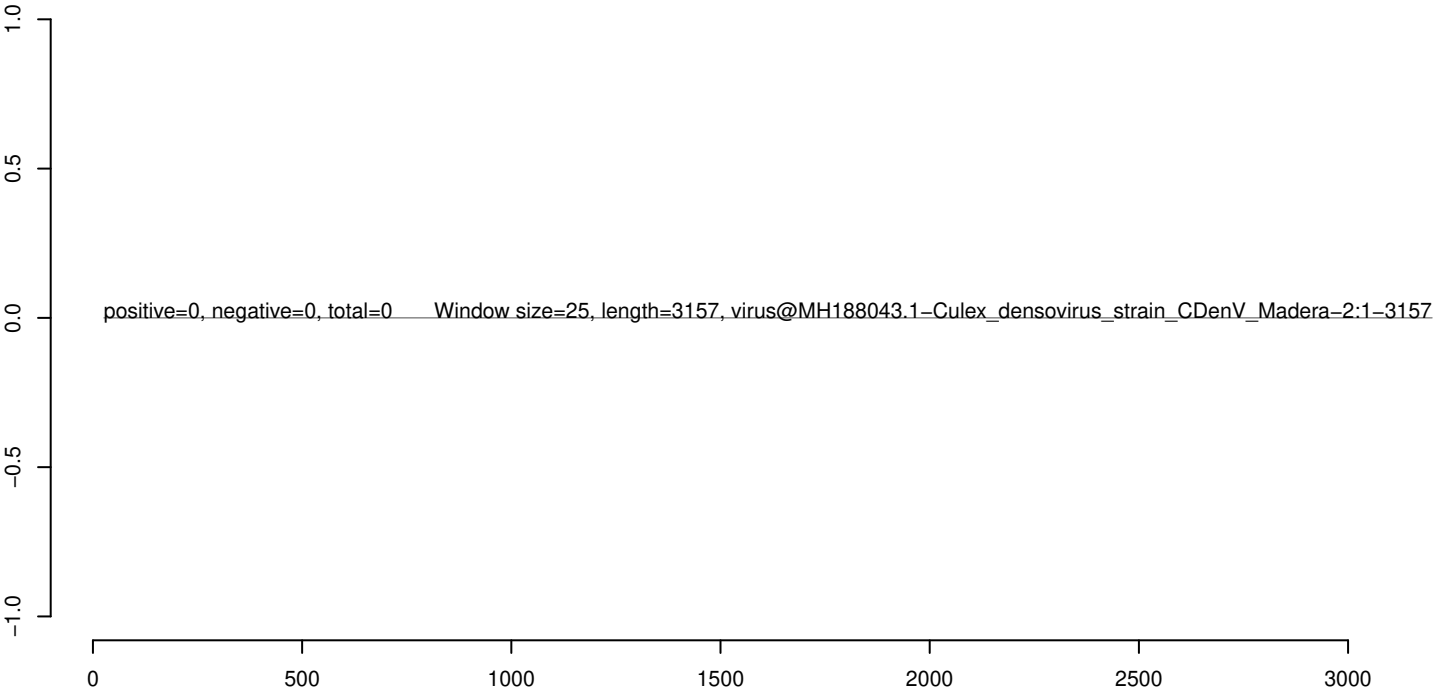
**AeAeg\_Aag2\_Ago2\_SINV\_RA.18\_23.rep**




**AeAeg\_Aag2\_Ago2\_SINV\_RA.24\_35.rep**




**AeAeg\_Aag2\_Ago2\_SINV\_RA.rep**



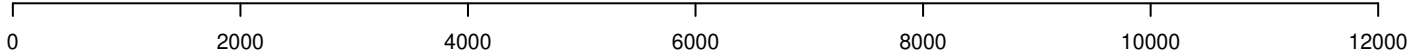
**AeAeg\_Aag2\_Ago2\_SINV\_RA.18\_23.rep**



**AeAeg\_Aag2\_Ago2\_SINV\_RA.24\_35.rep**



**AeAeg\_Aag2\_Ago2\_SINV\_RA.rep**



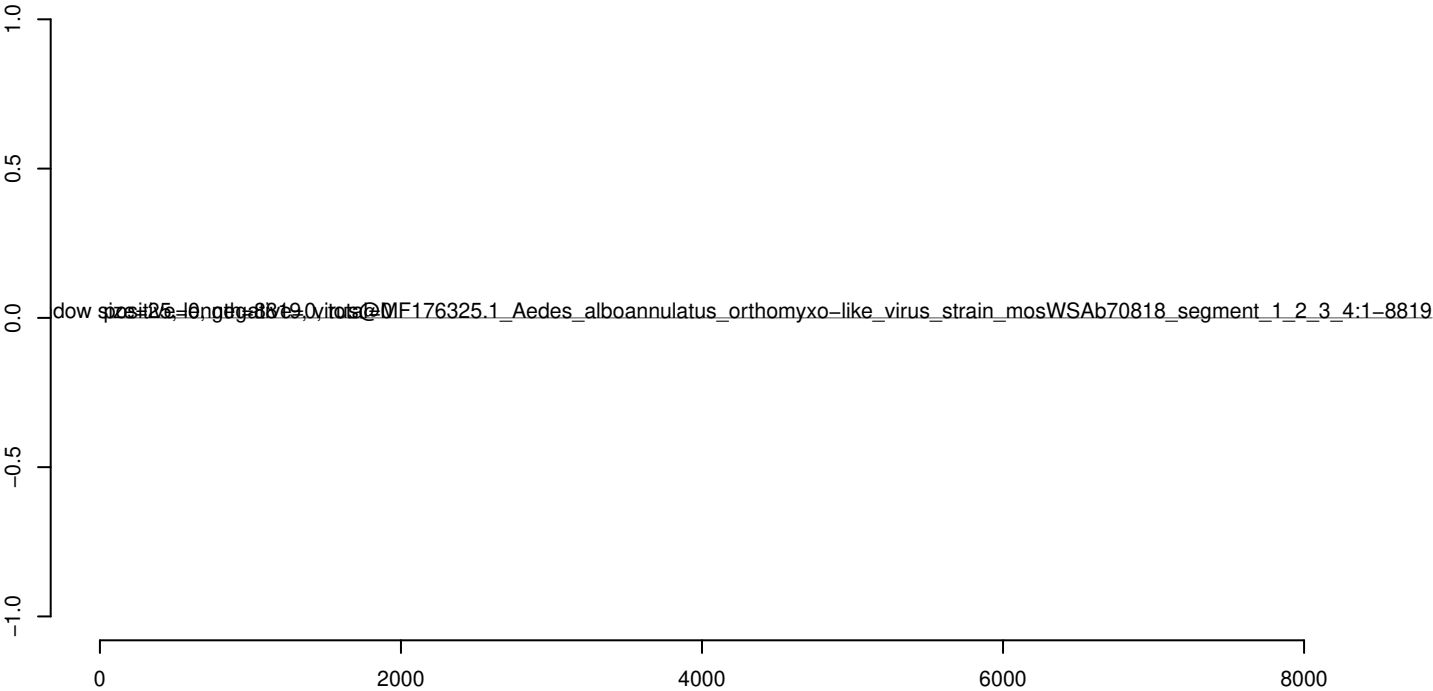
**AeAeg\_Aag2\_Ago2\_SINV\_RA.18\_23.rep**



**AeAeg\_Aag2\_Ago2\_SINV\_RA.24\_35.rep**



**AeAeg\_Aag2\_Ago2\_SINV\_RA.rep**



**AeAeg\_Aag2\_Ago2\_SINV\_RA.18\_23.rep**




**AeAeg\_Aag2\_Ago2\_SINV\_RA.24\_35.rep**




**AeAeg\_Aag2\_Ago2\_SINV\_RA.rep**



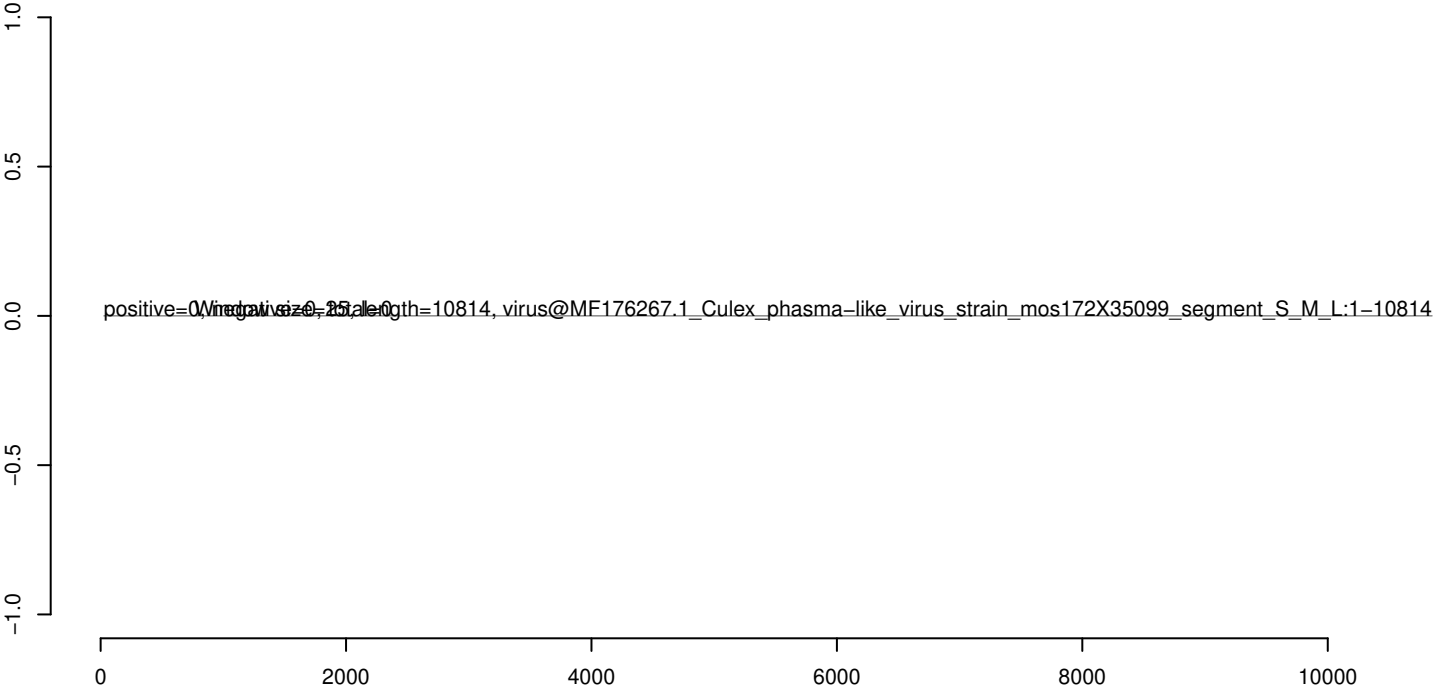
**AeAeg\_Aag2\_Ago2\_SINV\_RA.18\_23.rep**



**AeAeg\_Aag2\_Ago2\_SINV\_RA.24\_35.rep**



**AeAeg\_Aag2\_Ago2\_SINV\_RA.rep**



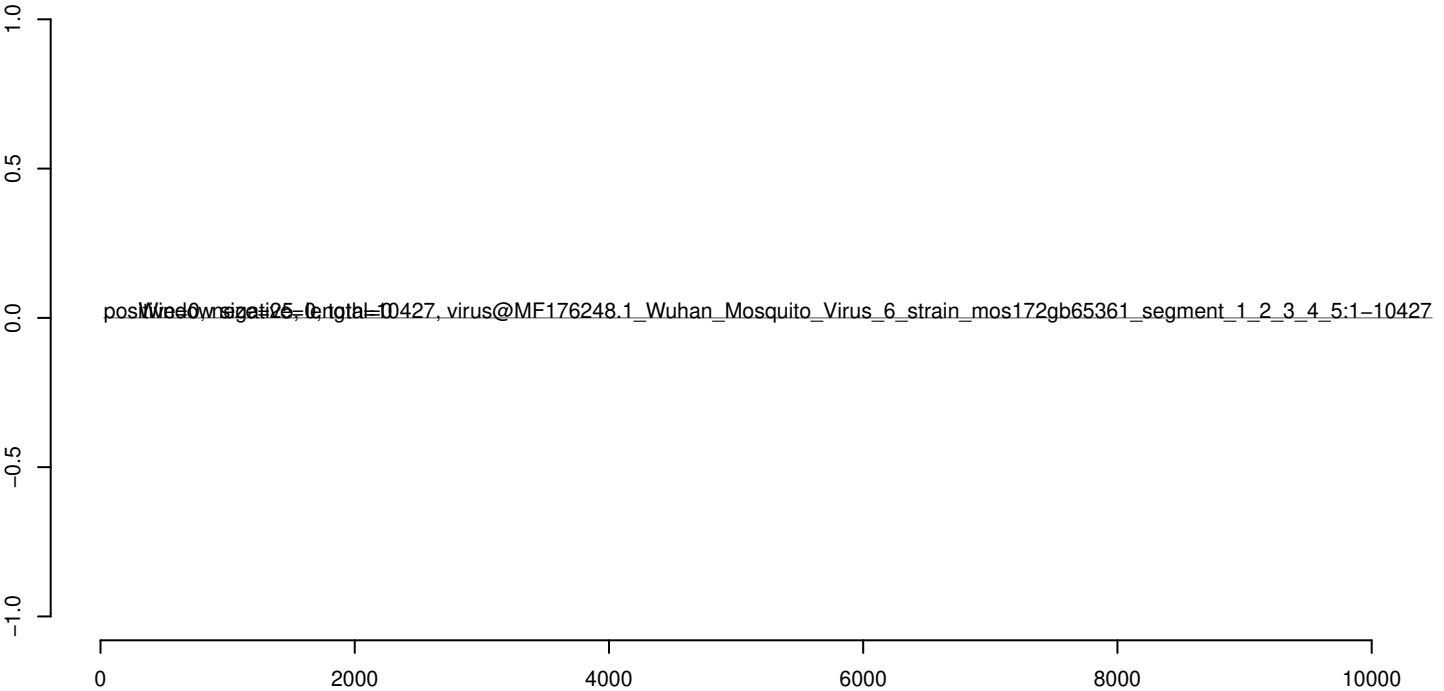
**AeAeg\_Aag2\_Ago2\_SINV\_RA.18\_23.rep**



**AeAeg\_Aag2\_Ago2\_SINV\_RA.24\_35.rep**




**AeAeg\_Aag2\_Ago2\_SINV\_RA.rep**



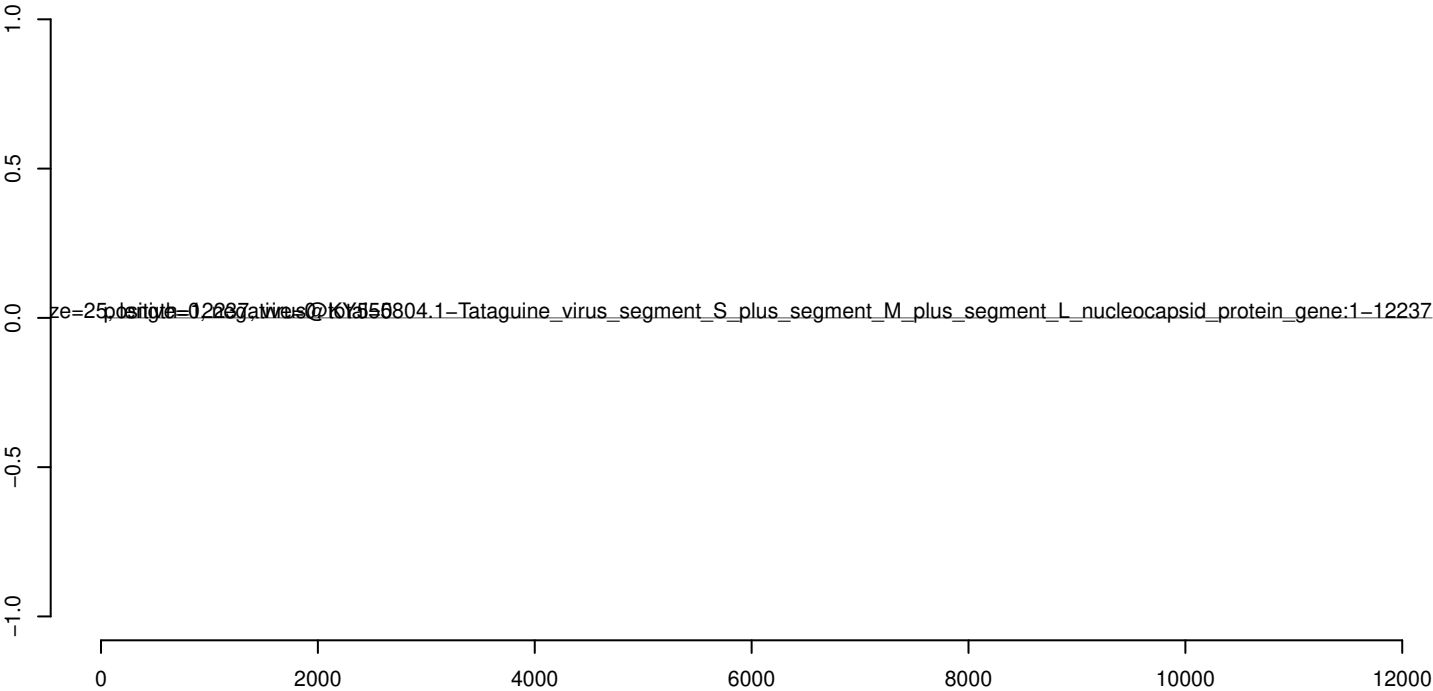
**AeAeg\_Aag2\_Ago2\_SINV\_RA.18\_23.rep**



**AeAeg\_Aag2\_Ago2\_SINV\_RA.24\_35.rep**



**AeAeg\_Aag2\_Ago2\_SINV\_RA.rep**



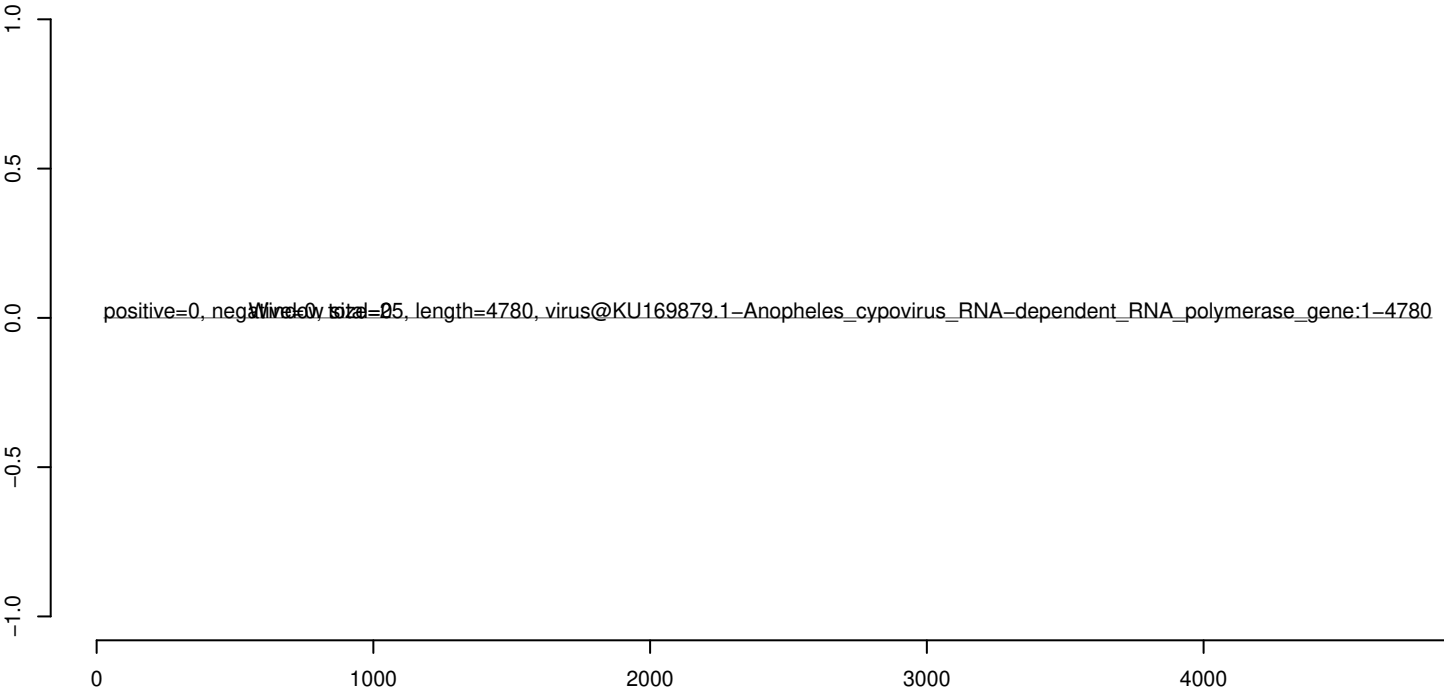
**AeAeg\_Aag2\_Ago2\_SINV\_RA.18\_23.rep**



**AeAeg\_Aag2\_Ago2\_SINV\_RA.24\_35.rep**



**AeAeg\_Aag2\_Ago2\_SINV\_RA.rep**





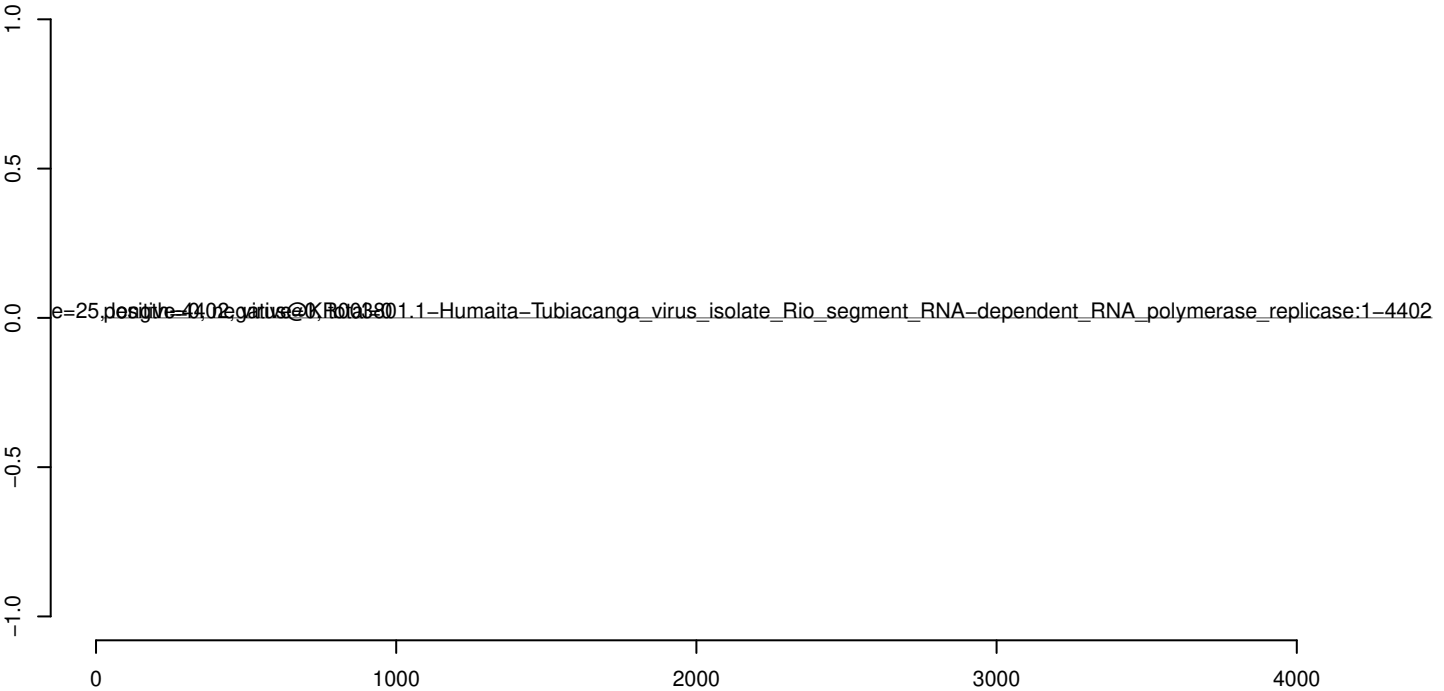
**AeAeg\_Aag2\_Ago2\_SINV\_RA.18\_23.rep**




**AeAeg\_Aag2\_Ago2\_SINV\_RA.24\_35.rep**




**AeAeg\_Aag2\_Ago2\_SINV\_RA.rep**



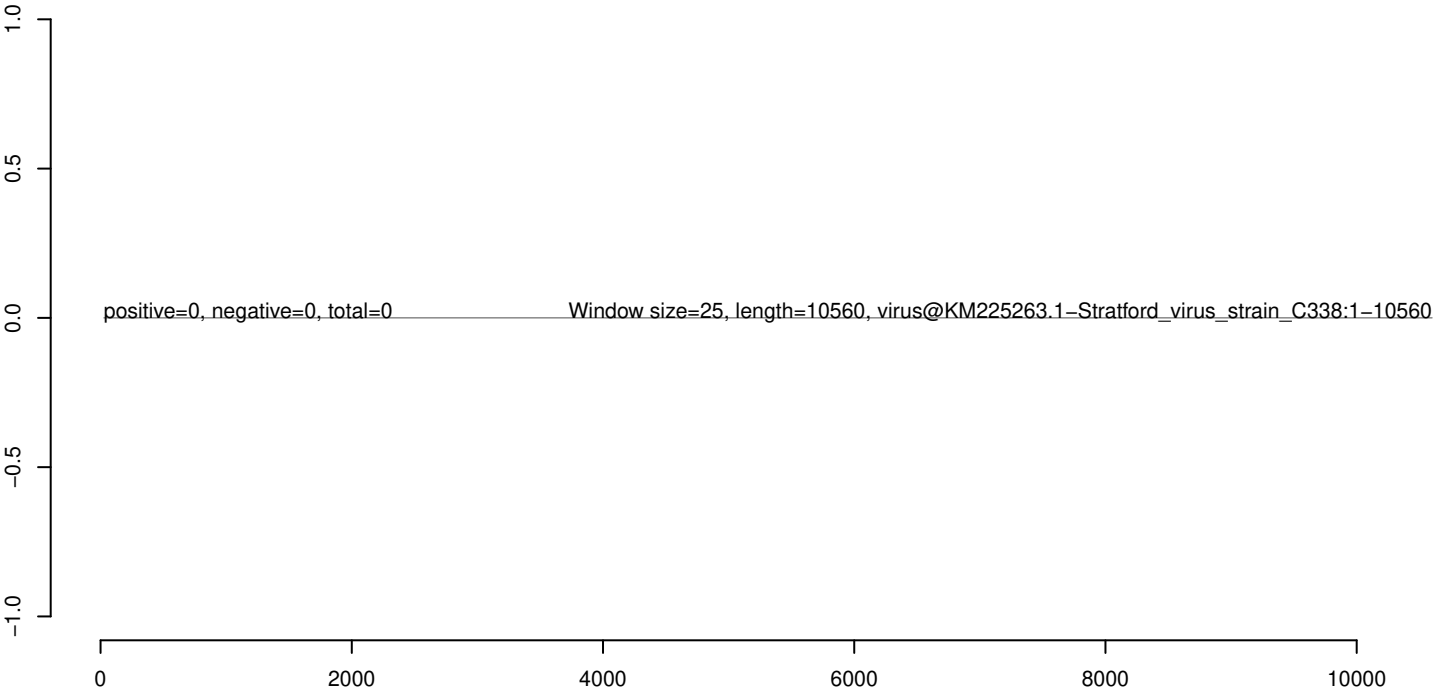
**AeAeg\_Aag2\_Ago2\_SINV\_RA.18\_23.rep**



**AeAeg\_Aag2\_Ago2\_SINV\_RA.24\_35.rep**



**AeAeg\_Aag2\_Ago2\_SINV\_RA.rep**



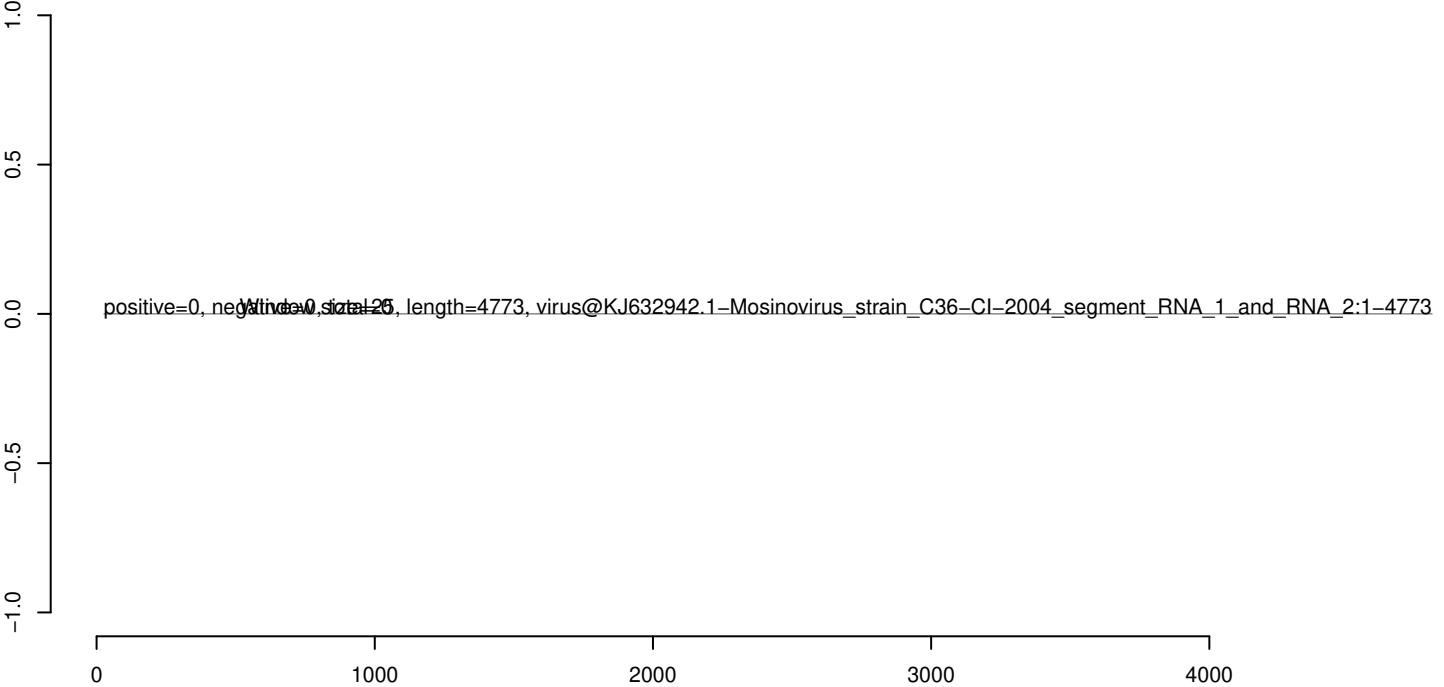
**AeAeg\_Aag2\_Ago2\_SINV\_RA.18\_23.rep**



**AeAeg\_Aag2\_Ago2\_SINV\_RA.24\_35.rep**



**AeAeg\_Aag2\_Ago2\_SINV\_RA.rep**



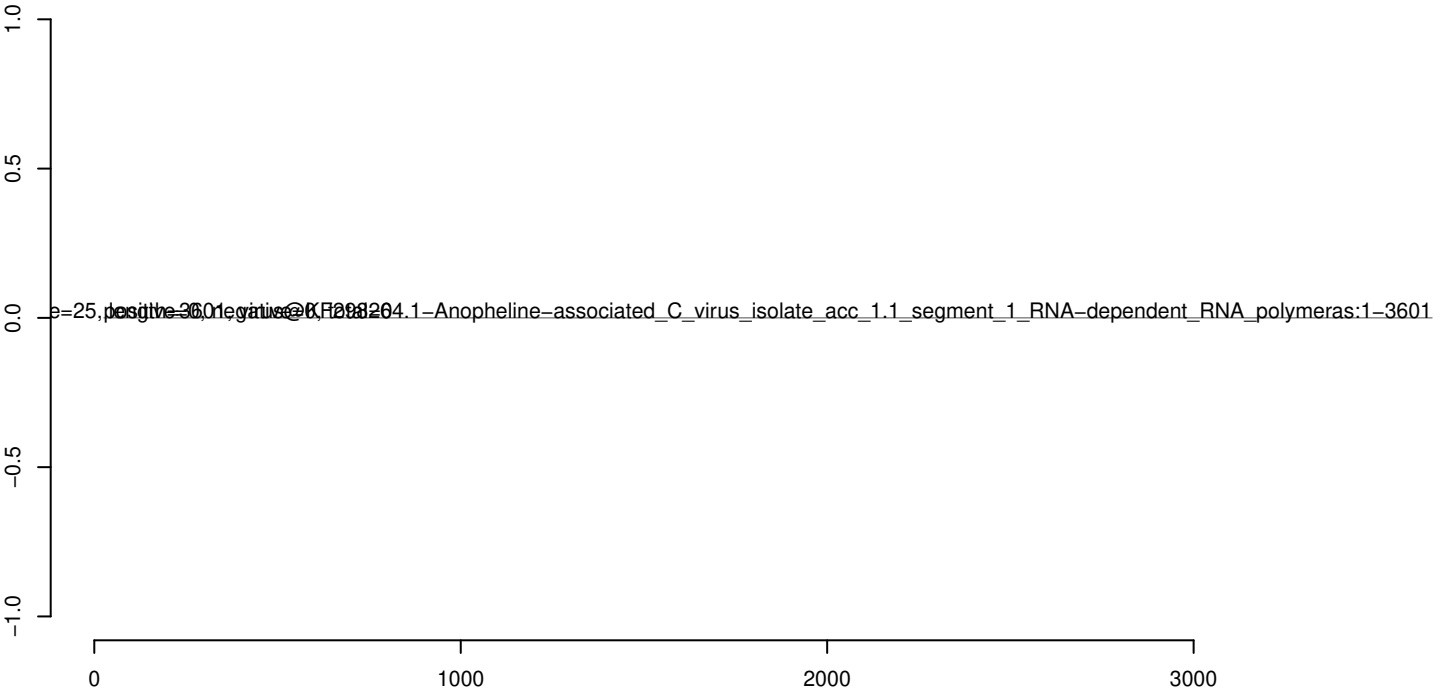
**AeAeg\_Aag2\_Ago2\_SINV\_RA.18\_23.rep**




**AeAeg\_Aag2\_Ago2\_SINV\_RA.24\_35.rep**




**AeAeg\_Aag2\_Ago2\_SINV\_RA.rep**



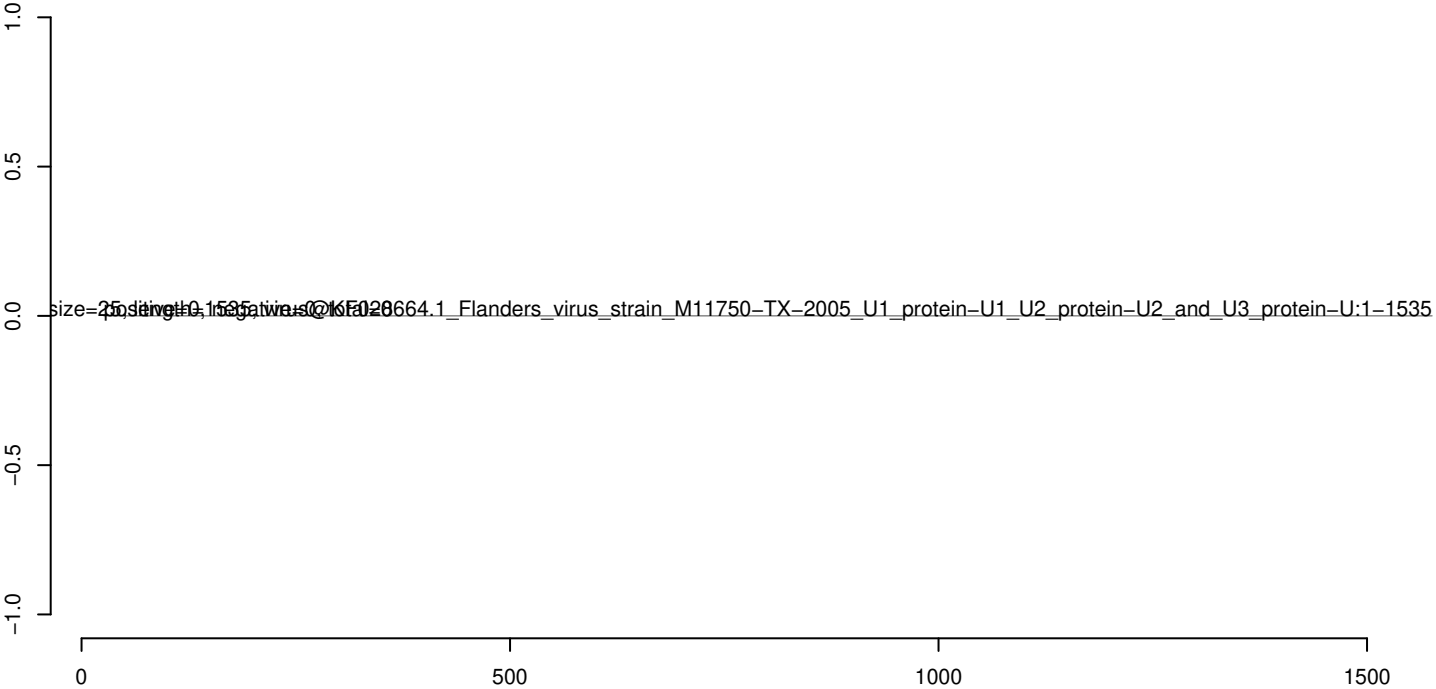
**AeAeg\_Aag2\_Ago2\_SINV\_RA.18\_23.rep**



**AeAeg\_Aag2\_Ago2\_SINV\_RA.24\_35.rep**



**AeAeg\_Aag2\_Ago2\_SINV\_RA.rep**



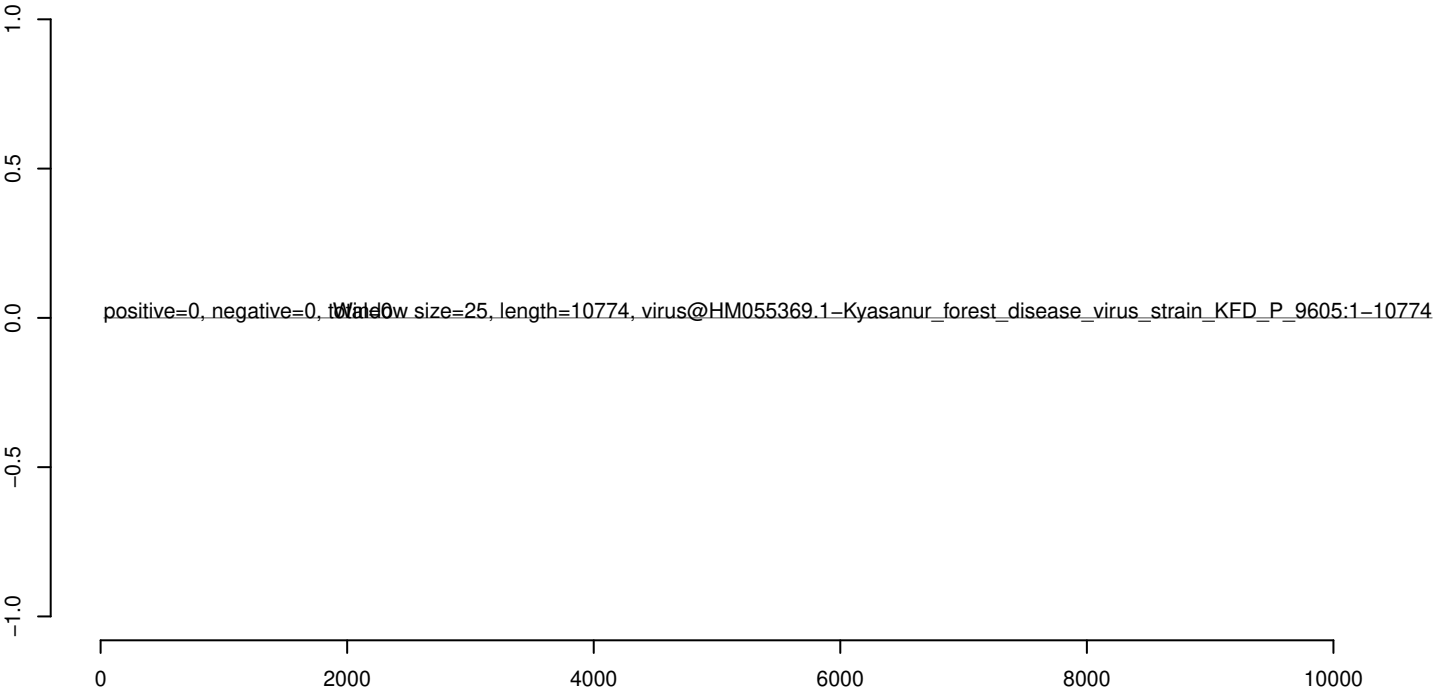
**AeAeg\_Aag2\_Ago2\_SINV\_RA.18\_23.rep**



**AeAeg\_Aag2\_Ago2\_SINV\_RA.24\_35.rep**



**AeAeg\_Aag2\_Ago2\_SINV\_RA.rep**



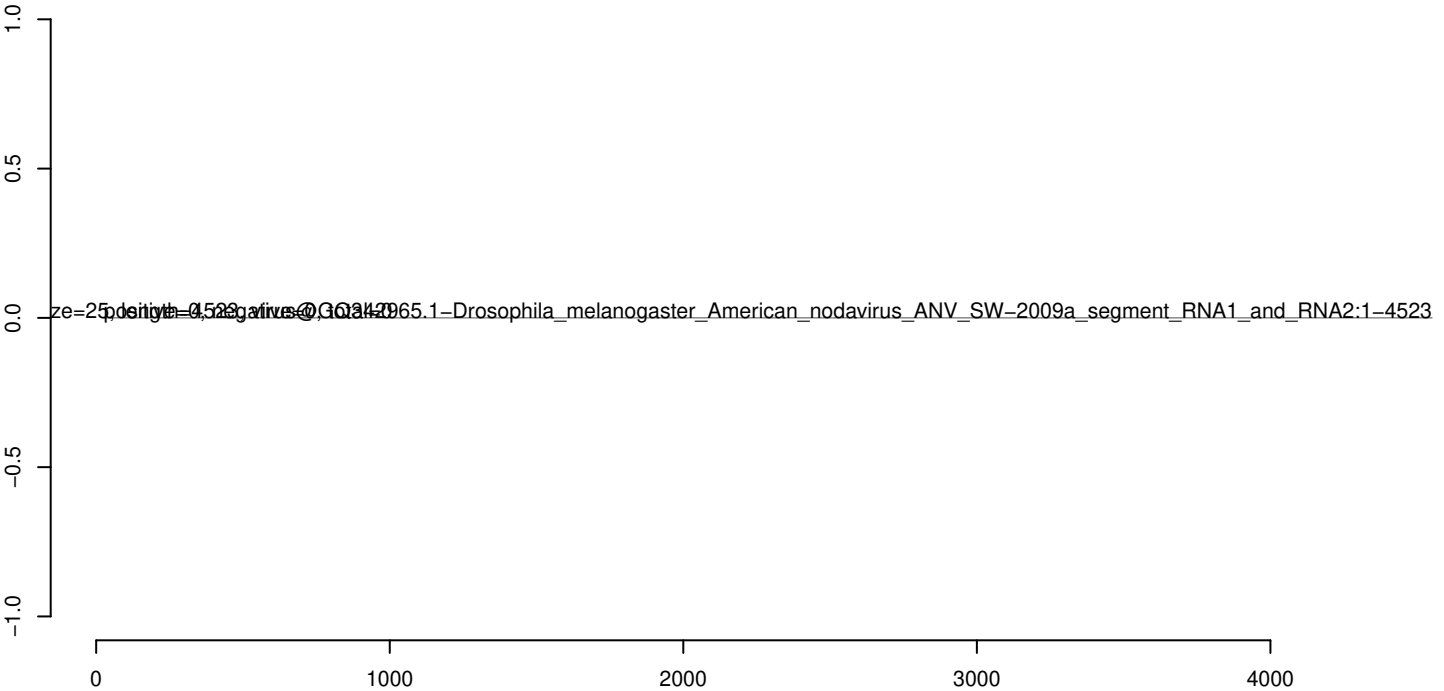
**AeAeg\_Aag2\_Ago2\_SINV\_RA.18\_23.rep**



**AeAeg\_Aag2\_Ago2\_SINV\_RA.24\_35.rep**



**AeAeg\_Aag2\_Ago2\_SINV\_RA.rep**



ze=25, positive=4.52, negative=0.02, total=4.54  
165.1-Drosophila\_melanogaster\_American\_nodavirus\_ANV\_SW-2009a\_segment\_RNA1\_and\_RNA2:1-4523


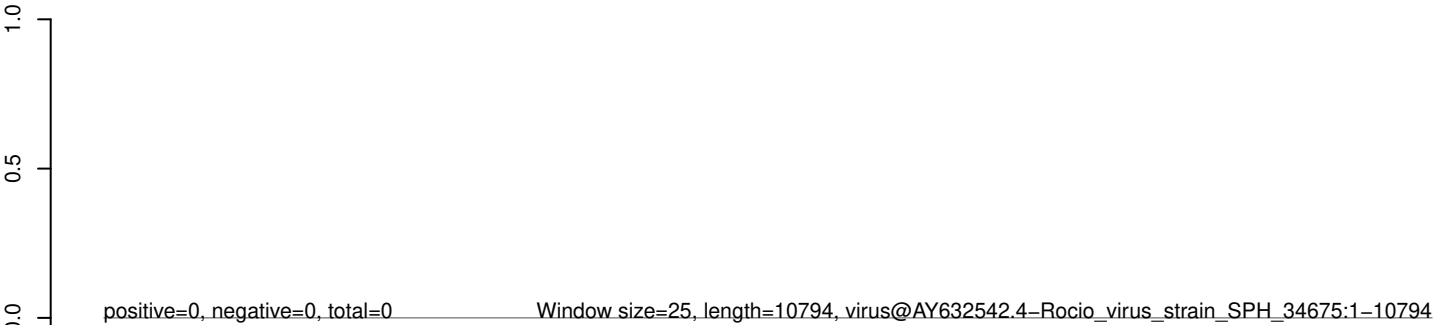
**AeAeg\_Aag2\_Ago2\_SINV\_RA.18\_23.rep**



**AeAeg\_Aag2\_Ago2\_SINV\_RA.24\_35.rep**



**AeAeg\_Aag2\_Ago2\_SINV\_RA.rep**





**AeAeg\_Aag2\_Ago2\_SINV\_RA.18\_23.rep**



**AeAeg\_Aag2\_Ago2\_SINV\_RA.24\_35.rep**



**AeAeg\_Aag2\_Ago2\_SINV\_RA.rep**

