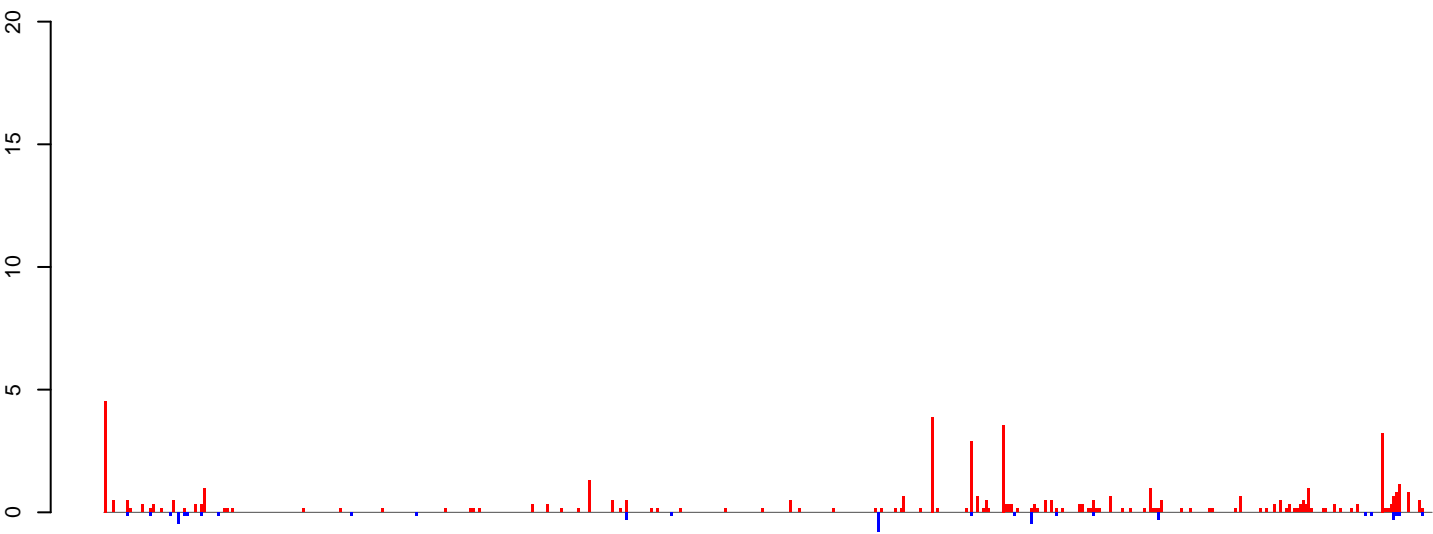
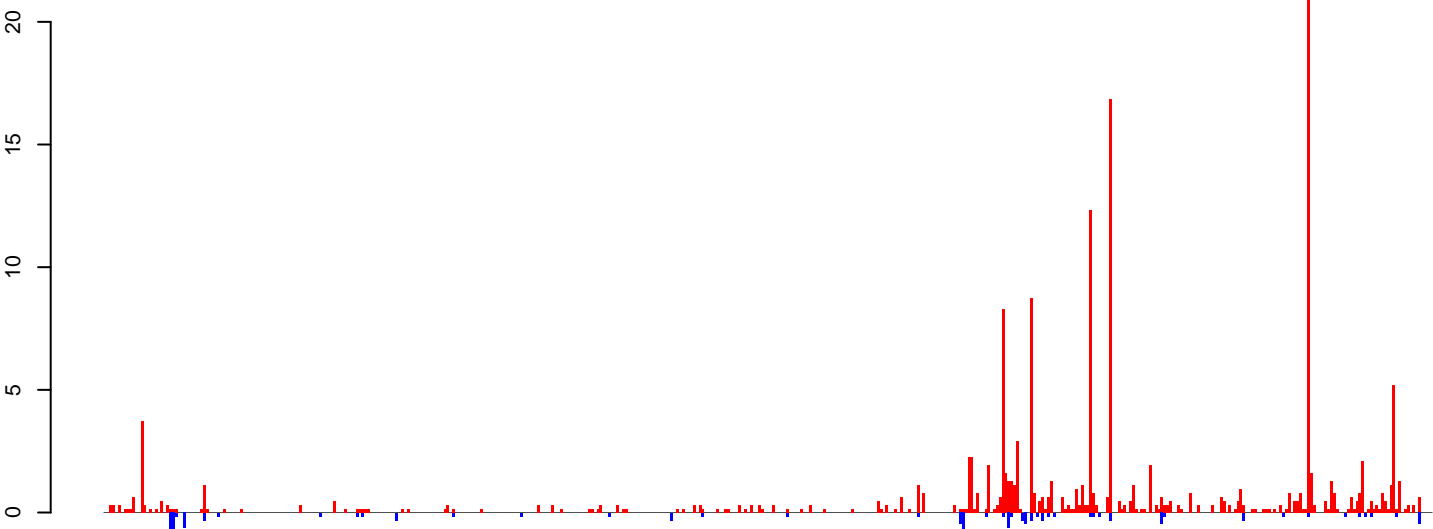


AeAlbo_C636_2dpi_SINV3.18_23.rep



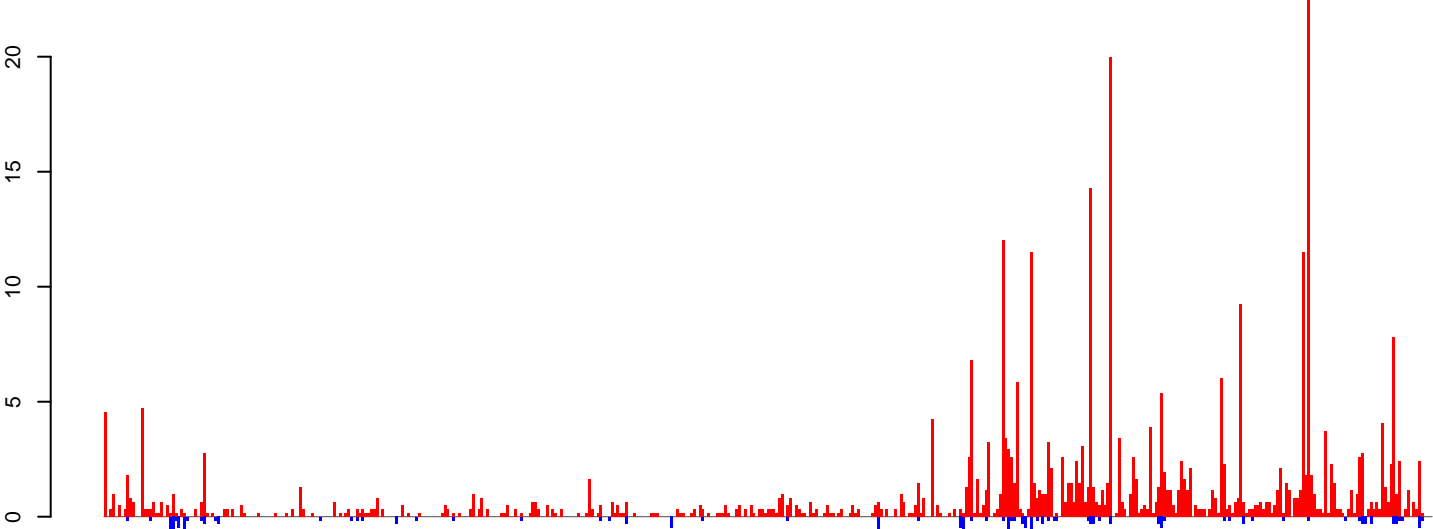
positive=52, negative=6, total=58

AeAlbo_C636_2dpi_SINV3.24_35.rep



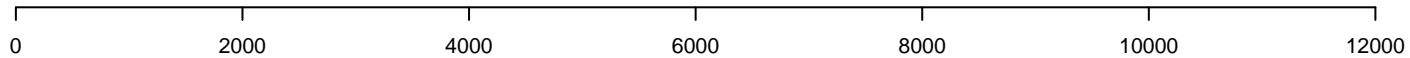
positive=158, negative=16, total=173

AeAlbo_C636_2dpi_SINV3.rep

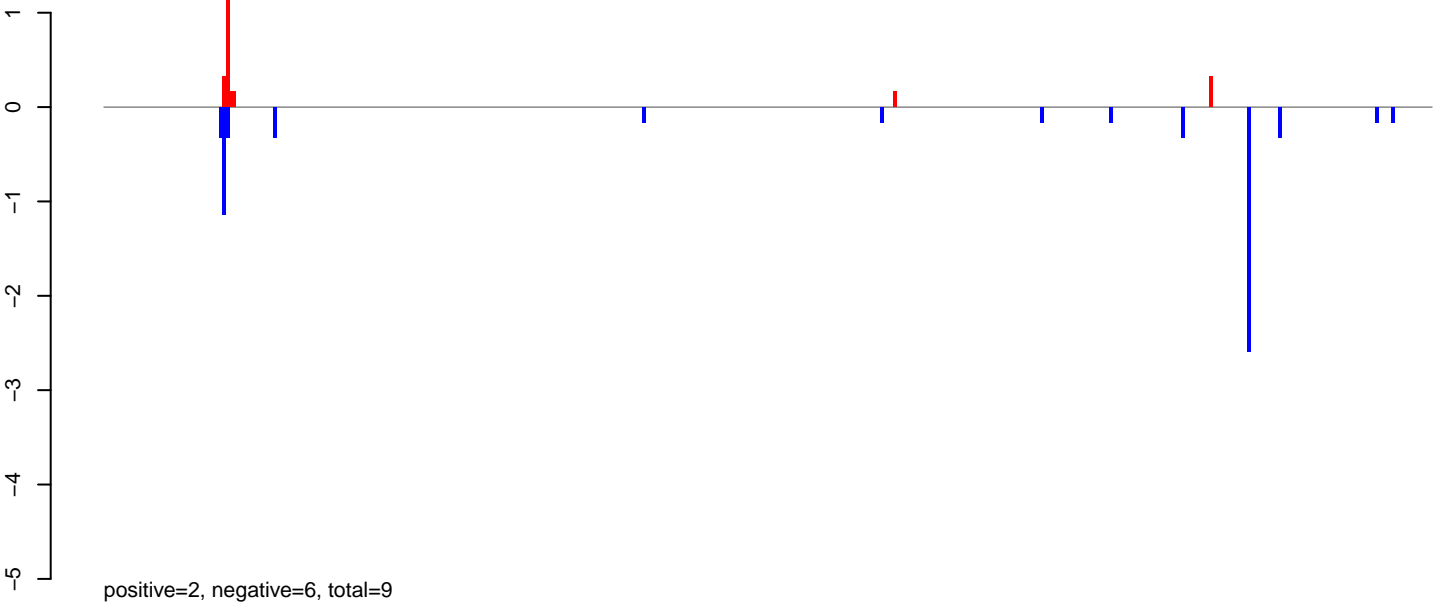


positive=358, negative=23, total=381

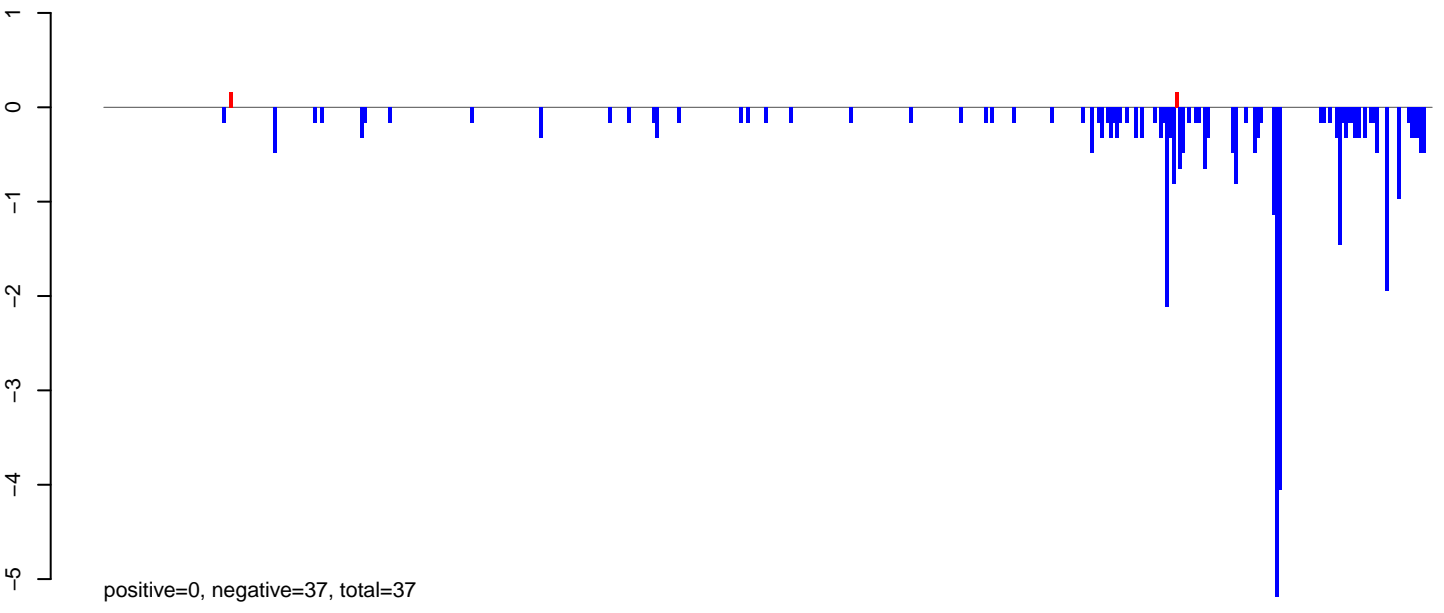
Window size=25, length=11703, virus@NC_001547.1-Sindbis_virus:1-11703



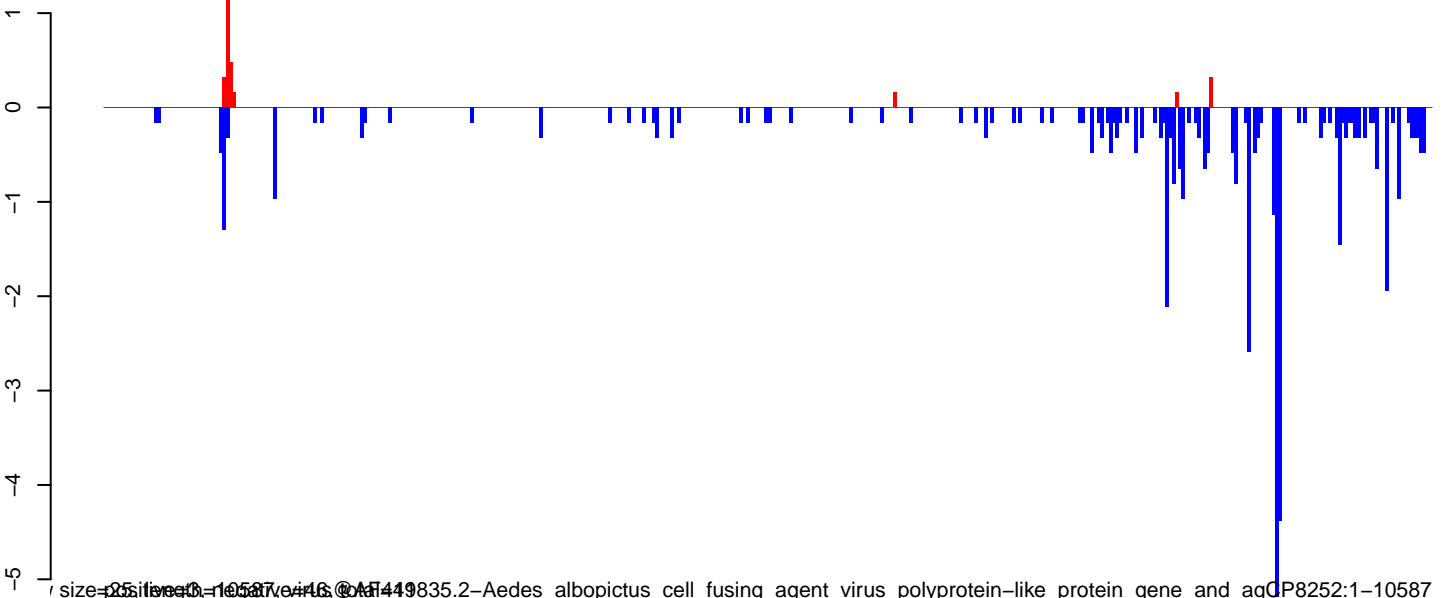
AeAlbo_C636_2dpi_SINV3.18_23.rep



AeAlbo_C636_2dpi_SINV3.24_35.rep



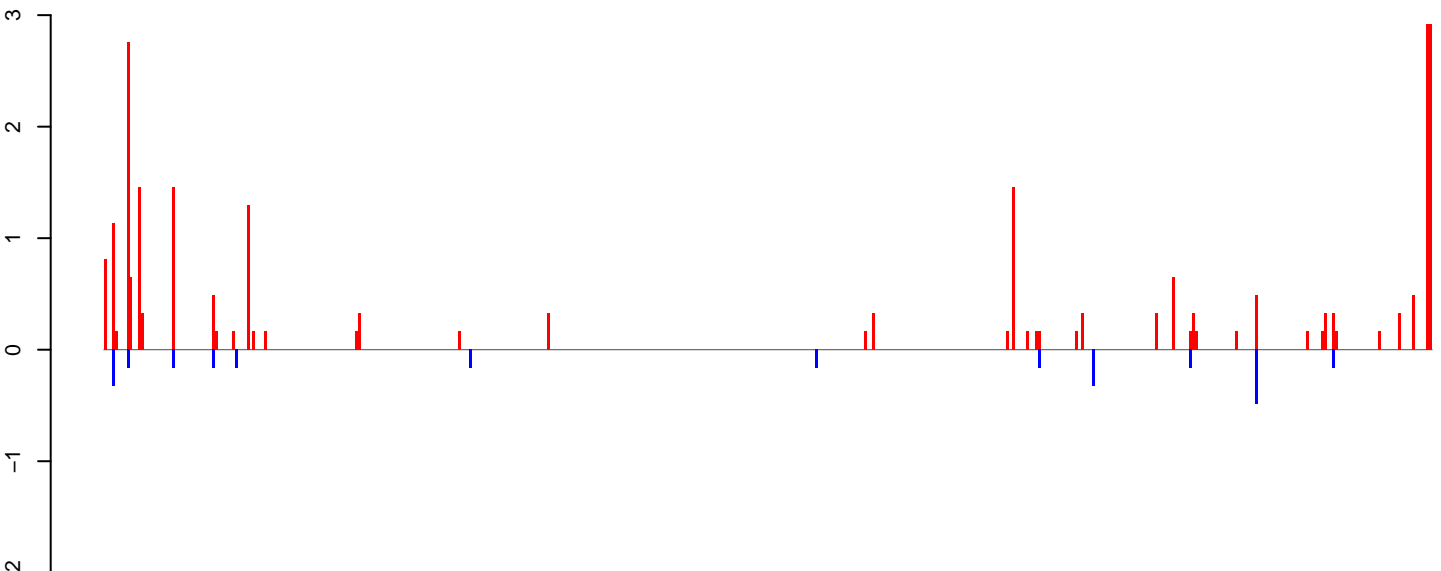
AeAlbo_C636_2dpi_SINV3.rep



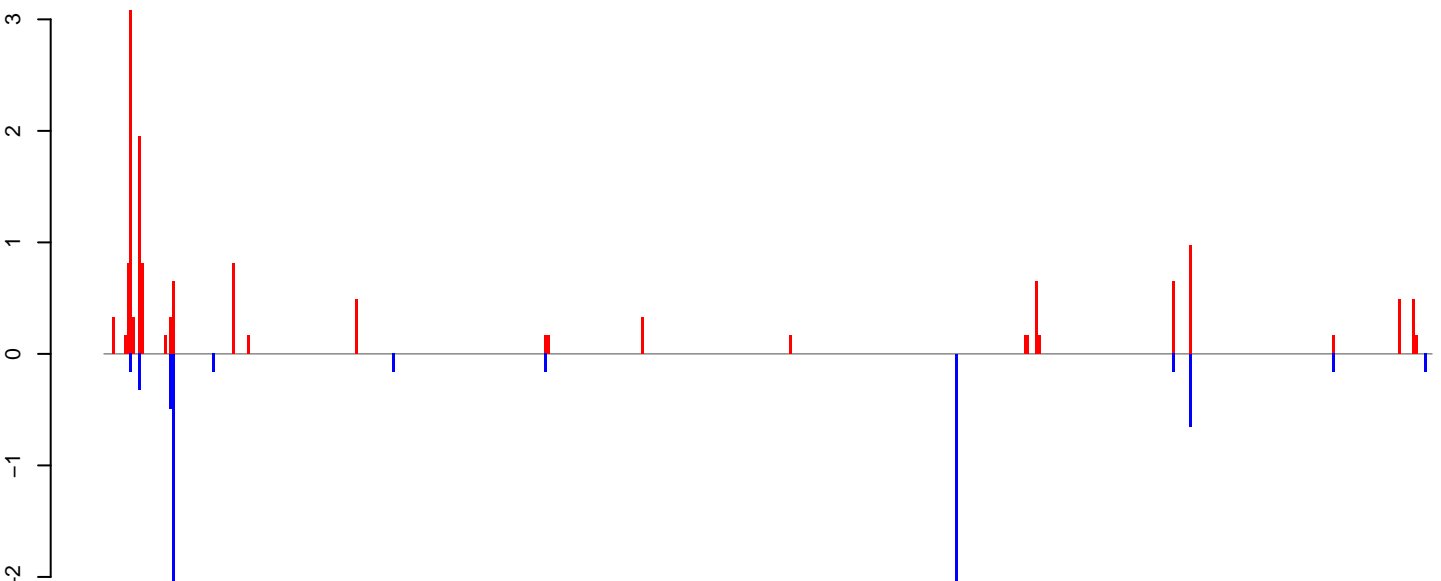
size=25, length=10587, version=46, @AF449835.2-Aedes_albopictus_cell_fusing_agent_virus_polyprotein-like_protein_gene_and_agCP8252:1-10587

0 2000 4000 6000 8000 10000

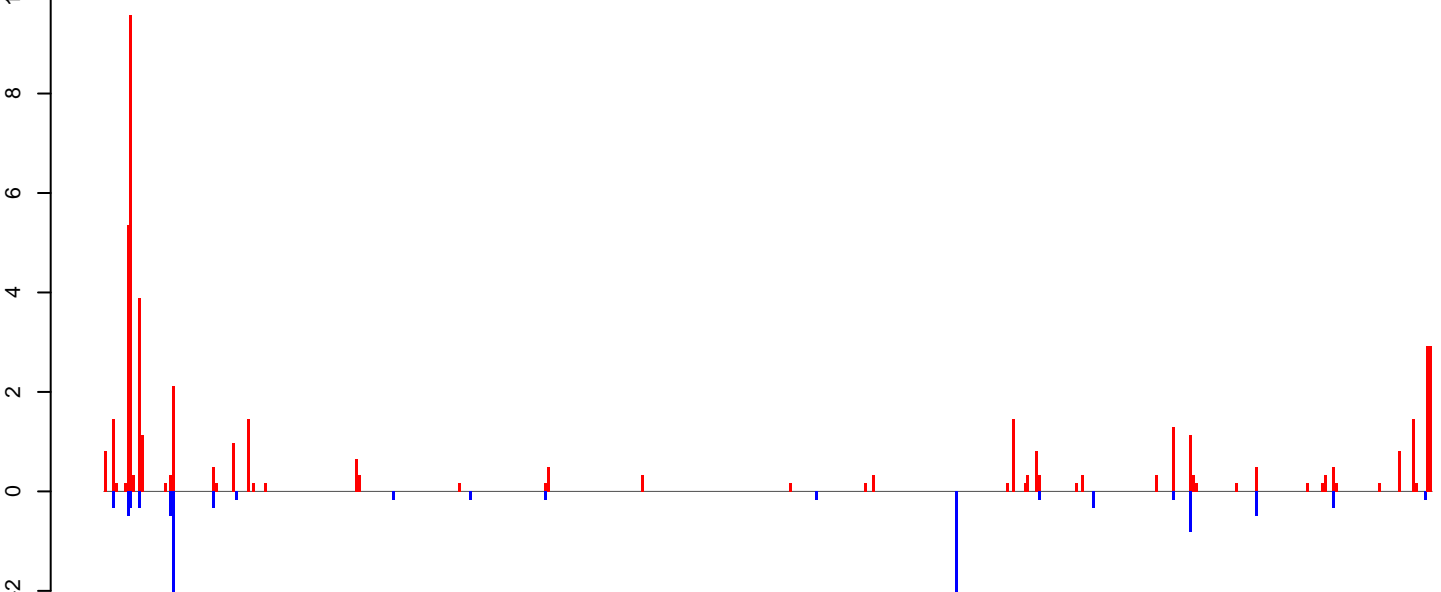
AeAlbo_C636_2dpi_SINV3.18_23.rep



AeAlbo_C636_2dpi_SINV3.24_35.rep

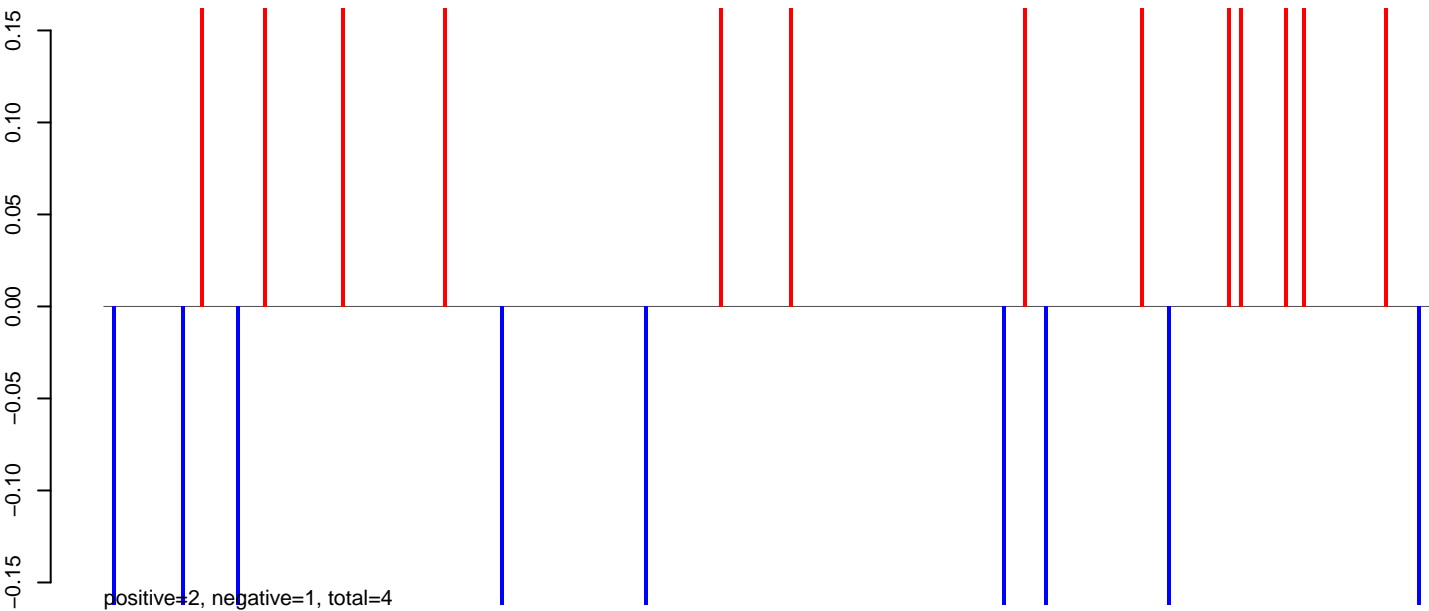


AeAlbo_C636_2dpi_SINV3.rep




Window size=25, length=11616, virus@NC_016961.1-Whataroa_virus:1-11616

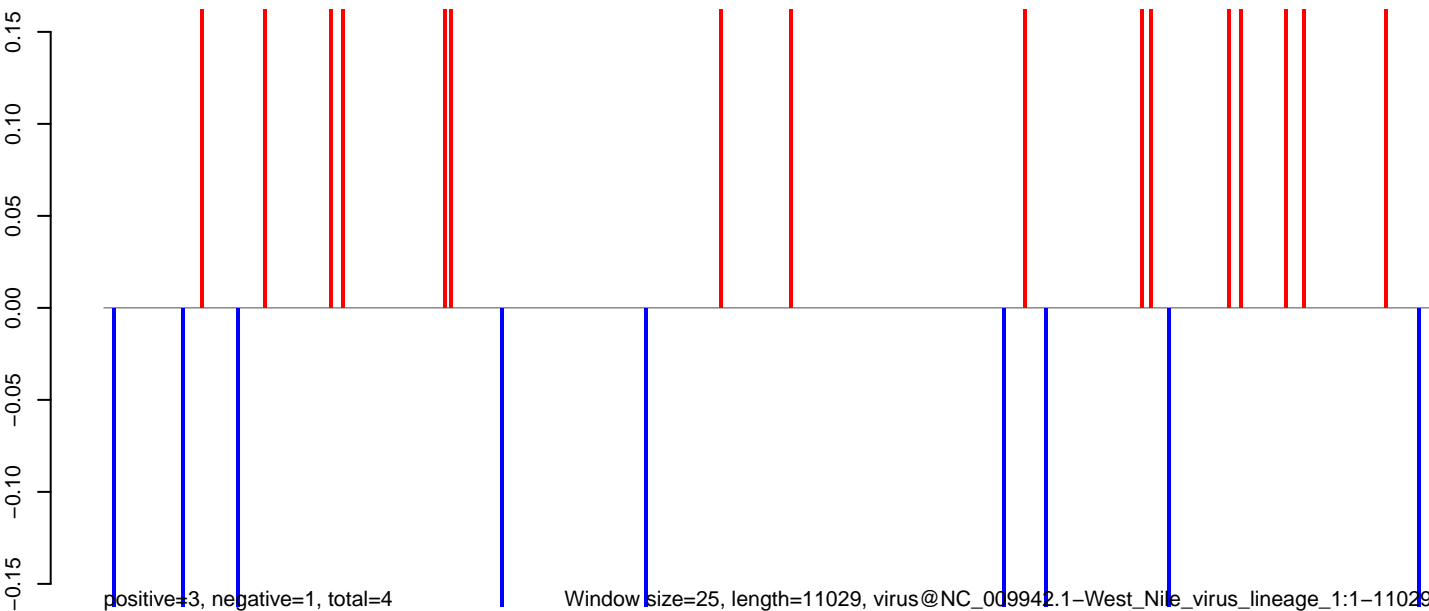
AeAlbo_C636_2dpi_SINV3.18_23.rep



AeAlbo_C636_2dpi_SINV3.24_35.rep



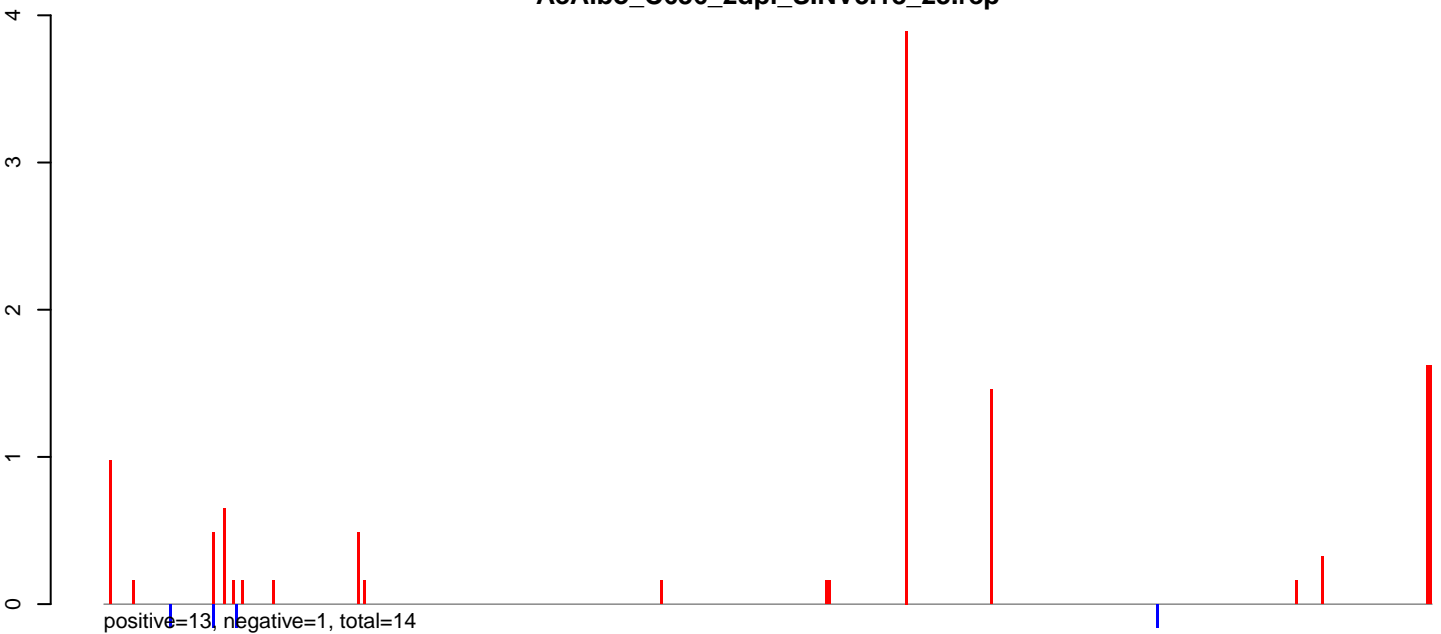
AeAlbo_C636_2dpi_SINV3.rep




Window size=25, length=11029, virus@NC_009942.1-West_Nile_virus_lineage_1:1-11029

0 2000 4000 6000 8000 10000

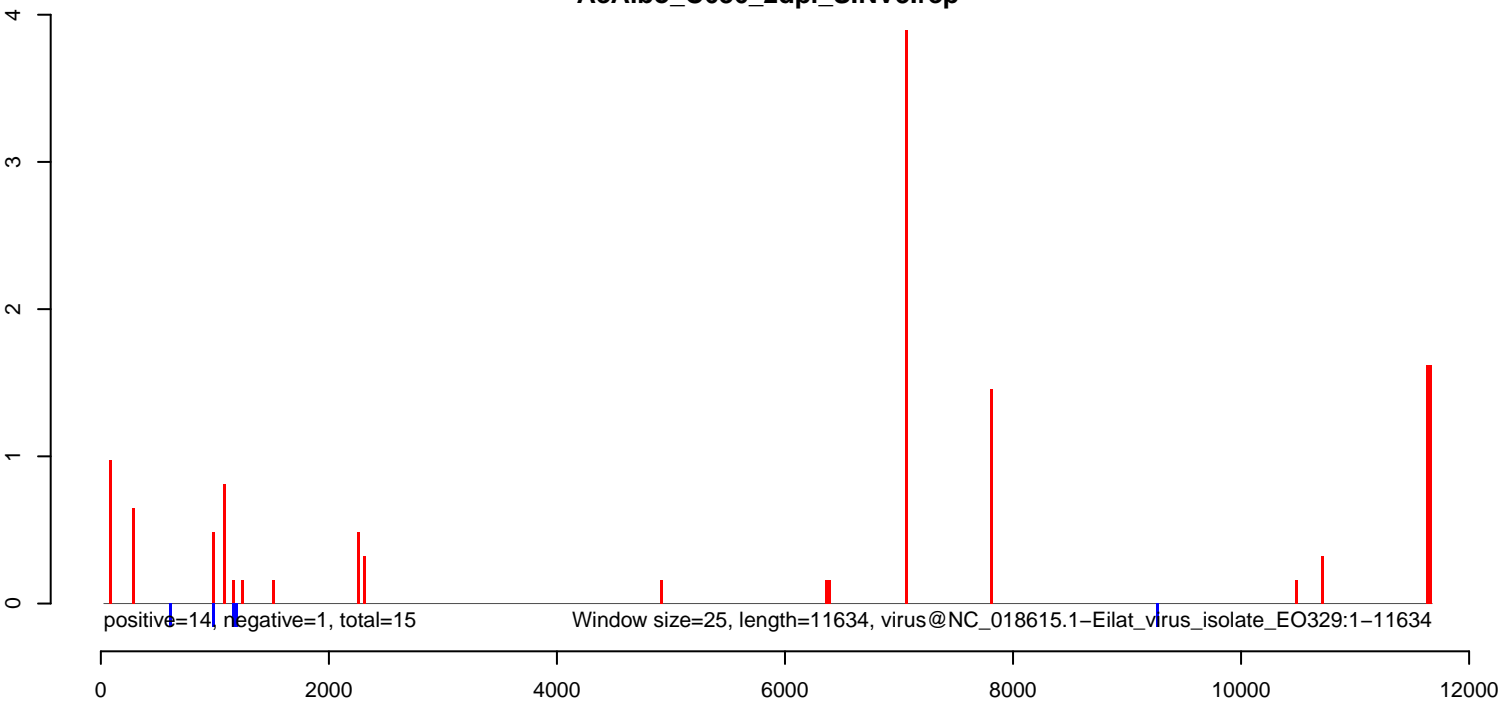
AeAlbo_C636_2dpi_SINV3.18_23.rep



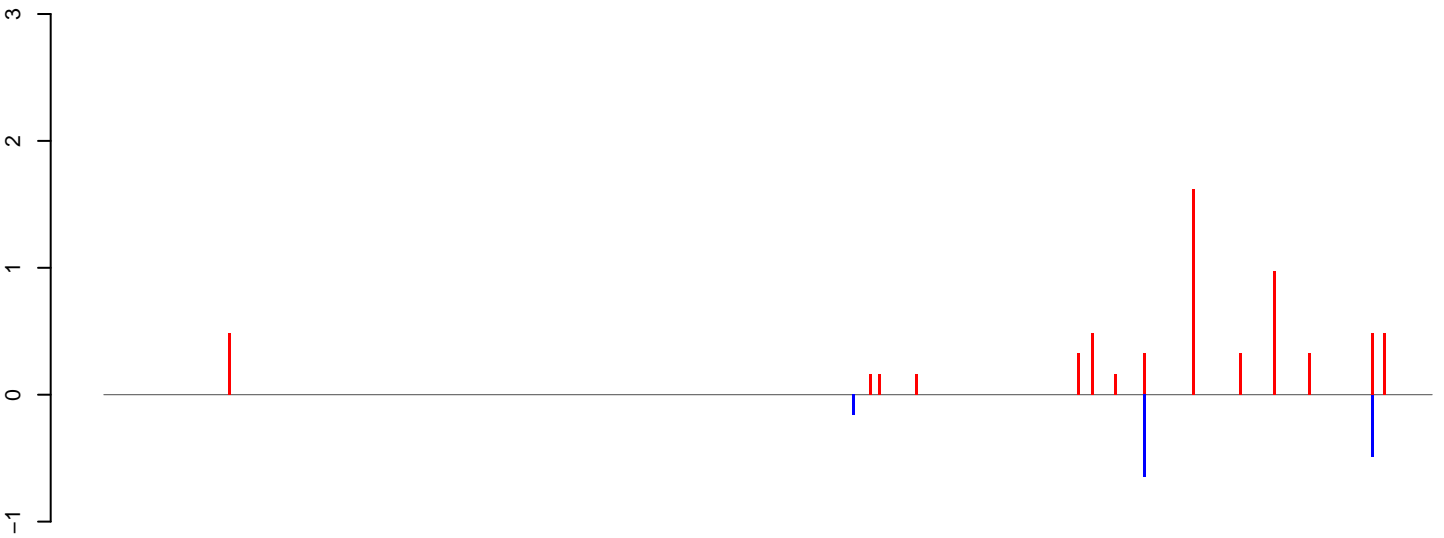
AeAlbo_C636_2dpi_SINV3.24_35.rep



AeAlbo_C636_2dpi_SINV3.rep




AeAlbo_C636_2dpi_SINV3.18_23.rep



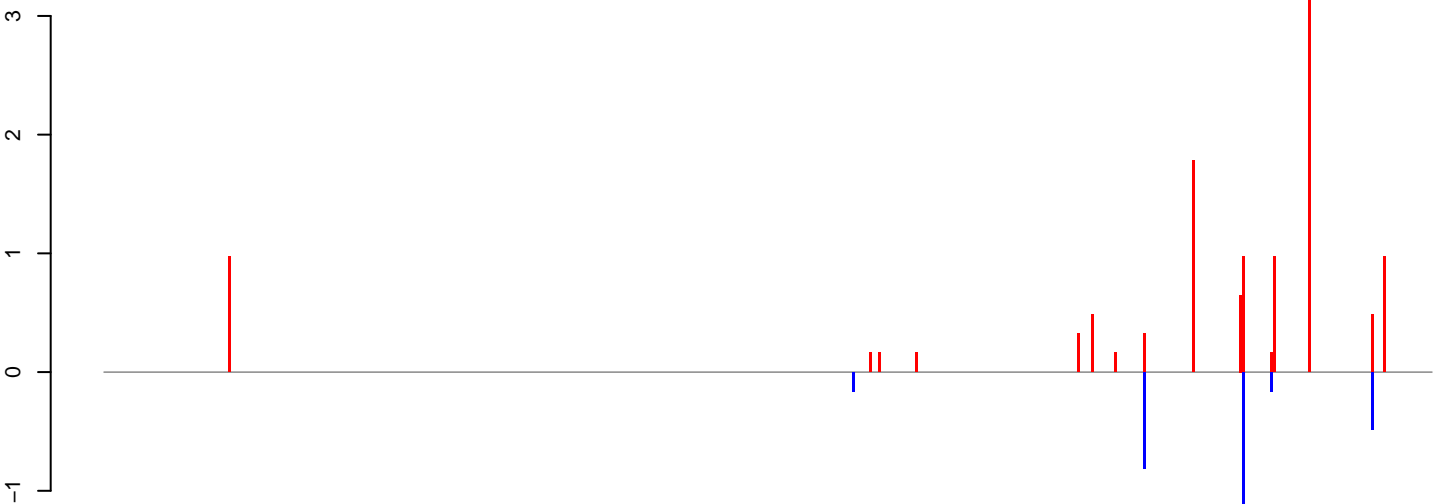
positive=6, negative=1, total=8

AeAlbo_C636_2dpi_SINV3.24_35.rep



positive=5, negative=2, total=7

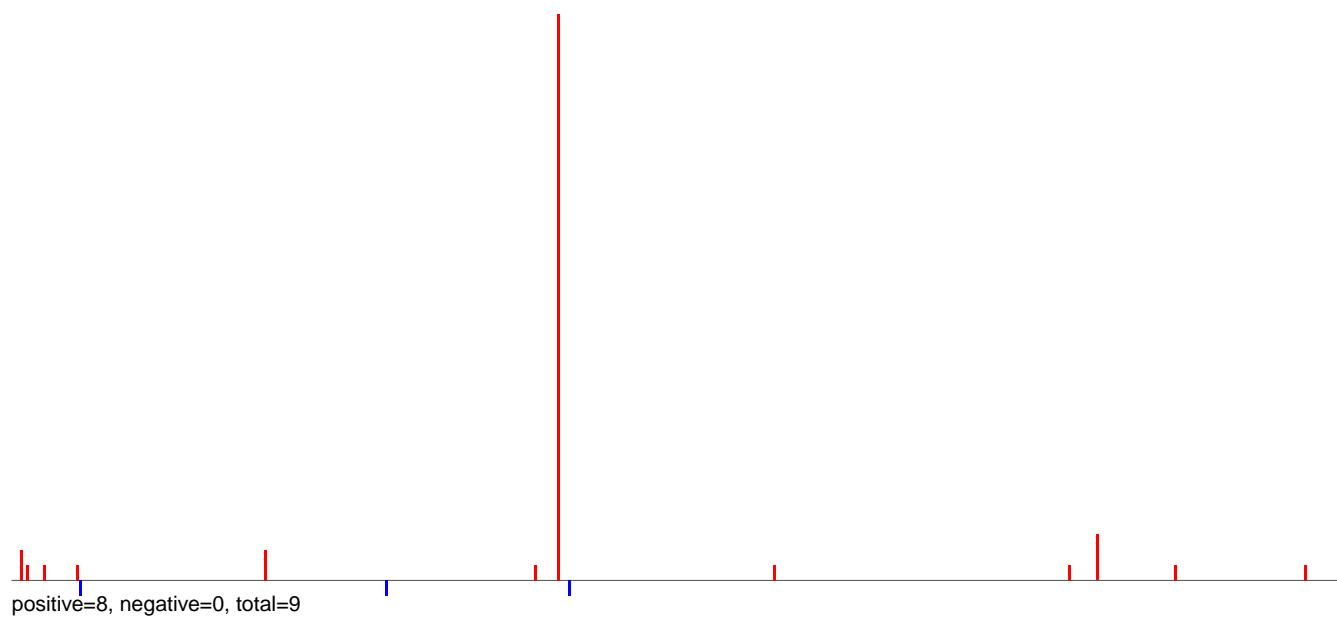
AeAlbo_C636_2dpi_SINV3.rep



positive=12, negative=3, total=15 Window size=25, length=11484, virus@NC_003908.1-Western_equine_encephalomyelitis_virus:1-11484

0 2000 4000 6000 8000 10000

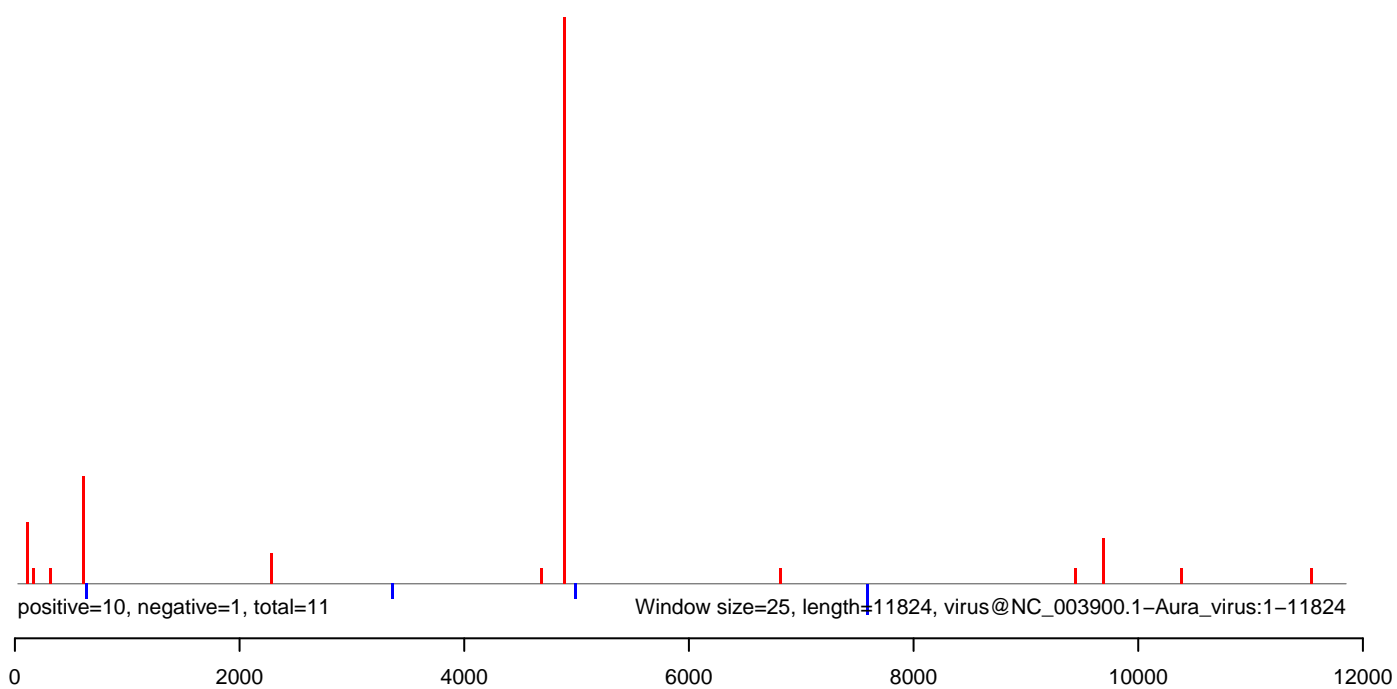
AeAlbo_C636_2dpi_SINV3.18_23.rep



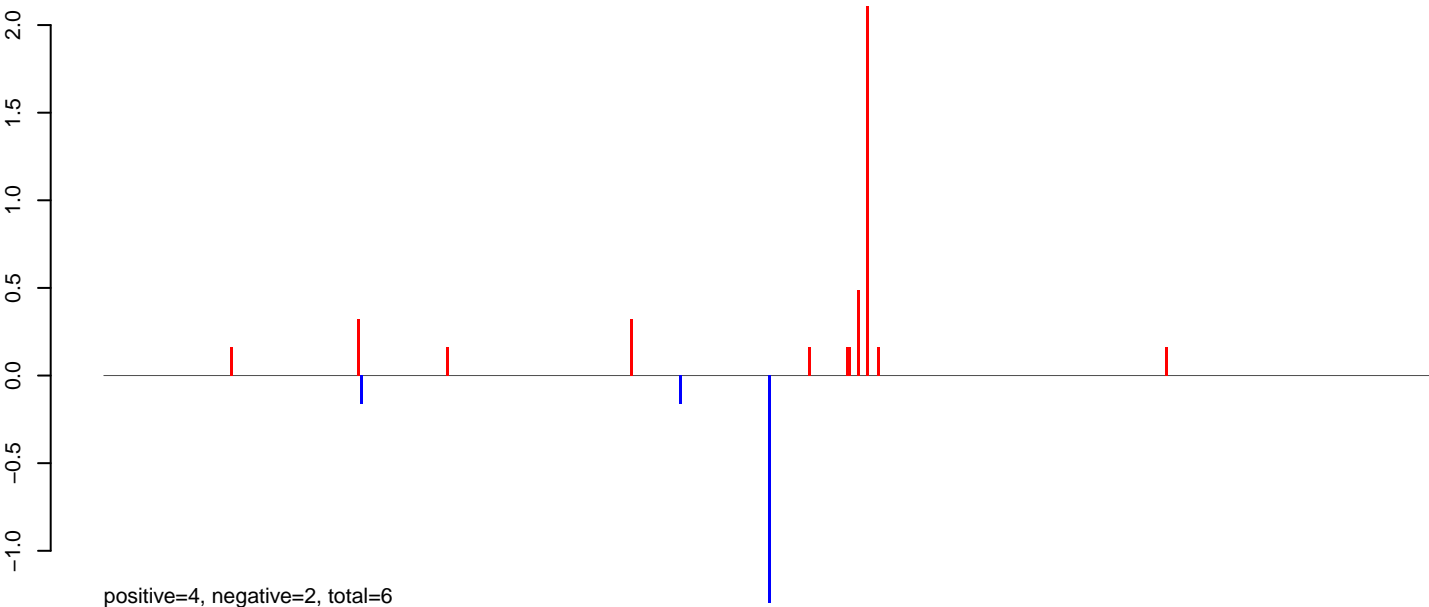
AeAlbo_C636_2dpi_SINV3.24_35.rep




AeAlbo_C636_2dpi_SINV3.rep



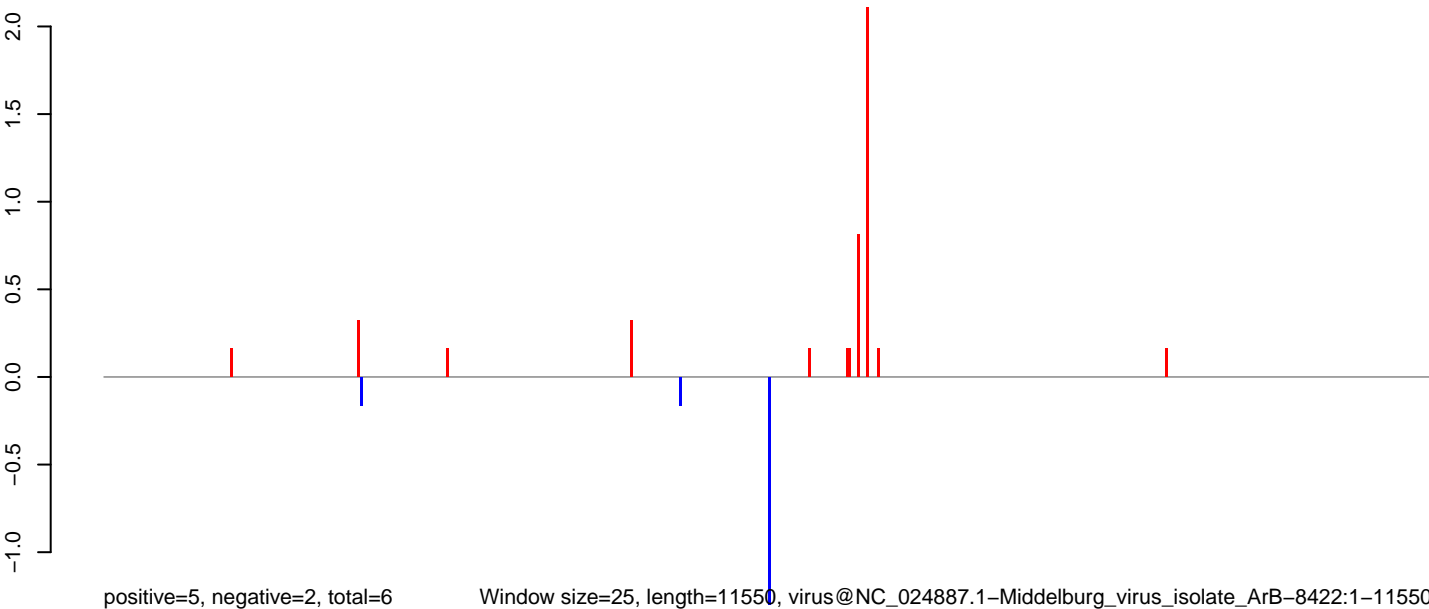
AeAlbo_C636_2dpi_SINV3.18_23.rep



AeAlbo_C636_2dpi_SINV3.24_35.rep



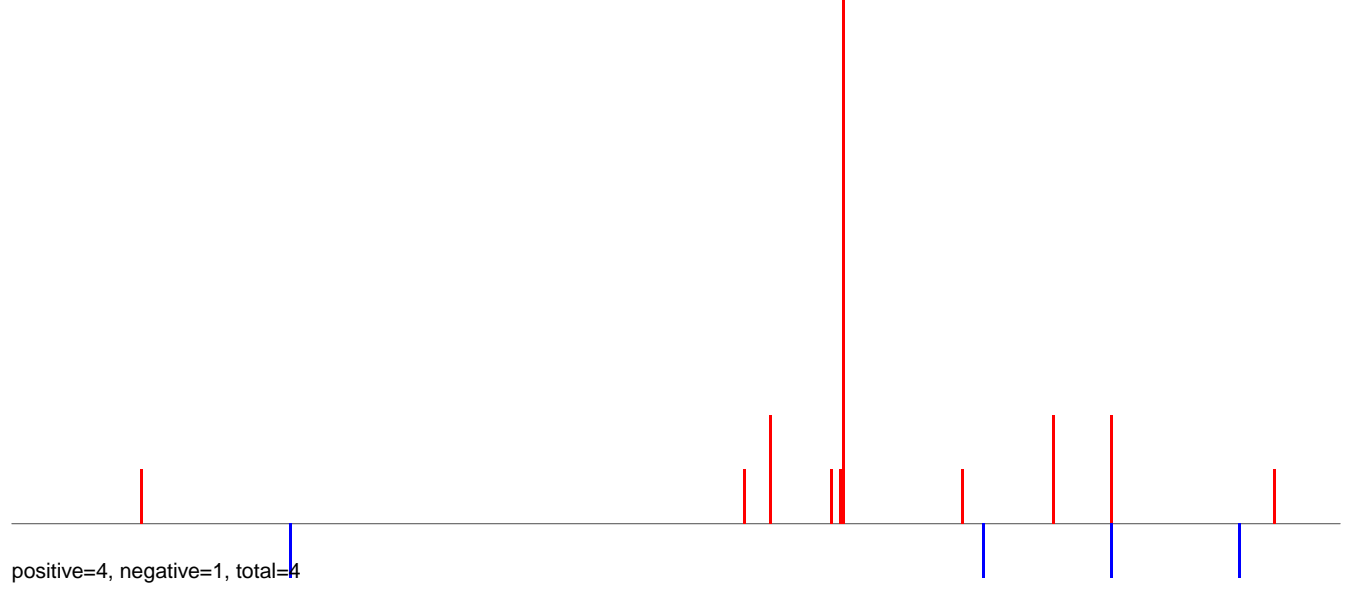
AeAlbo_C636_2dpi_SINV3.rep




Window size=25, length=11550, virus@NC_024887.1-Middelburg_virus_isolate_ArB-8422:1-11550

0 2000 4000 6000 8000 10000 12000

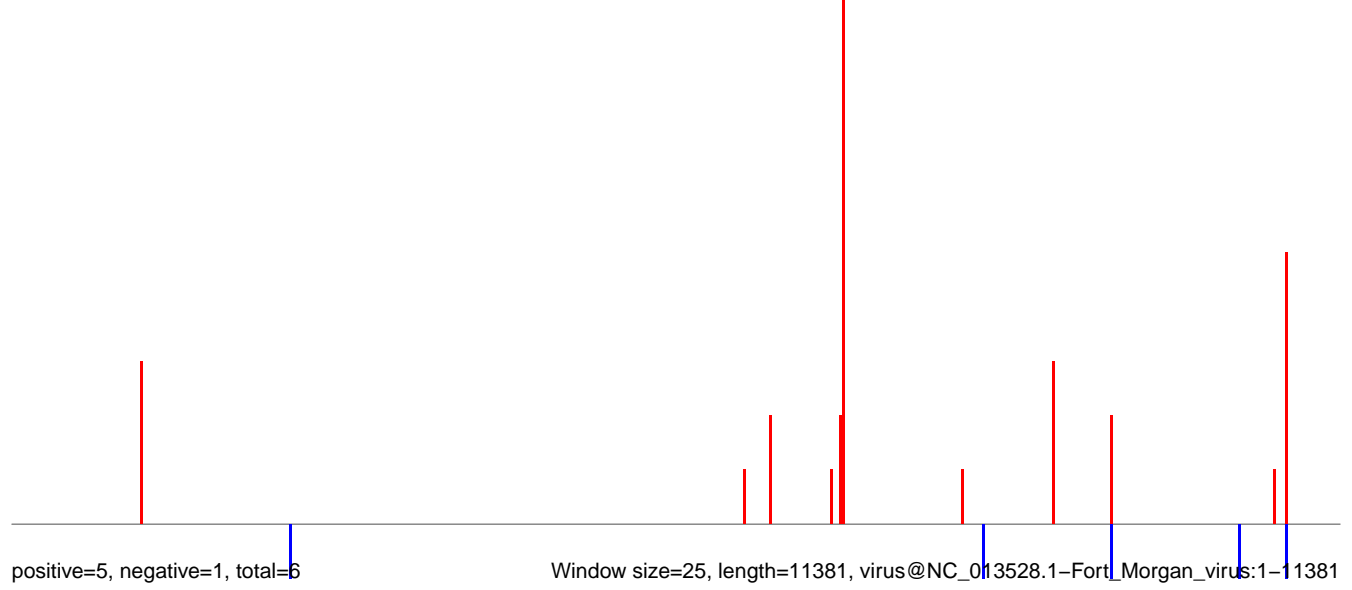
AeAlbo_C636_2dpi_SINV3.18_23.rep



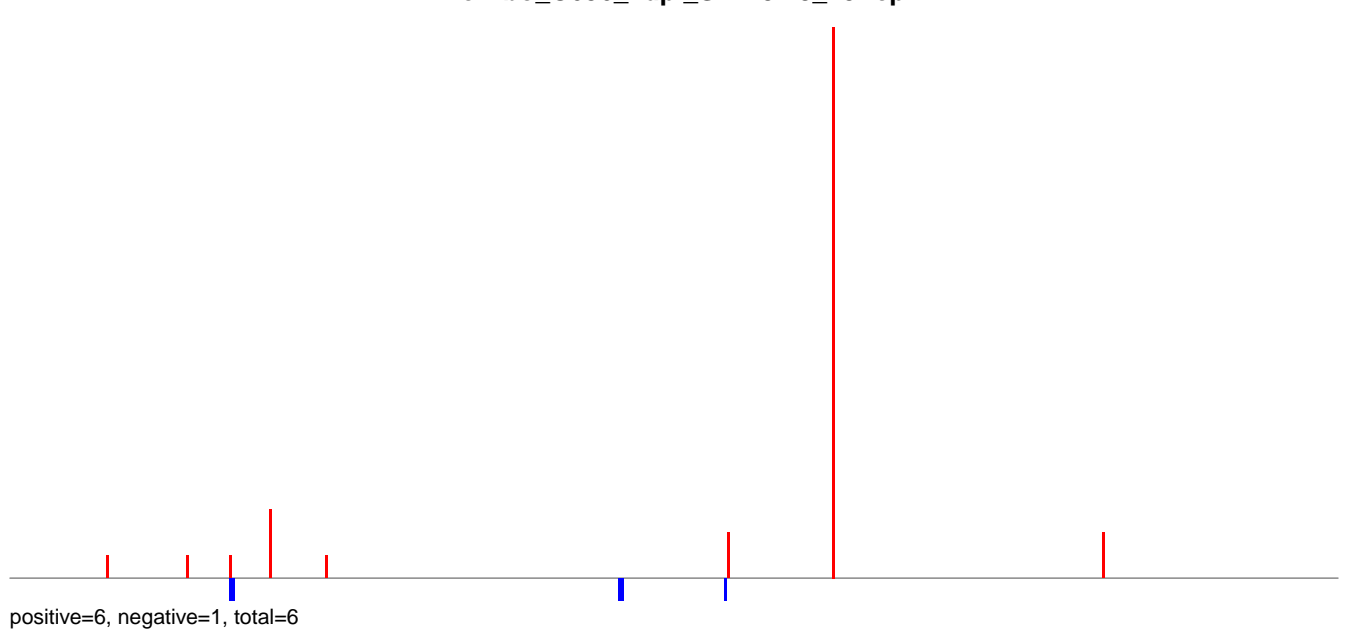
AeAlbo_C636_2dpi_SINV3.24_35.rep




AeAlbo_C636_2dpi_SINV3.rep



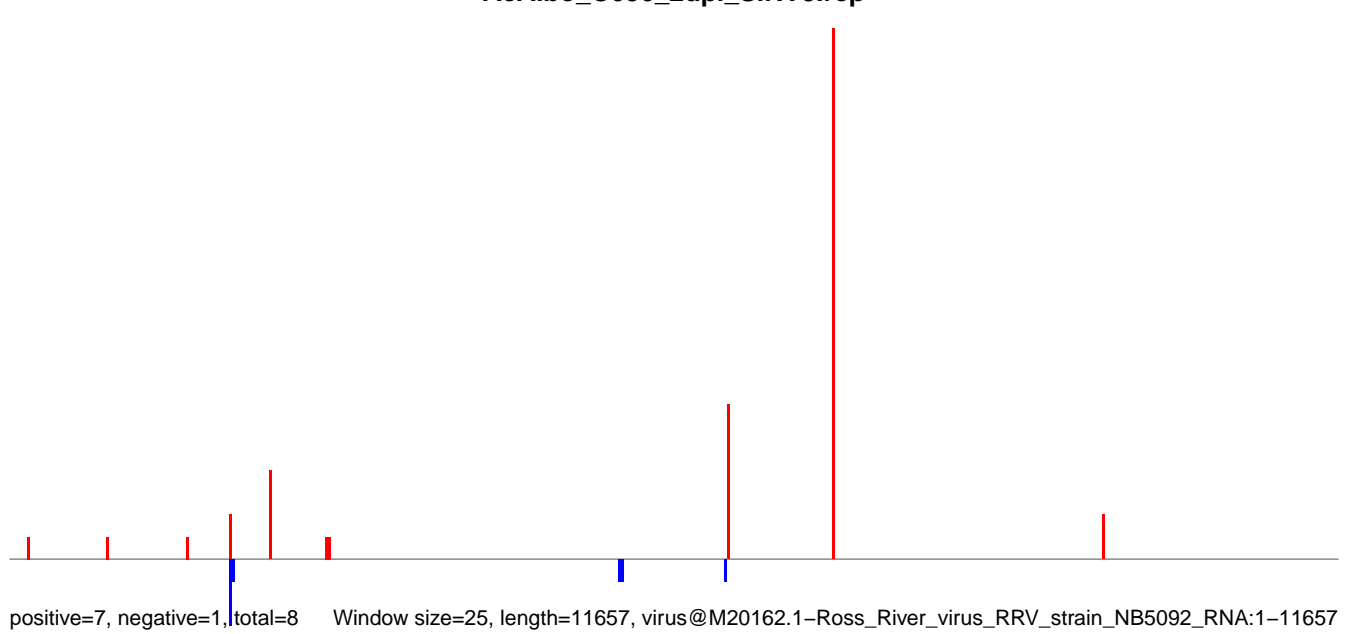
AeAlbo_C636_2dpi_SINV3.18_23.rep



AeAlbo_C636_2dpi_SINV3.24_35.rep

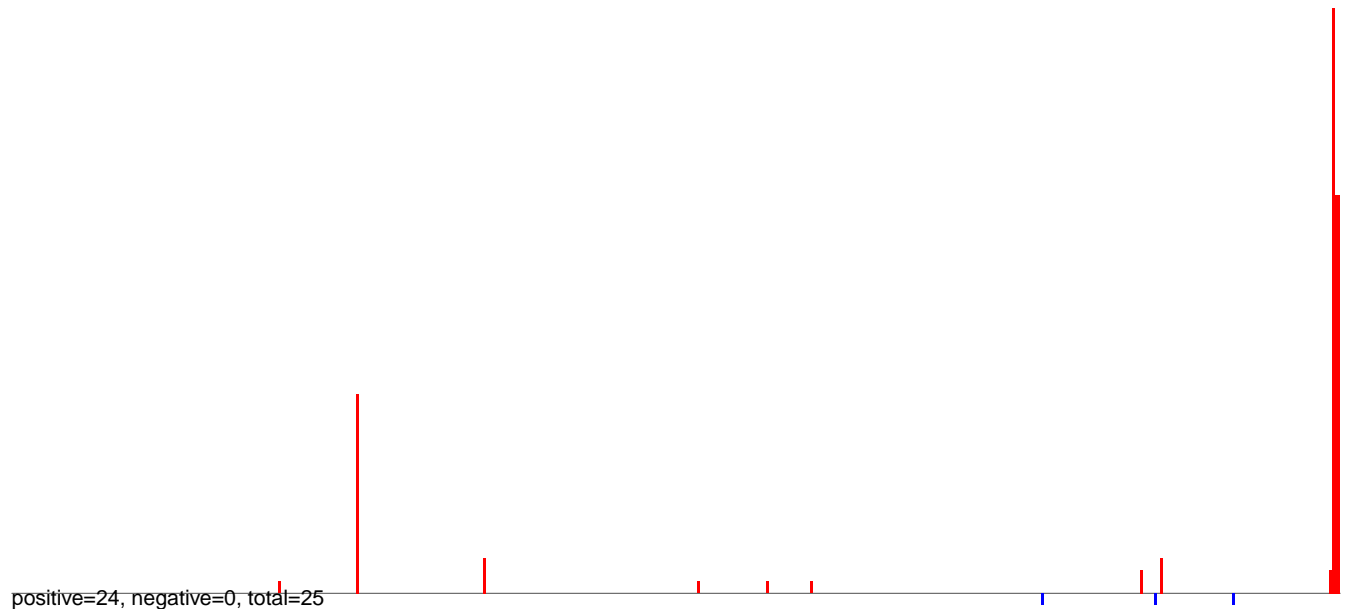


AeAlbo_C636_2dpi_SINV3.rep




Window size=25, length=11657, virus@M20162.1-Ross_River_virus_RRV_strain_NB5092_RNA:1-11657

AeAlbo_C636_2dpi_SINV3.18_23.rep



AeAlbo_C636_2dpi_SINV3.24_35.rep




AeAlbo_C636_2dpi_SINV3.rep



AeAlbo_C636_2dpi_SINV3.18_23.rep



AeAlbo_C636_2dpi_SINV3.24_35.rep



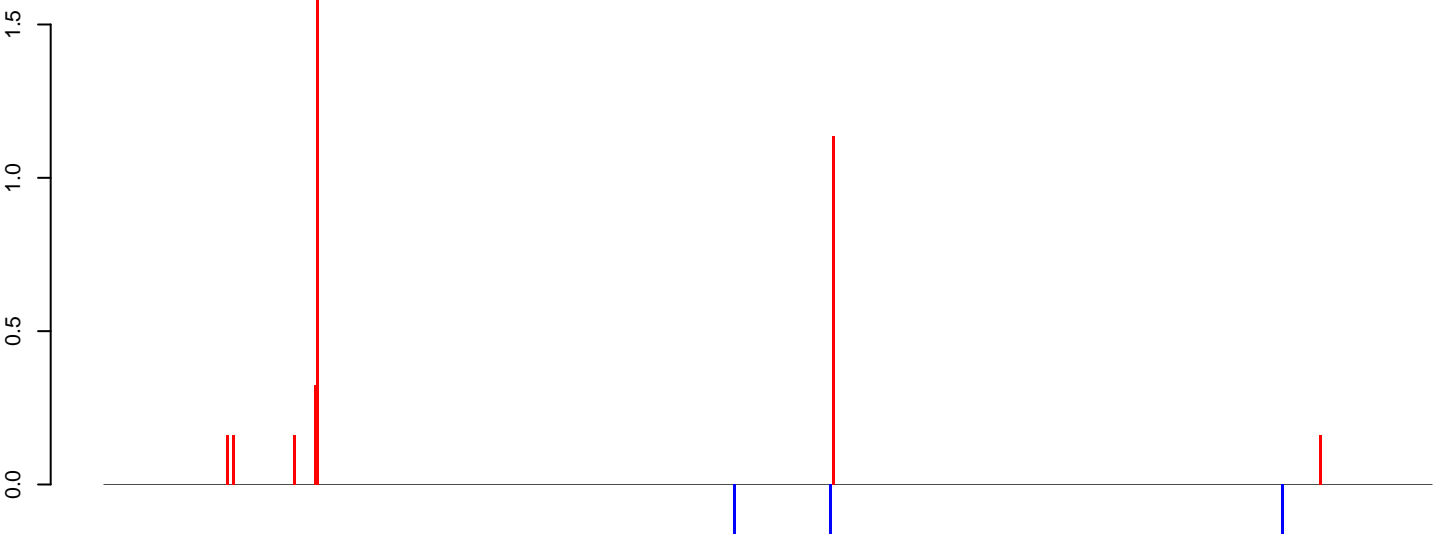
AeAlbo_C636_2dpi_SINV3.rep



downloaded from <https://www.ncbi.nlm.nih.gov/trace/viral/147991.1> - Trocara_virus_non_structural_polyprotein_gene_partial_cds_and_structural_polyprotei:1-12052


0 2000 4000 6000 8000 10000 12000

AeAlbo_C636_2dpi_SINV3.18_23.rep



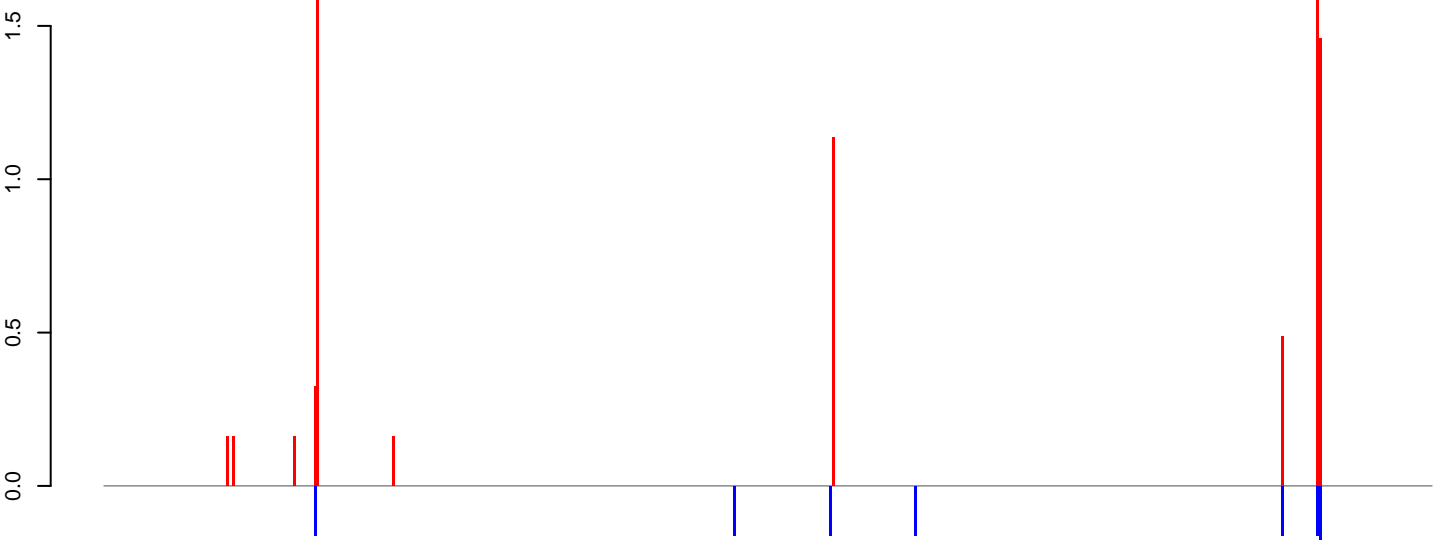
positive=4, negative=0, total=4

AeAlbo_C636_2dpi_SINV3.24_35.rep



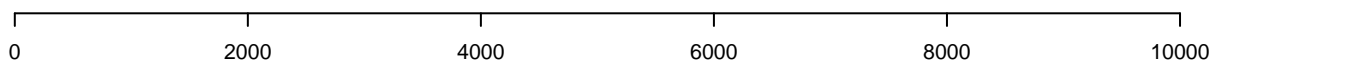
positive=4, negative=1, total=4

AeAlbo_C636_2dpi_SINV3.rep

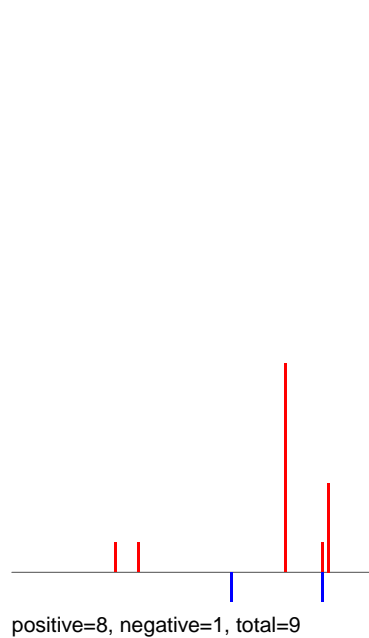


positive=7, negative=1, total=9

Window size=25, length=11385, virus@AF075259.1-Cabassou_virus_strain_CaAr_508:1-11385



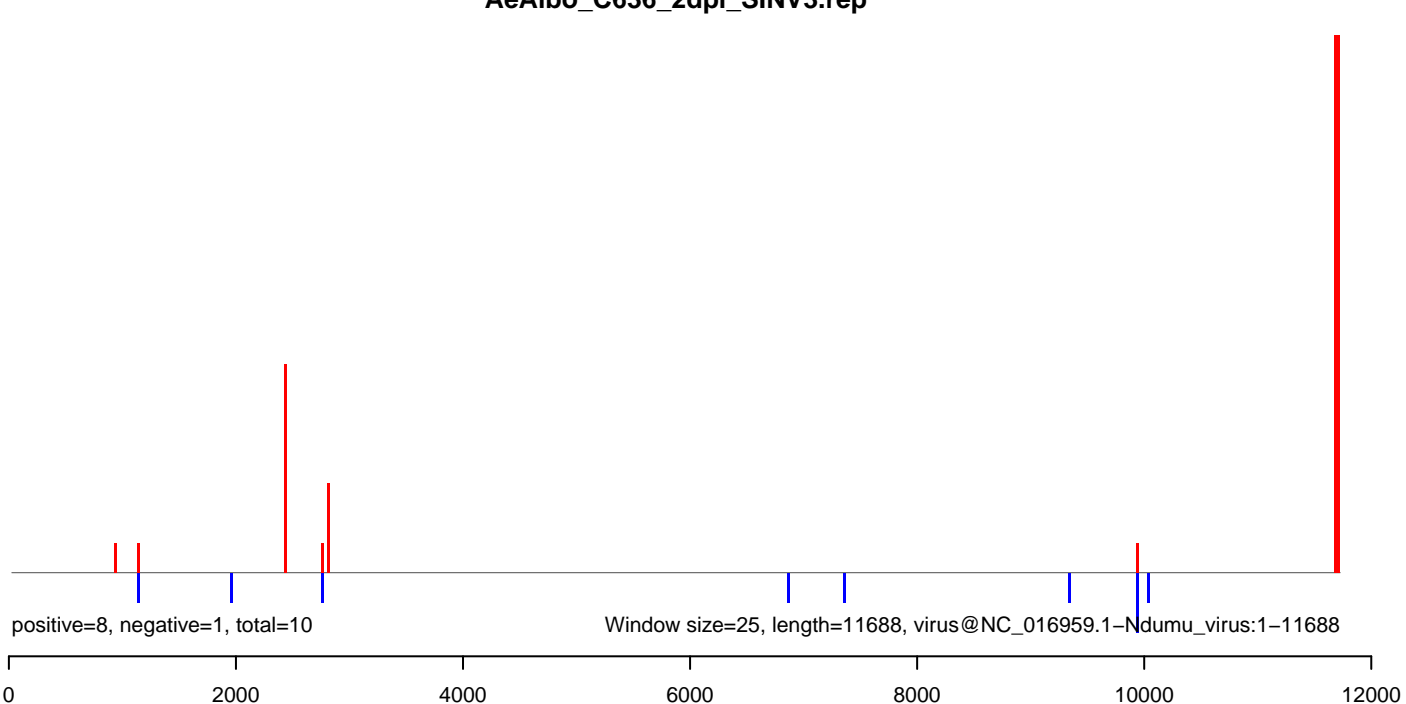
AeAlbo_C636_2dpi_SINV3.18_23.rep



AeAlbo_C636_2dpi_SINV3.24_35.rep



AeAlbo_C636_2dpi_SINV3.rep




AeAlbo_C636_2dpi_SINV3.18_23.rep




positive=5, negative=2, total=7

AeAlbo_C636_2dpi_SINV3.24_35.rep



positive=6, negative=3, total=9

AeAlbo_C636_2dpi_SINV3.rep

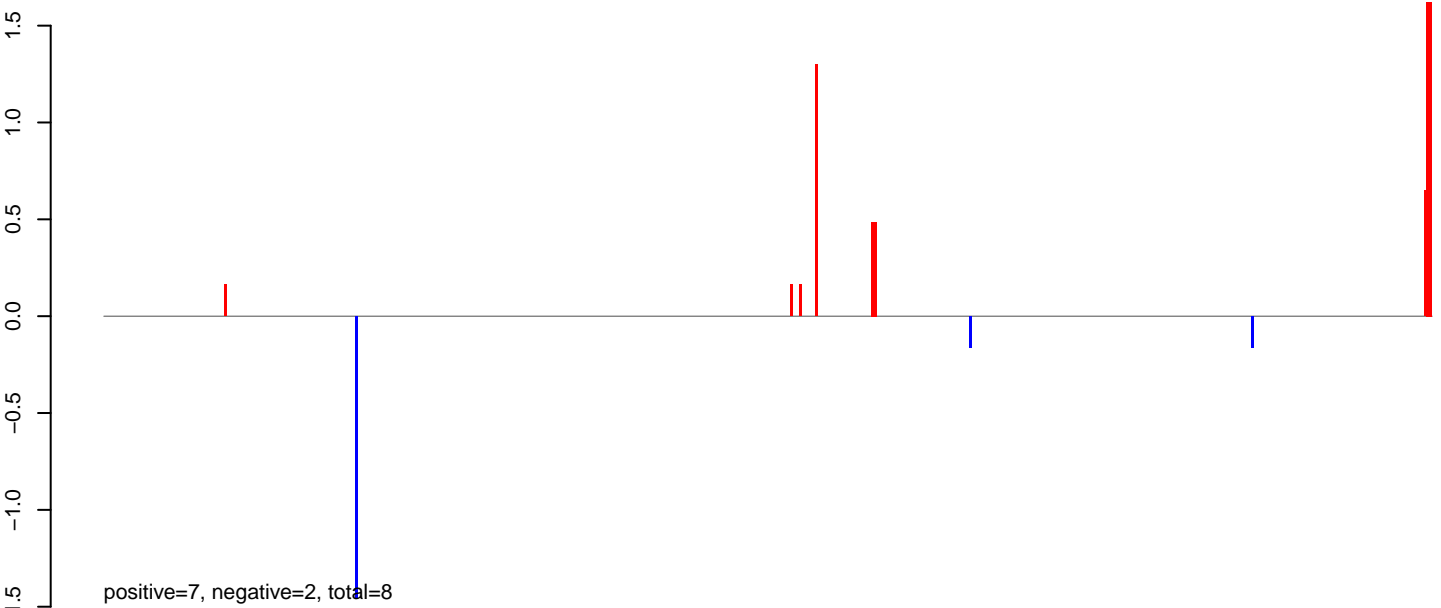


positive=11, negative=5, total=15

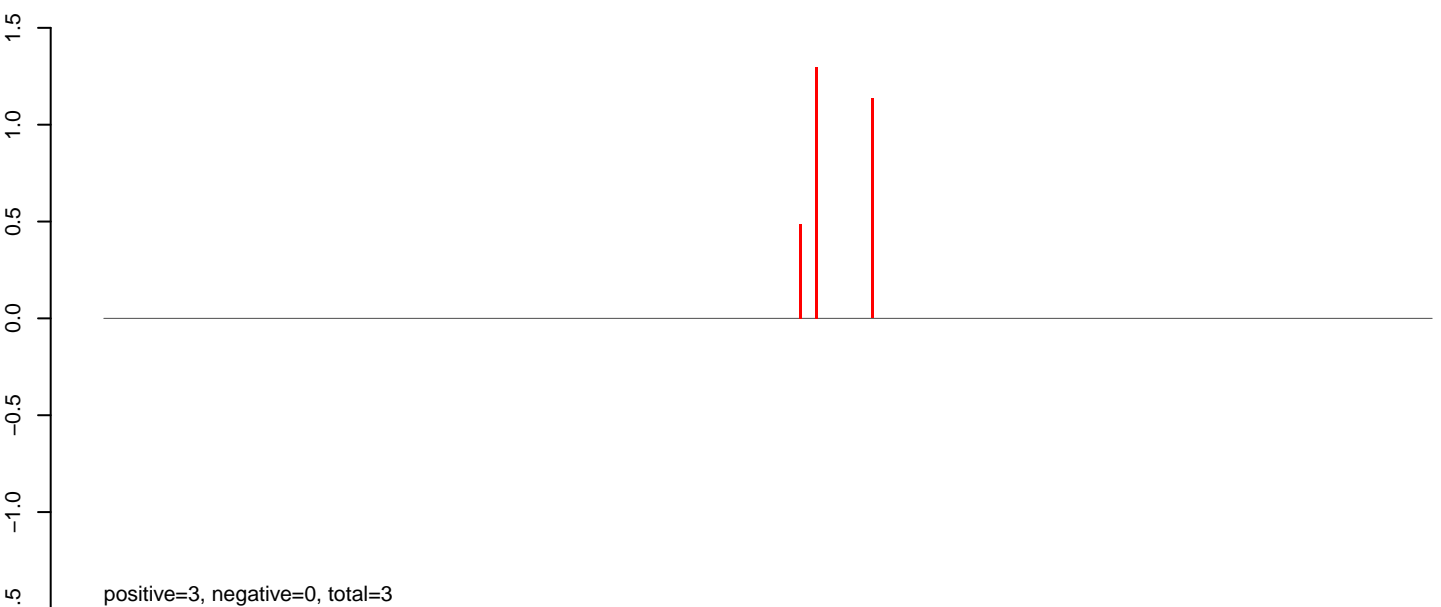
Window size=25, length=11526, virus@NC_012561.1-Highlands_J_virus:1-11526

0 2000 4000 6000 8000 10000 12000

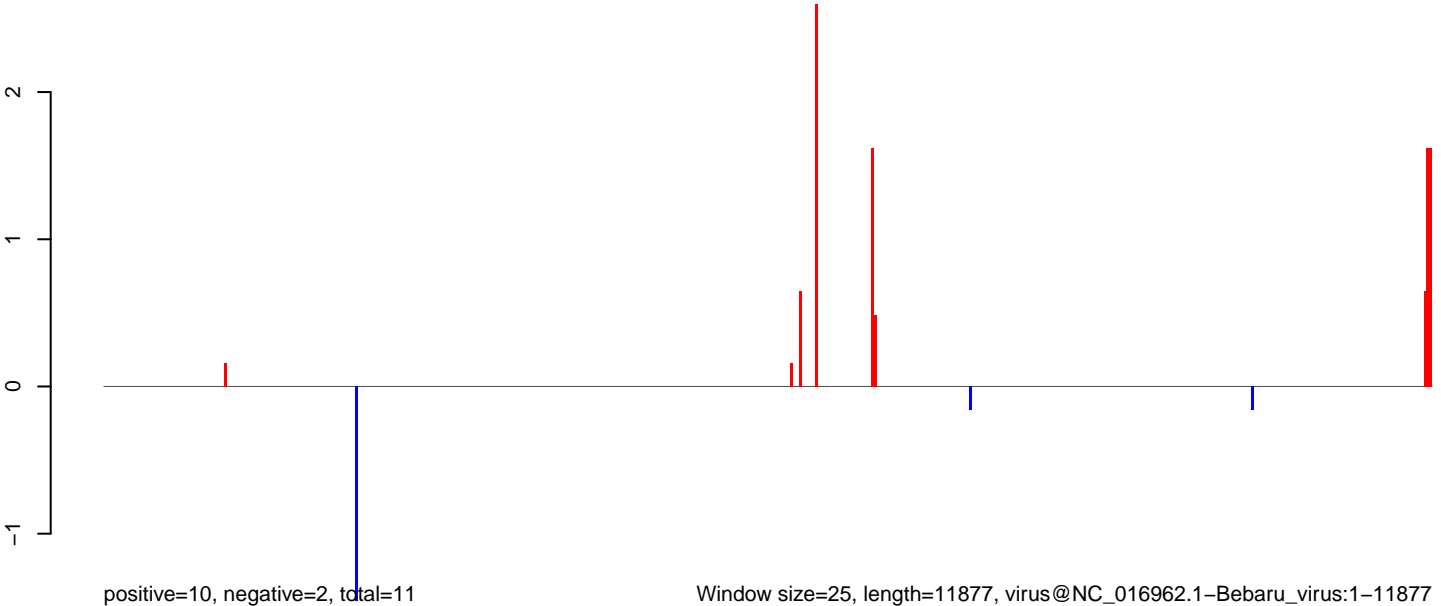
AeAlbo_C636_2dpi_SINV3.18_23.rep



AeAlbo_C636_2dpi_SINV3.24_35.rep



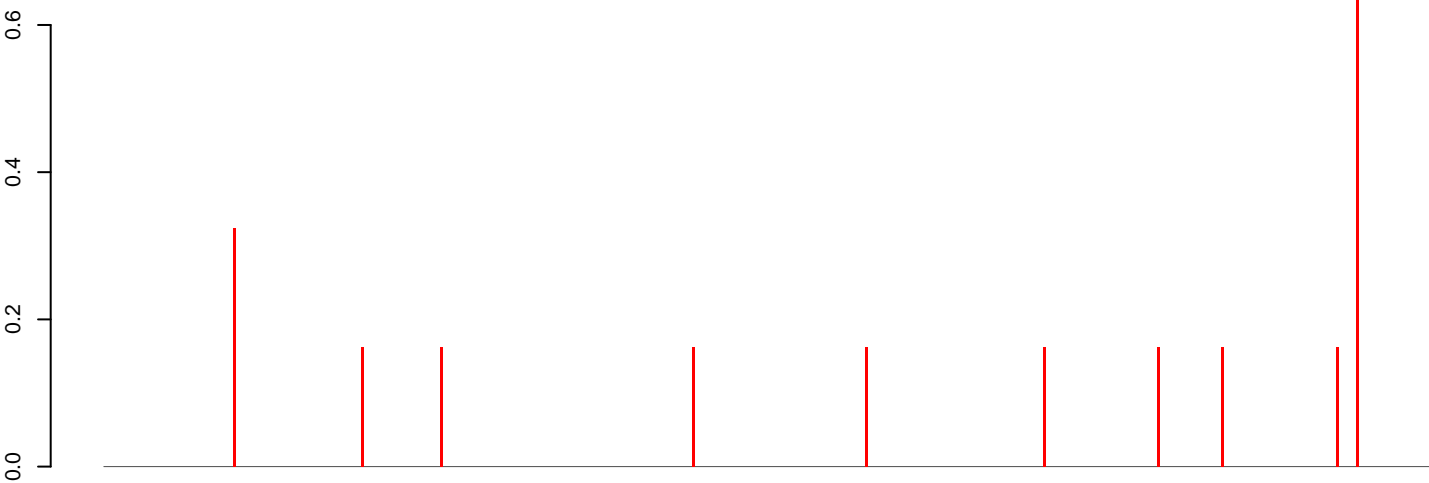
AeAlbo_C636_2dpi_SINV3.rep



Window size=25, length=11877, virus@NC_016962.1-Bebaru_virus:1-11877


0 2000 4000 6000 8000 10000 12000

AeAlbo_C636_2dpi_SINV3.18_23.rep



positive=2, negative=0, total=2

AeAlbo_C636_2dpi_SINV3.24_35.rep



positive=1, negative=0, total=1

AeAlbo_C636_2dpi_SINV3.rep

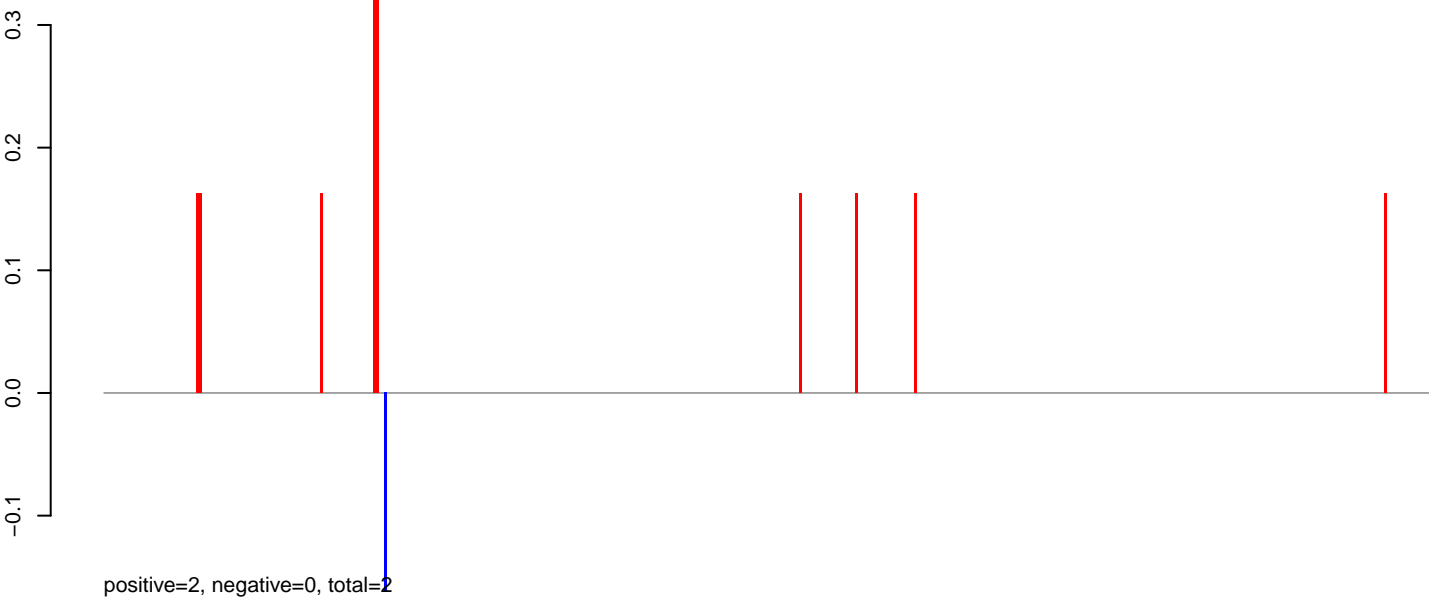


positive=3, negative=0, total=3


Window size=25, length=11344, virus@AF075256.1-Pixuna_virus_strain_Pixuna_BeAr_35645:1-11344

0 2000 4000 6000 8000 10000

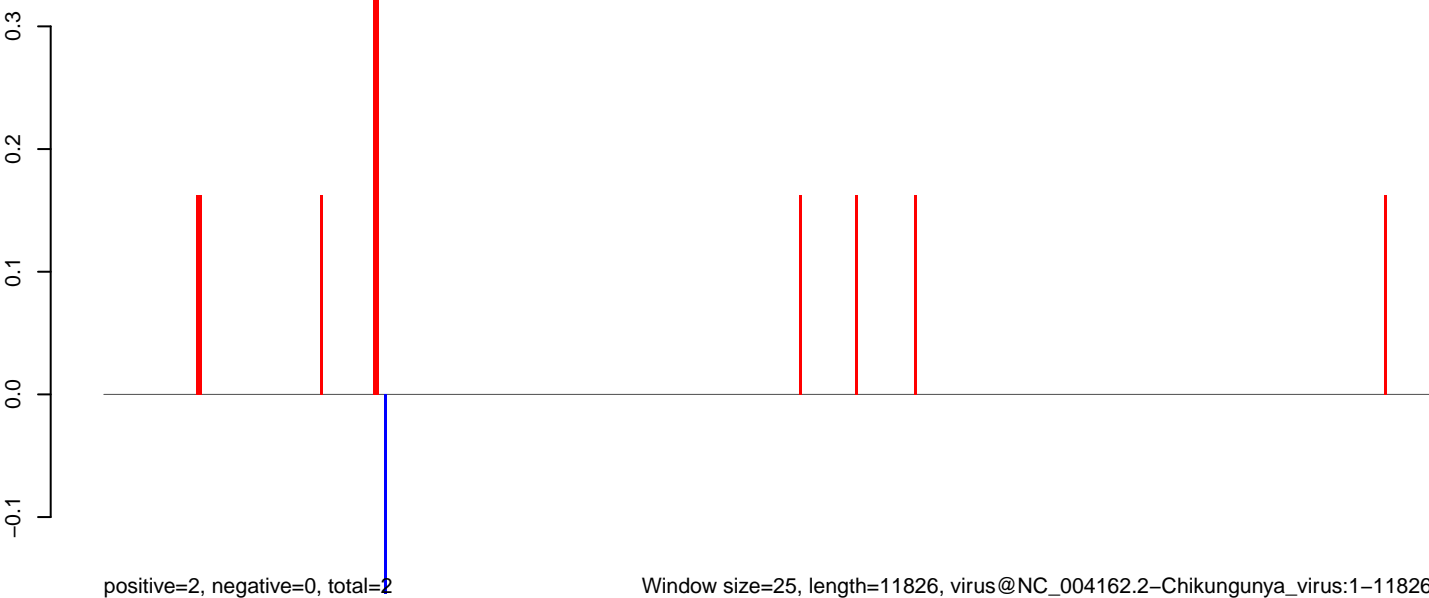
AeAlbo_C636_2dpi_SINV3.18_23.rep




AeAlbo_C636_2dpi_SINV3.24_35.rep




AeAlbo_C636_2dpi_SINV3.rep



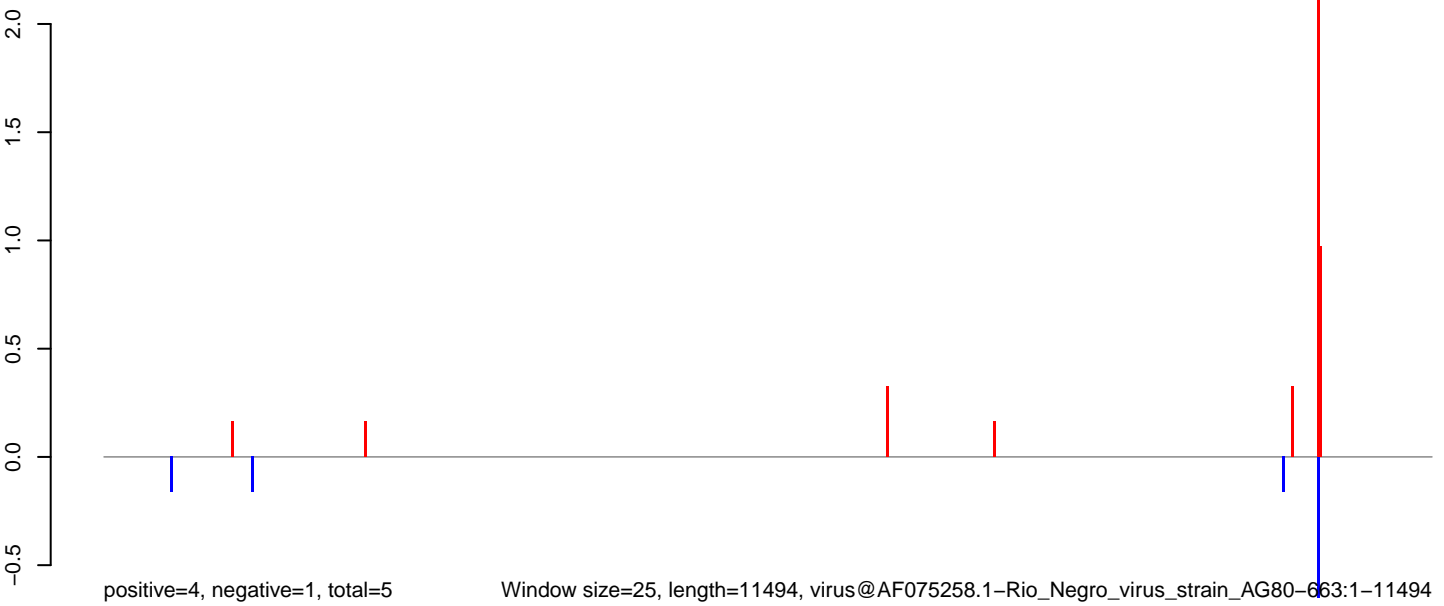
AeAlbo_C636_2dpi_SINV3.18_23.rep



AeAlbo_C636_2dpi_SINV3.24_35.rep



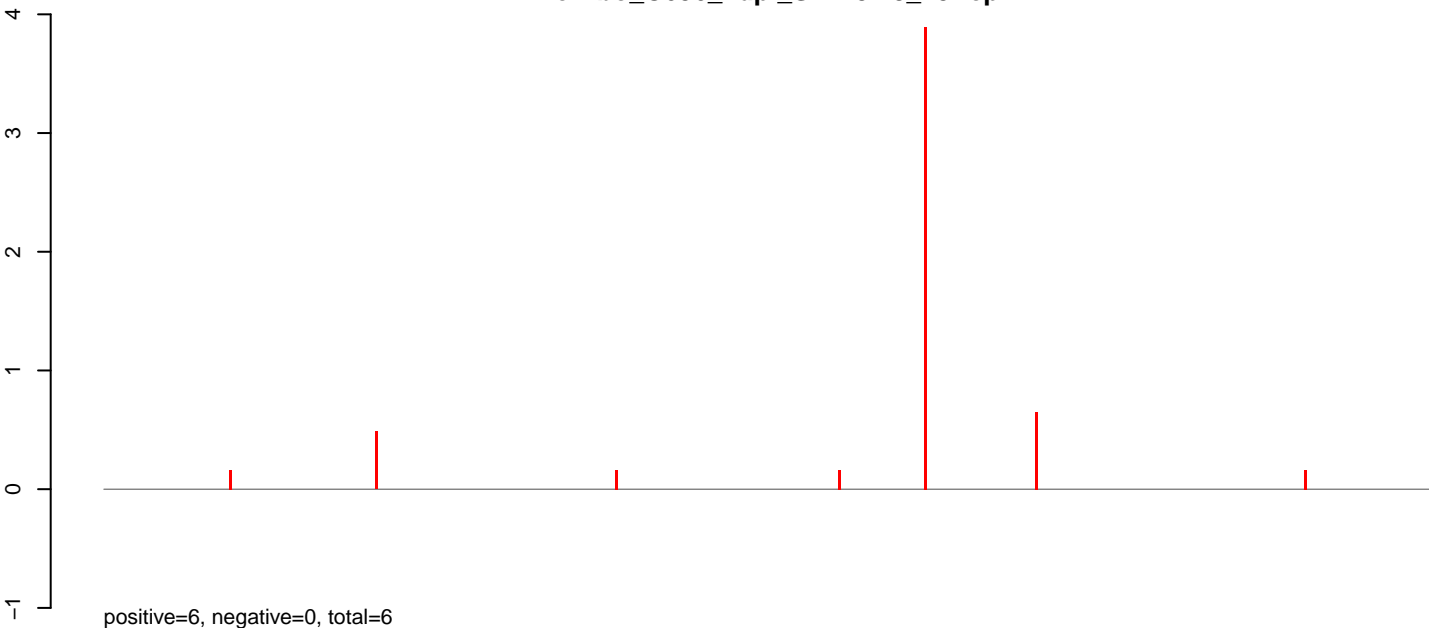
AeAlbo_C636_2dpi_SINV3.rep




Window size=25, length=11494, virus@AF075258.1-Rio_Negro_virus_strain_AG80-663:1-11494

0 2000 4000 6000 8000 10000

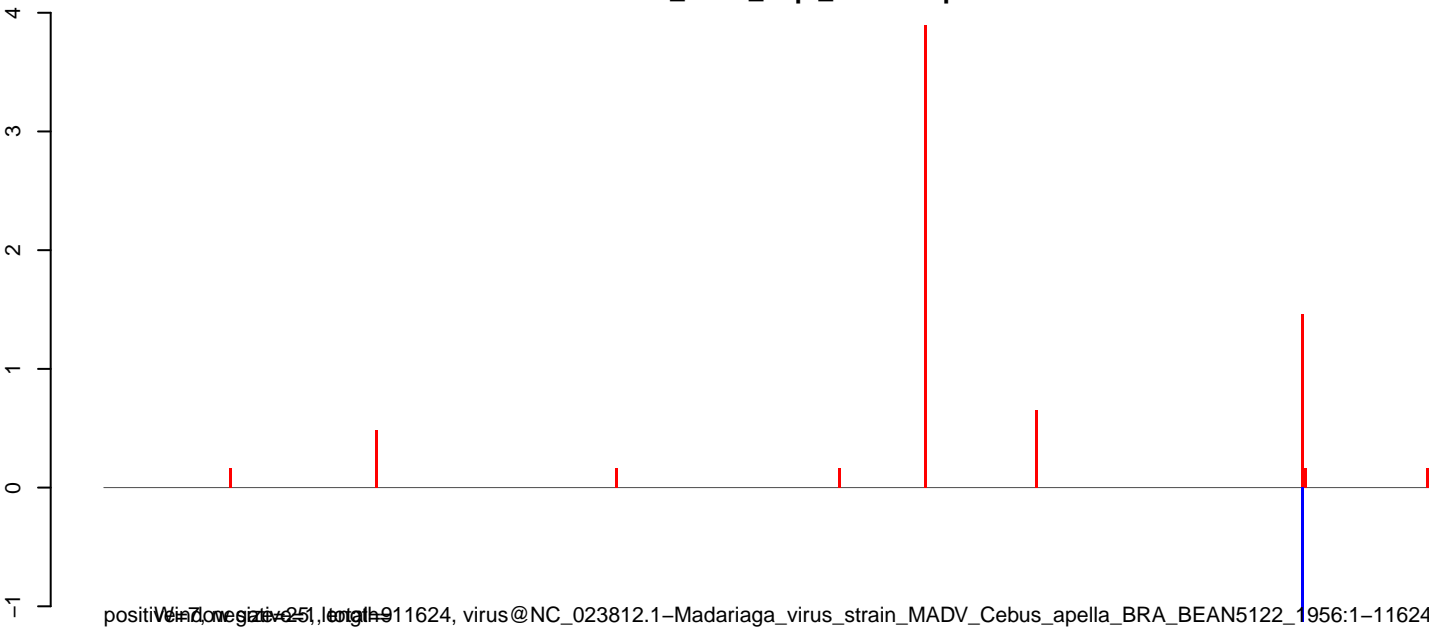
AeAlbo_C636_2dpi_SINV3.18_23.rep



AeAlbo_C636_2dpi_SINV3.24_35.rep



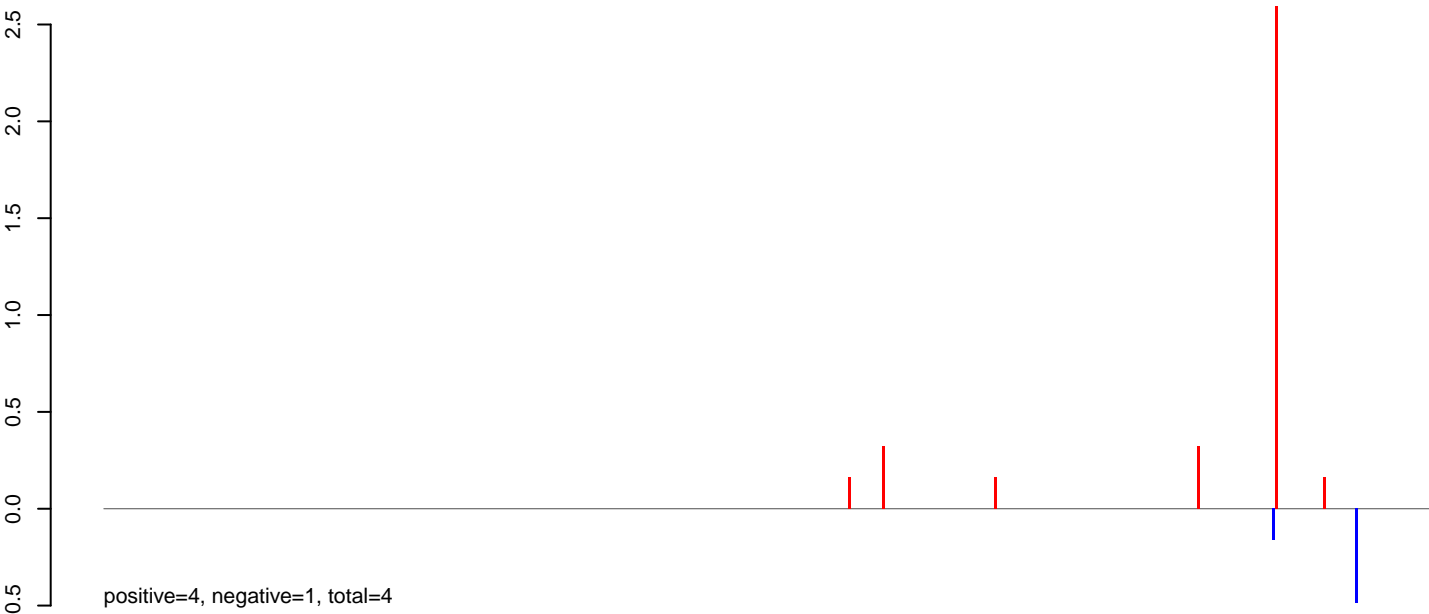
AeAlbo_C636_2dpi_SINV3.rep



View: 11624, virus@NC_023812.1-Madariaga_virus_strain_MADV_Cebus_apella_BRA_BEAN5122_1956:1-11624

0 2000 4000 6000 8000 10000 12000

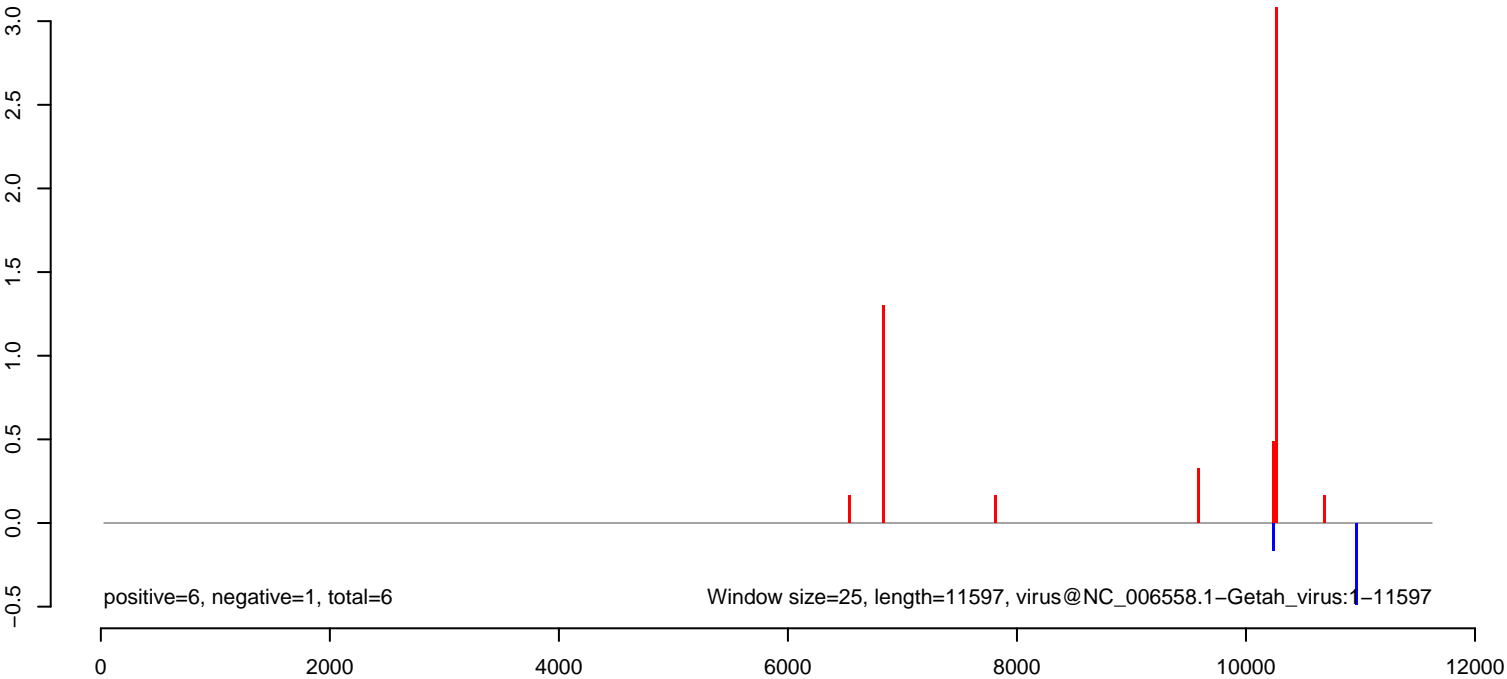
AeAlbo_C636_2dpi_SINV3.18_23.rep



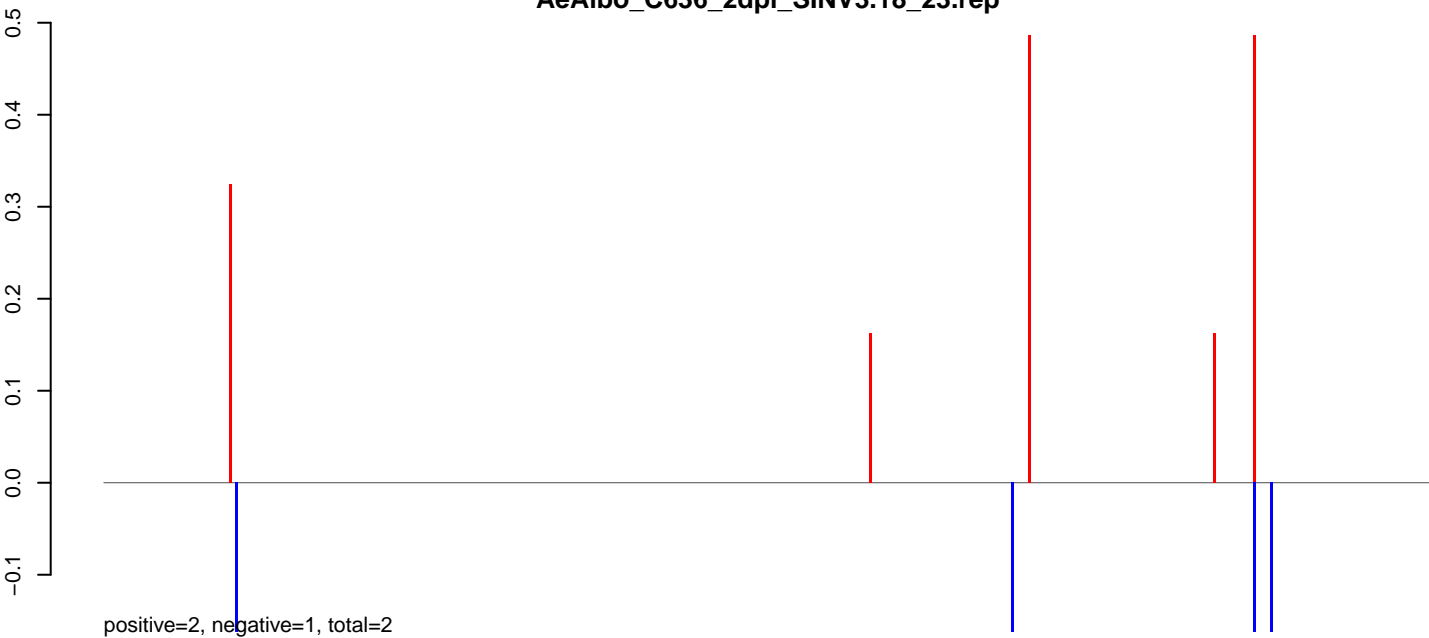
AeAlbo_C636_2dpi_SINV3.24_35.rep




AeAlbo_C636_2dpi_SINV3.rep



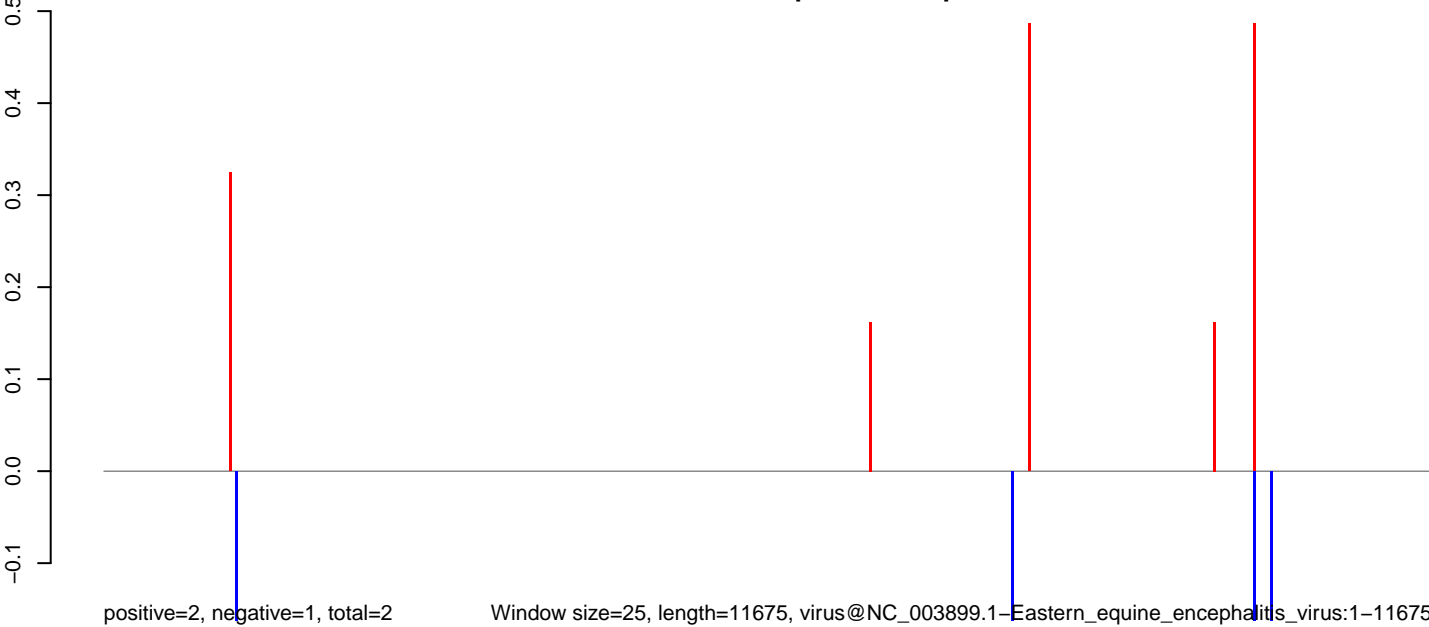
AeAlbo_C636_2dpi_SINV3.18_23.rep



AeAlbo_C636_2dpi_SINV3.24_35.rep

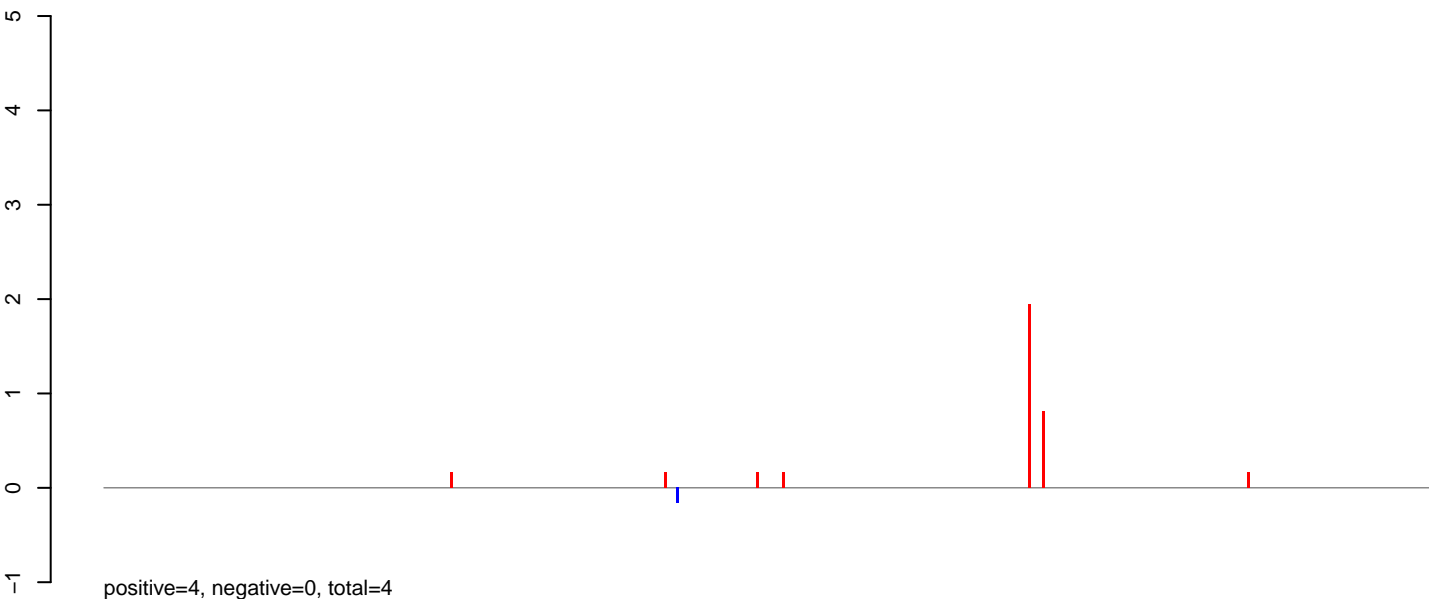


AeAlbo_C636_2dpi_SINV3.rep



Window size=25, length=11675, virus@NC_003899.1-Eastern_equine_encephalitis_virus:1-11675

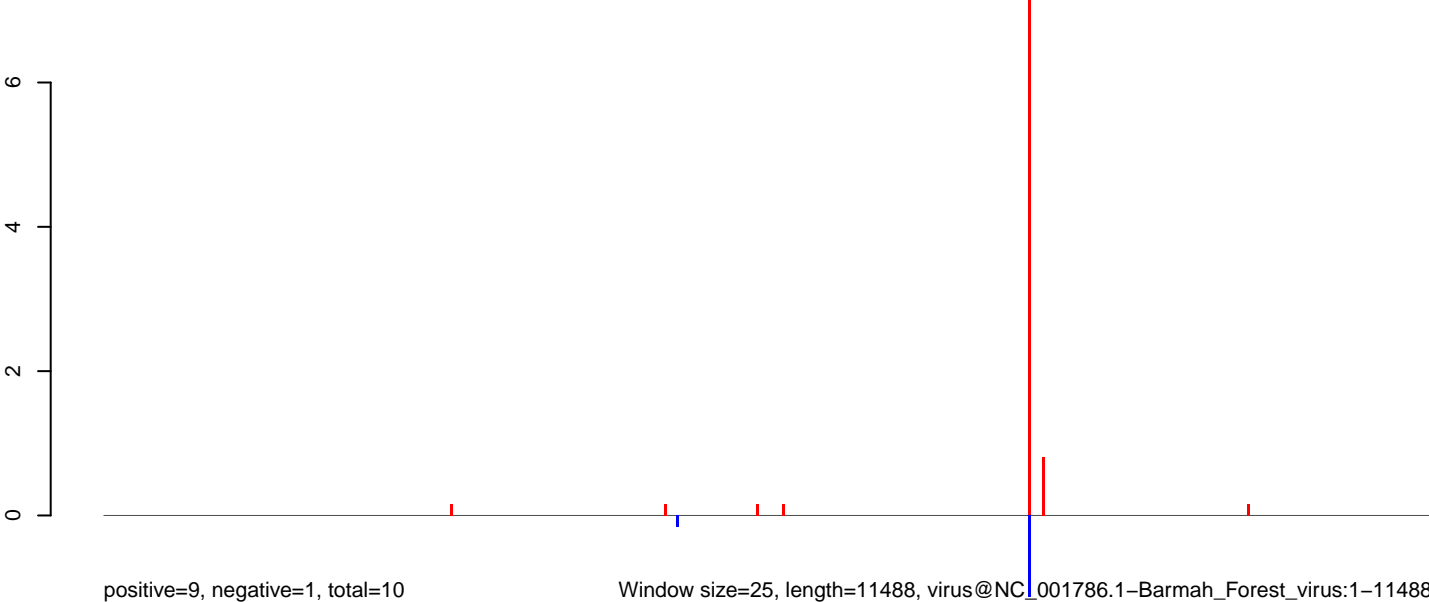
AeAlbo_C636_2dpi_SINV3.18_23.rep



AeAlbo_C636_2dpi_SINV3.24_35.rep



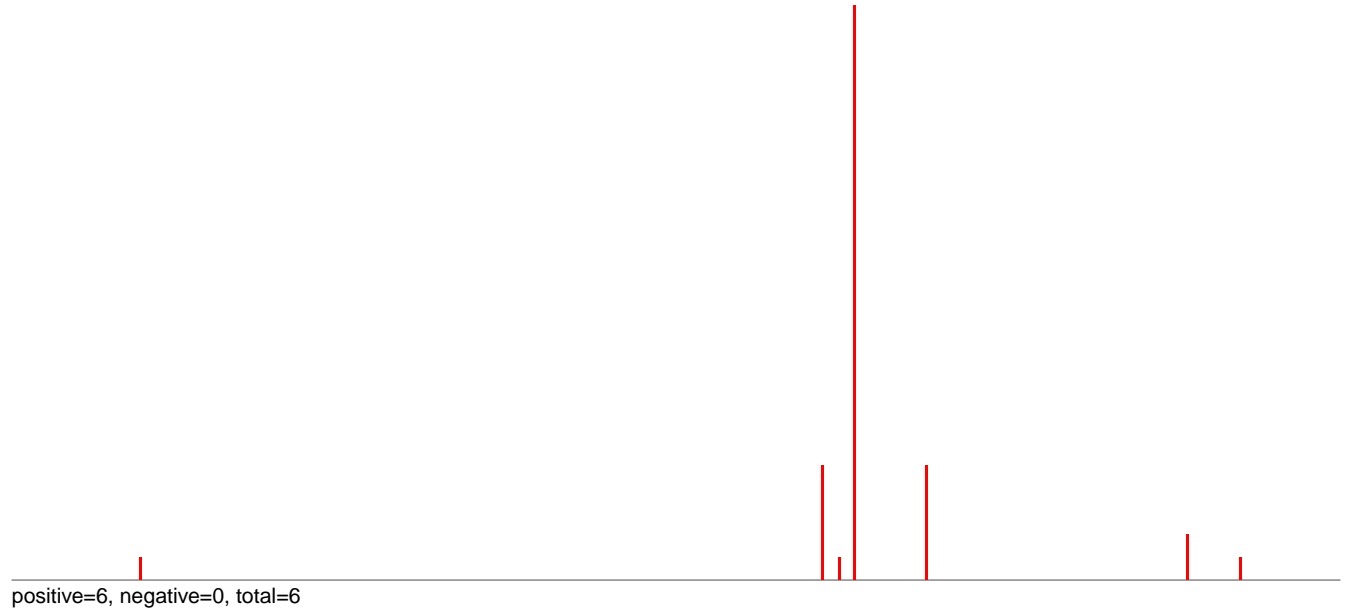
AeAlbo_C636_2dpi_SINV3.rep



Window size=25, length=11488, virus@NC_001786.1-Barmah_Forest_virus:1-11488

0 2000 4000 6000 8000 10000

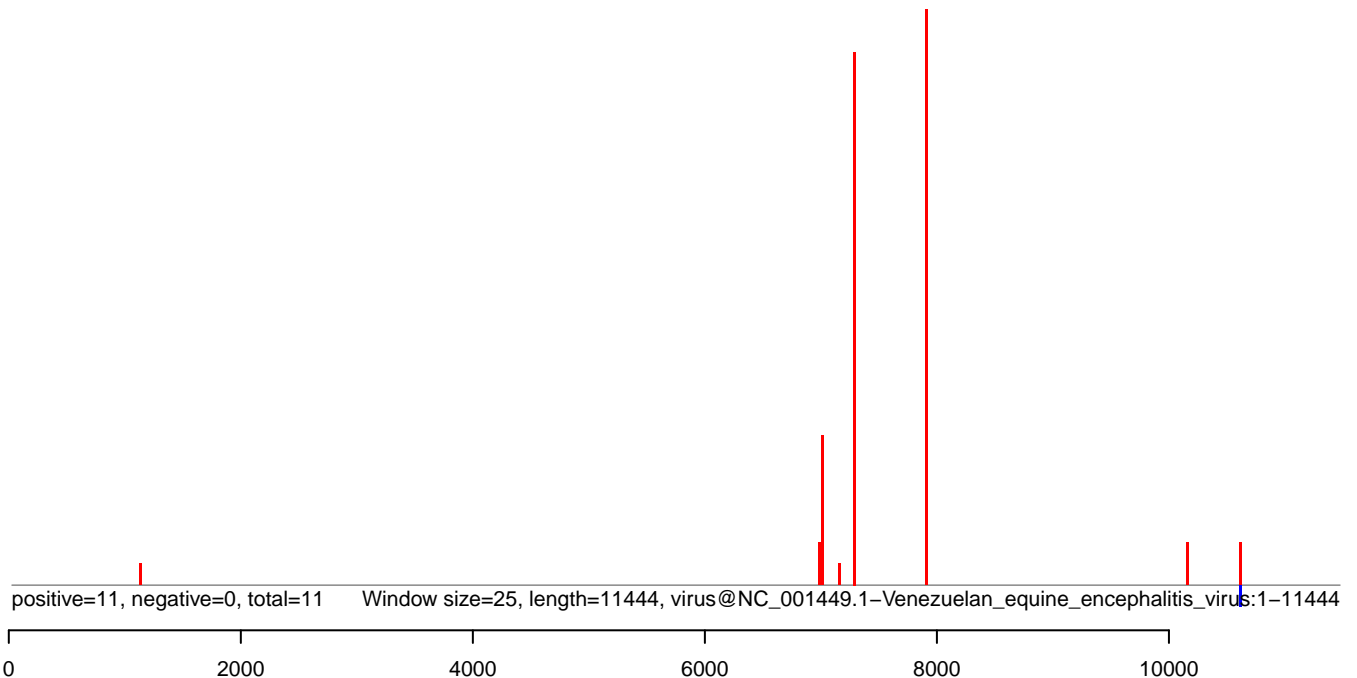
AeAlbo_C636_2dpi_SINV3.18_23.rep



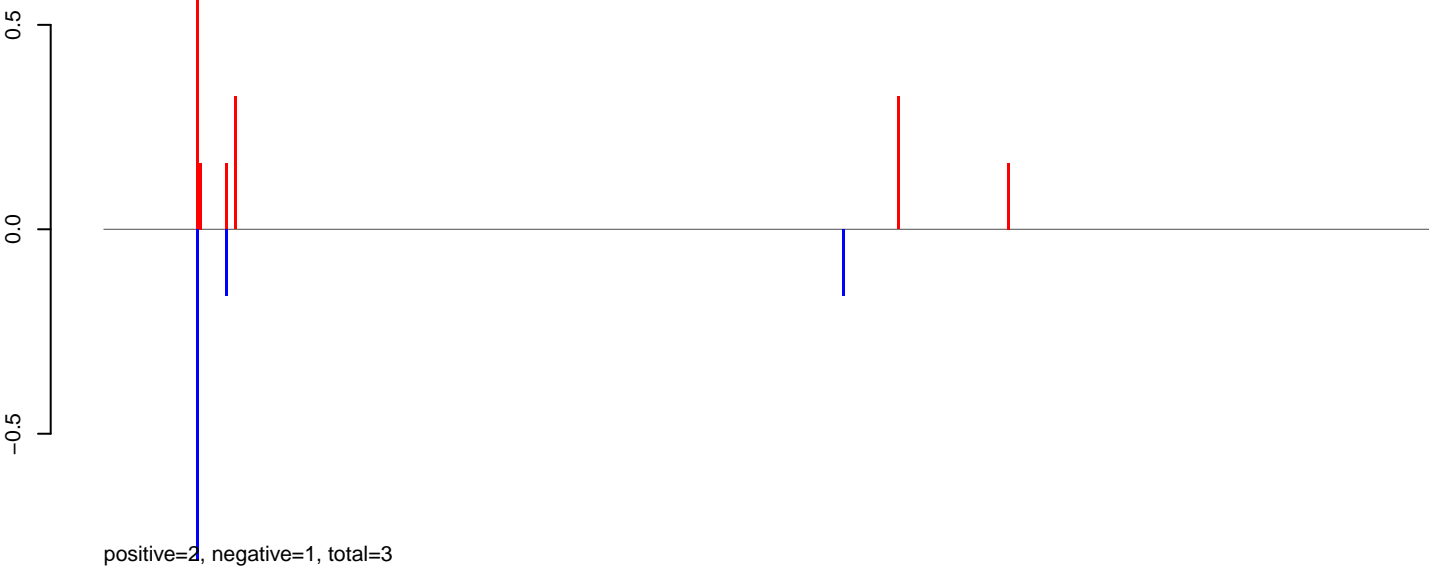
AeAlbo_C636_2dpi_SINV3.24_35.rep




AeAlbo_C636_2dpi_SINV3.rep



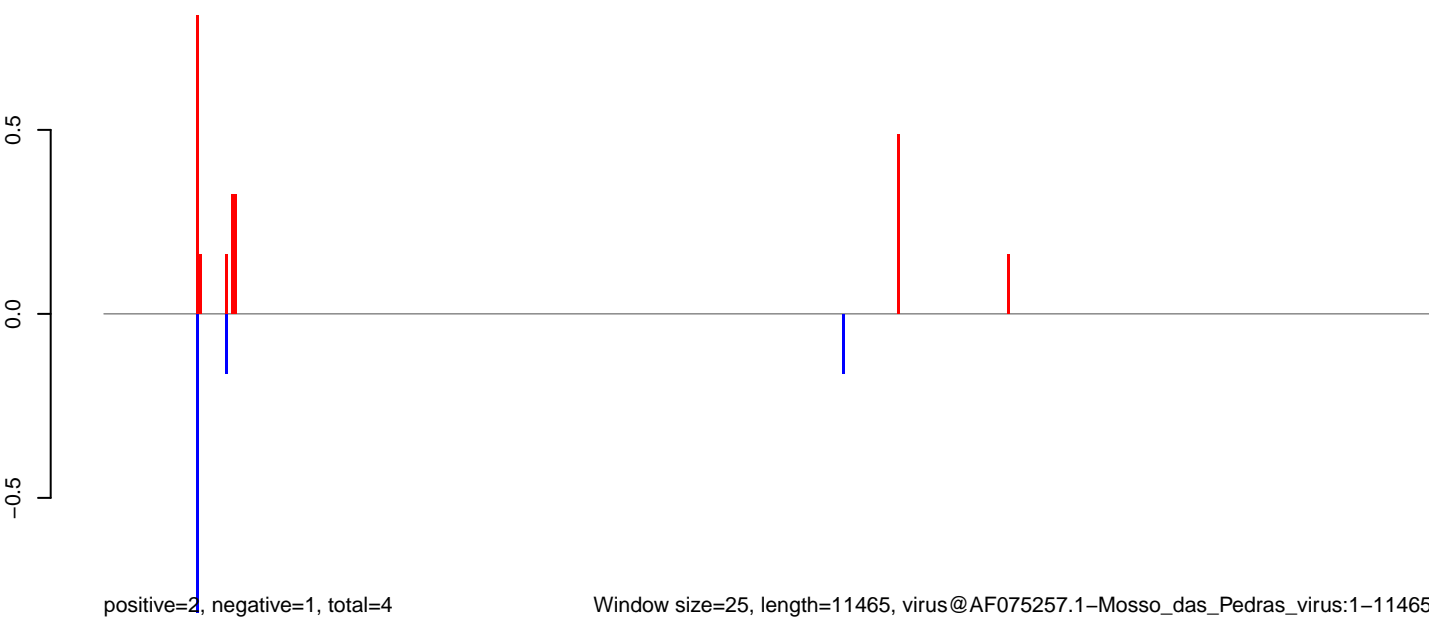
AeAlbo_C636_2dpi_SINV3.18_23.rep



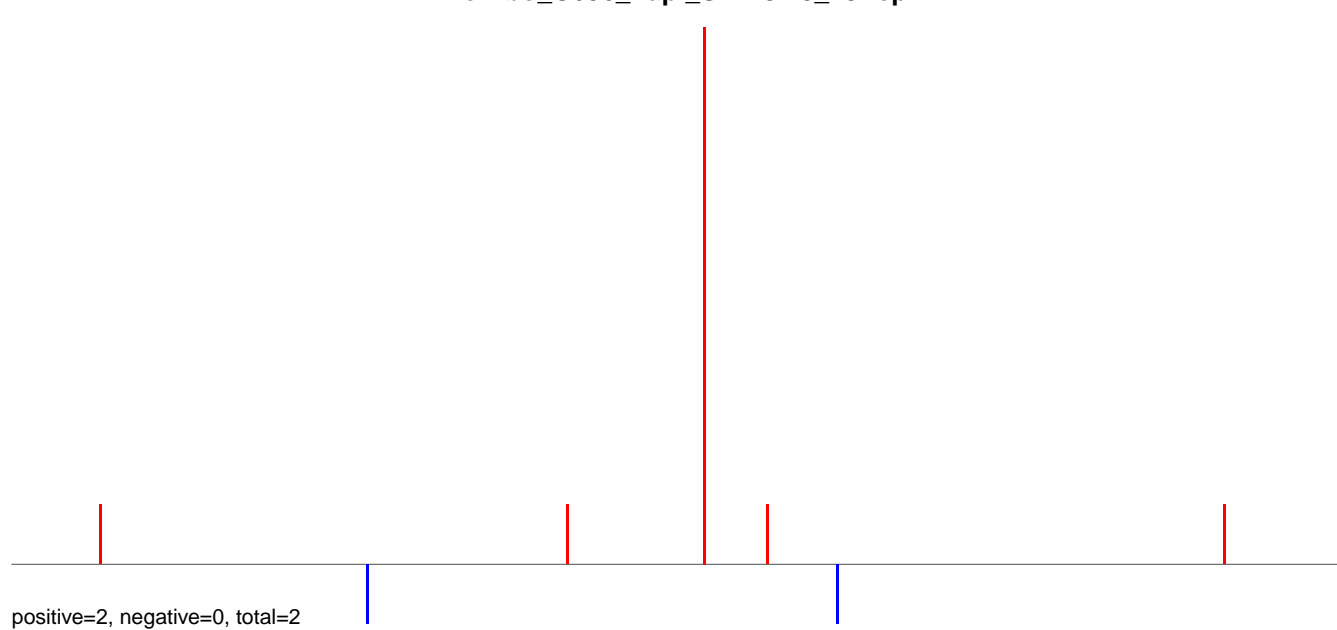
AeAlbo_C636_2dpi_SINV3.24_35.rep




AeAlbo_C636_2dpi_SINV3.rep



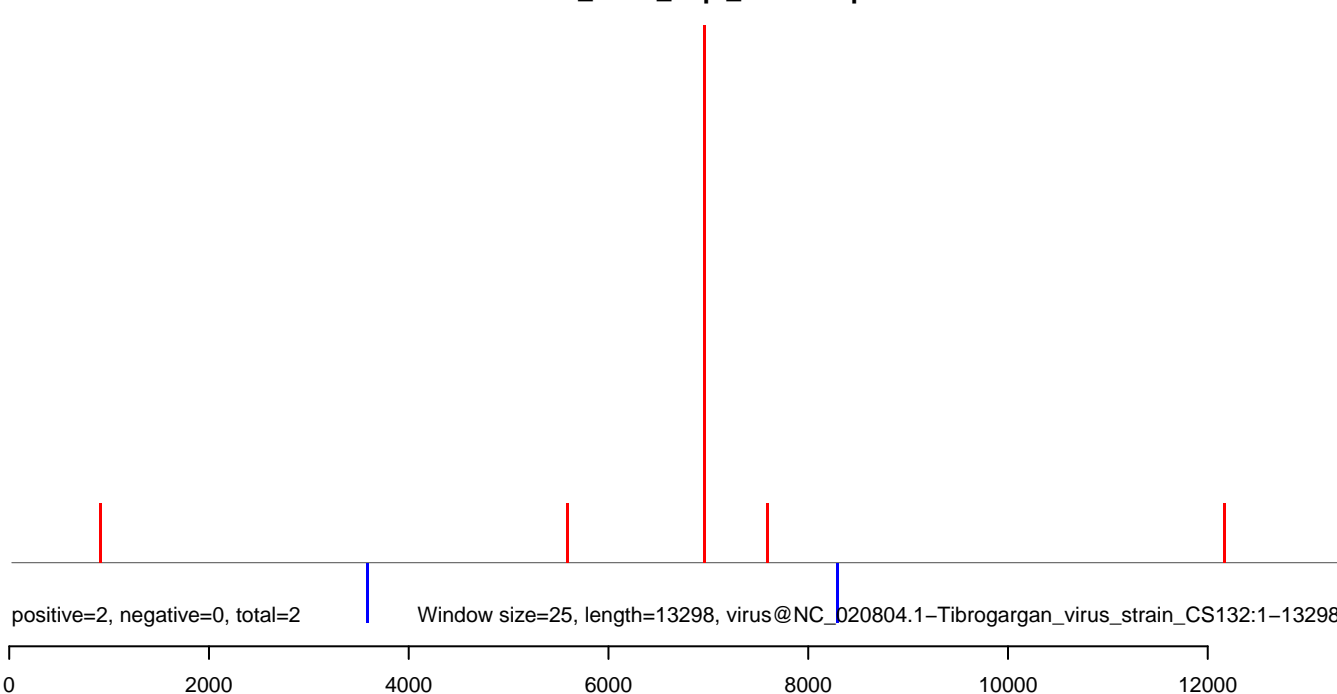
AeAlbo_C636_2dpi_SINV3.18_23.rep



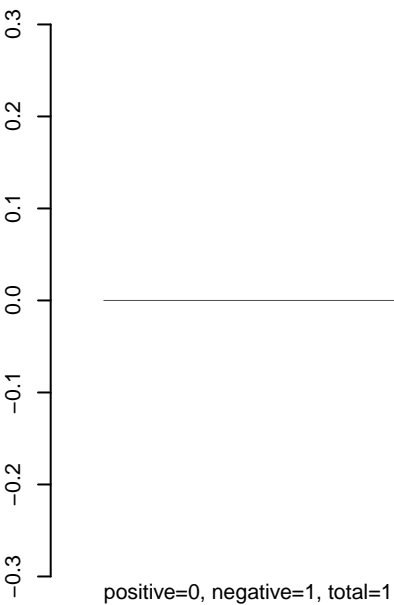
AeAlbo_C636_2dpi_SINV3.24_35.rep



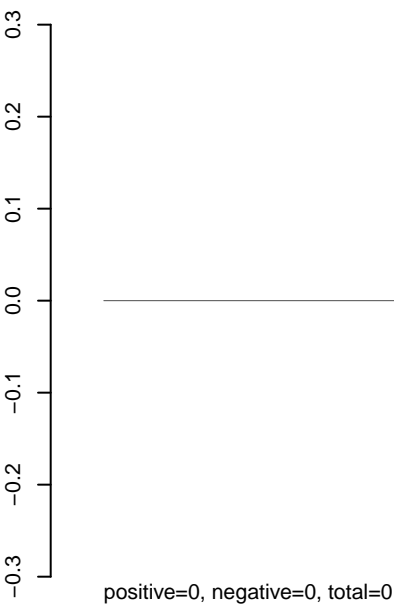
AeAlbo_C636_2dpi_SINV3.rep



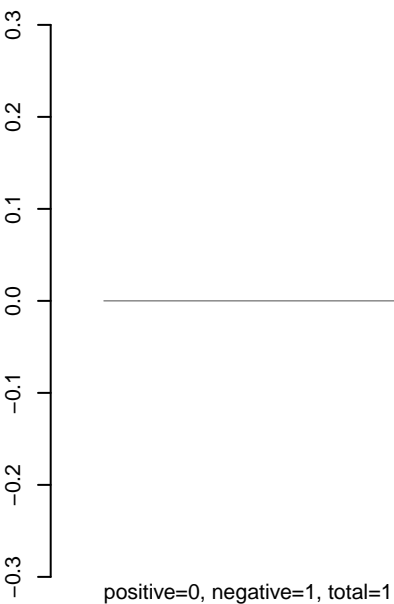
AeAlbo_C636_2dpi_SINV3.18_23.rep



AeAlbo_C636_2dpi_SINV3.24_35.rep




AeAlbo_C636_2dpi_SINV3.rep



Window size=25, length=10735, virus@NC_001477.1-Dengue_virus_1:1-10735


0 2000 4000 6000 8000 10000

AeAlbo_C636_2dpi_SINV3.18_23.rep




positive=3, negative=5, total=7

AeAlbo_C636_2dpi_SINV3.24_35.rep



positive=2, negative=10, total=12

AeAlbo_C636_2dpi_SINV3.rep




positive=5, negative=14, total=19


Window size=25, length=11530, virus@AF075254.1-Tonate_virus_strain_Tonate_CaAn_410d:1-11530

0 2000 4000 6000 8000 10000 12000

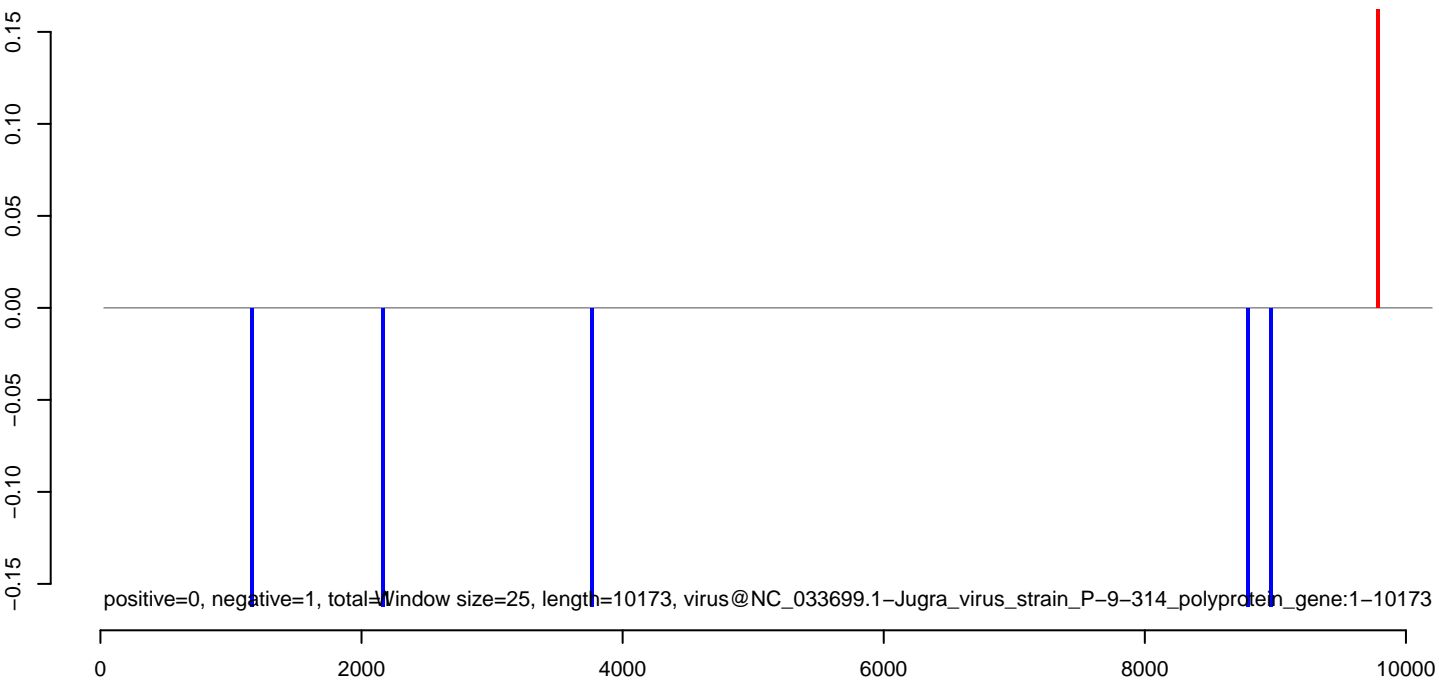
AeAlbo_C636_2dpi_SINV3.18_23.rep




AeAlbo_C636_2dpi_SINV3.24_35.rep




AeAlbo_C636_2dpi_SINV3.rep



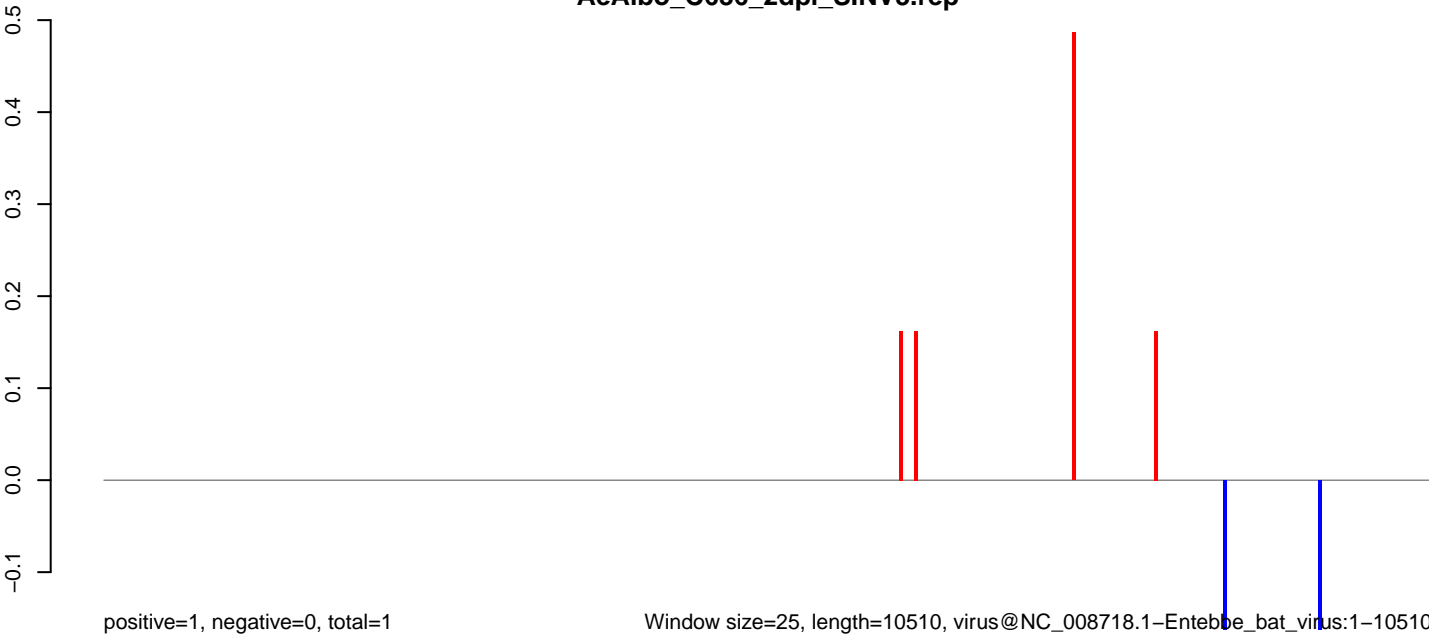
AeAlbo_C636_2dpi_SINV3.18_23.rep



AeAlbo_C636_2dpi_SINV3.24_35.rep



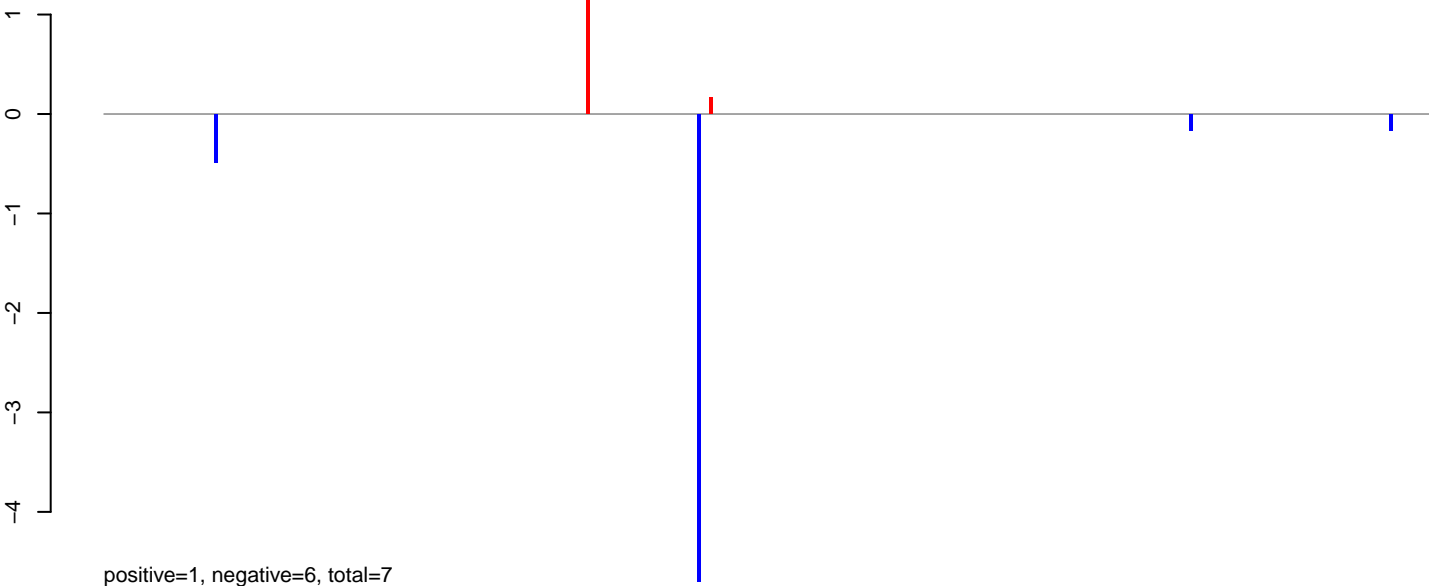
AeAlbo_C636_2dpi_SINV3.rep




Window size=25, length=10510, virus@NC_008718.1-Entebbe_bat_virus:1-10510

0 2000 4000 6000 8000 10000

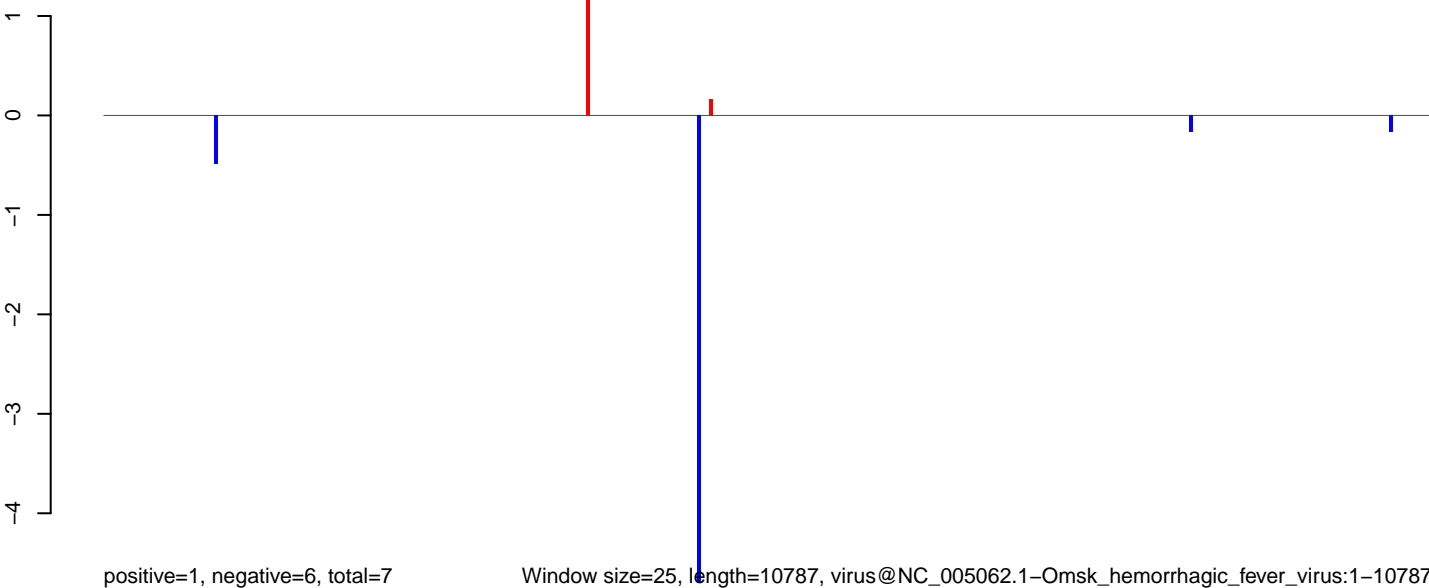
AeAlbo_C636_2dpi_SINV3.18_23.rep



AeAlbo_C636_2dpi_SINV3.24_35.rep




AeAlbo_C636_2dpi_SINV3.rep




Window size=25, length=10787, virus@NC_005062.1-Omsk_hemorrhagic_fever_virus:1-10787

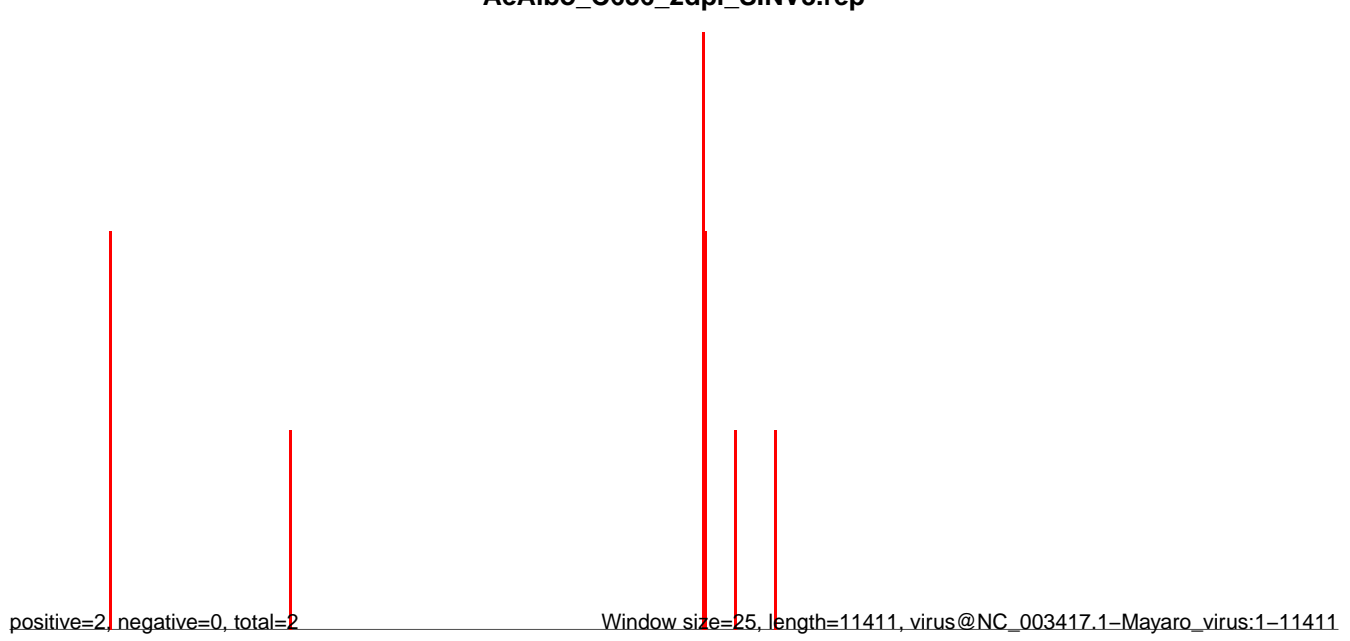
AeAlbo_C636_2dpi_SINV3.18_23.rep



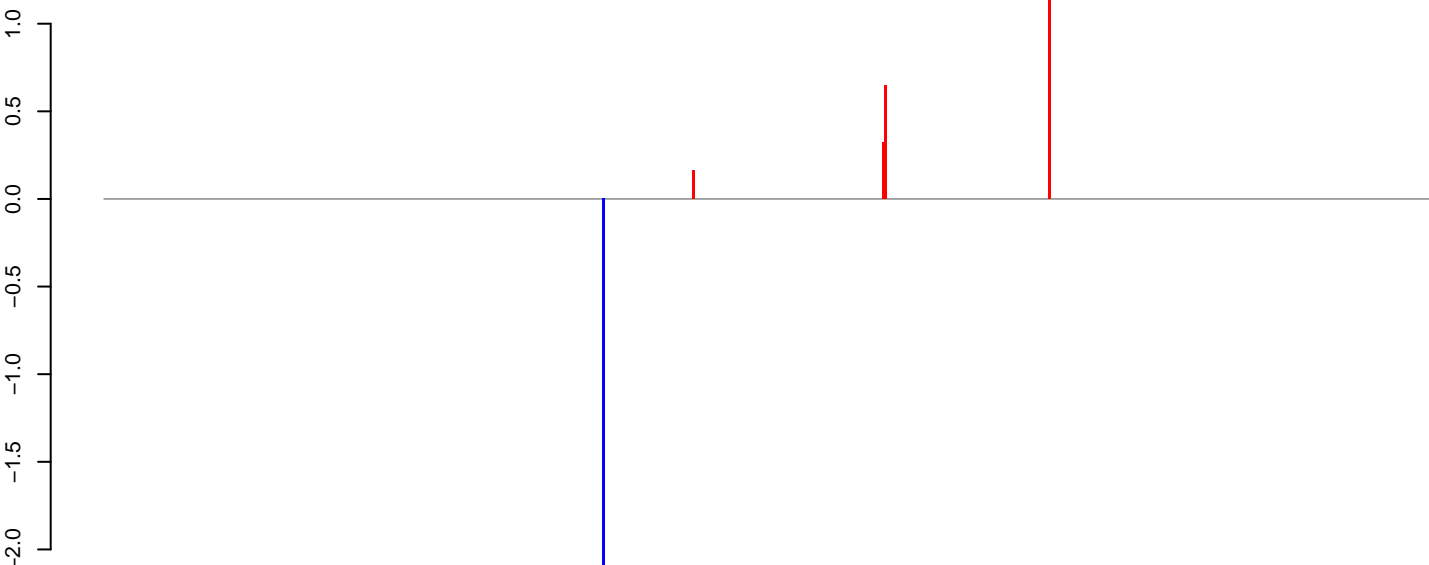
AeAlbo_C636_2dpi_SINV3.24_35.rep



AeAlbo_C636_2dpi_SINV3.rep




AeAlbo_C636_2dpi_SINV3.18_23.rep



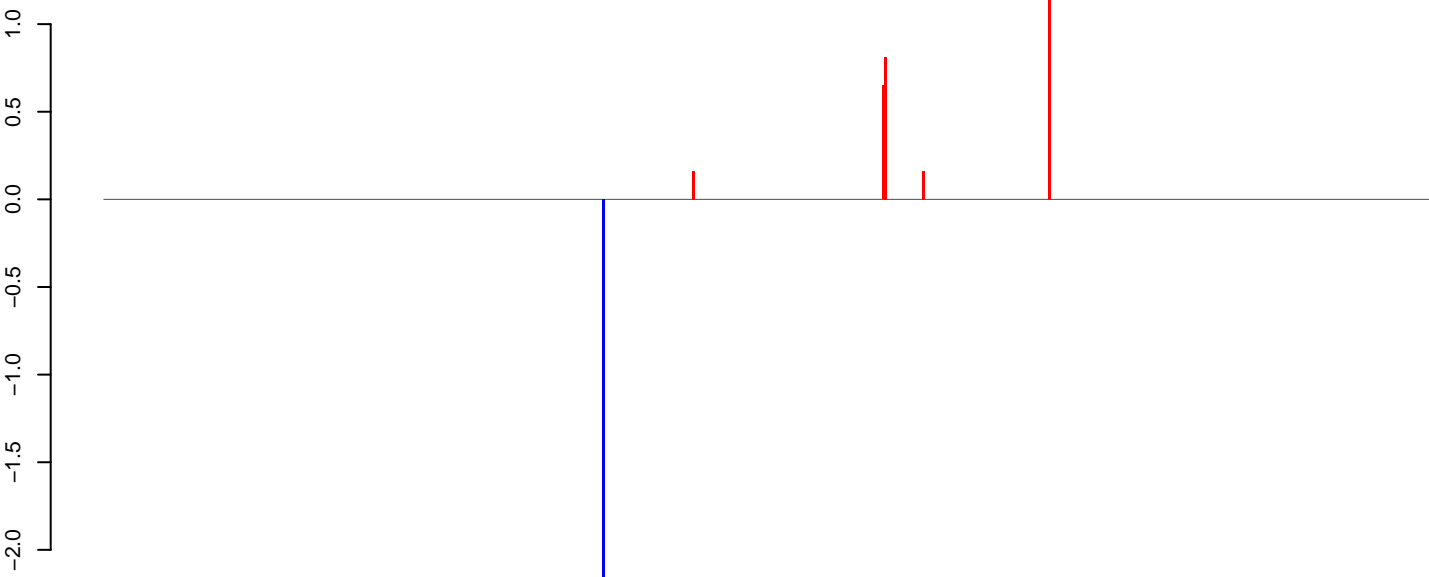
positive=2, negative=2, total=5

AeAlbo_C636_2dpi_SINV3.24_35.rep



positive=1, negative=0, total=1

AeAlbo_C636_2dpi_SINV3.rep



positive=3, negative=2, total=5


Window size=25, length=11391, virus@AF075253.1-Mucambo_virus_strain_Mucambo_BeAn_8:1-11391



AeAlbo_C636_2dpi_SINV3.18_23.rep



AeAlbo_C636_2dpi_SINV3.24_35.rep




AeAlbo_C636_2dpi_SINV3.rep




bow size of the genome, virus @ NC_034454.1-Fukuoka_virus_nucleoprotein_phosphoprotein_matrix_hypothetical_protein_glycoprotei:1-10863

0 2000 4000 6000 8000 10000

AeAlbo_C636_2dpi_SINV3.18_23.rep



AeAlbo_C636_2dpi_SINV3.24_35.rep

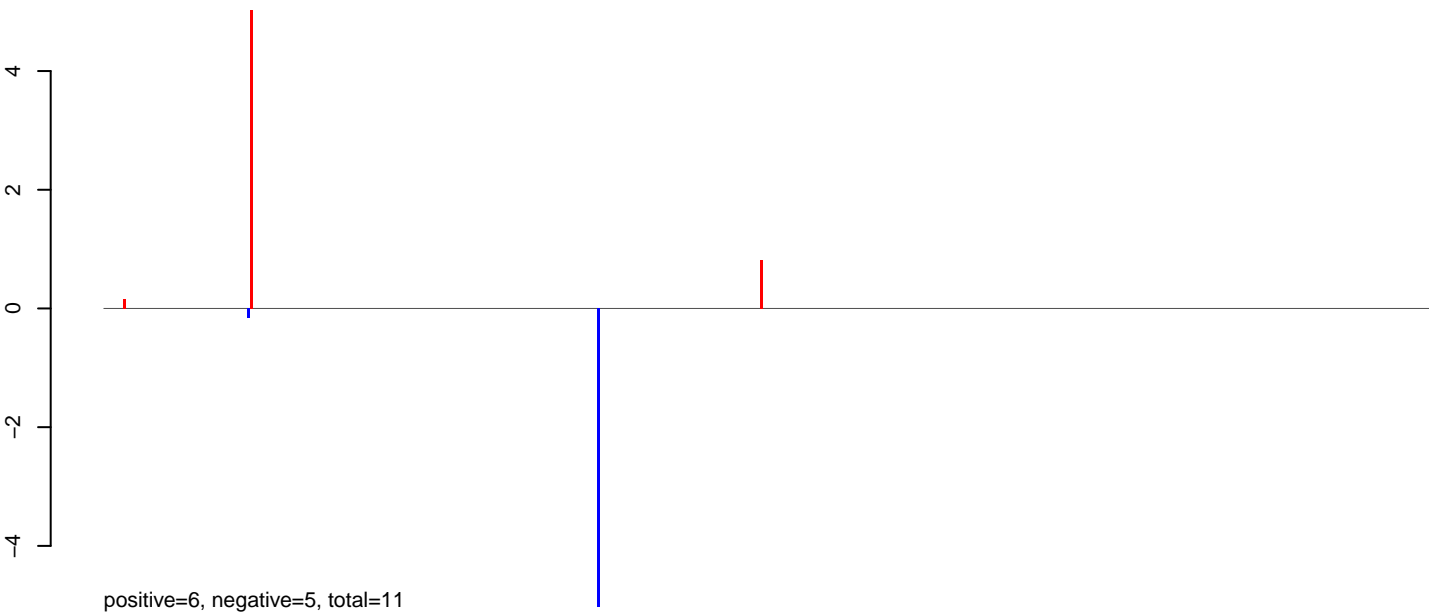


AeAlbo_C636_2dpi_SINV3.rep




low size positive=30, negative=0, total=31 NC_1034447.1-Hart_Park_virus_nucleoprotein_phosphoprotein_hypothetical_proteins_matrix_glycopro:1-13104

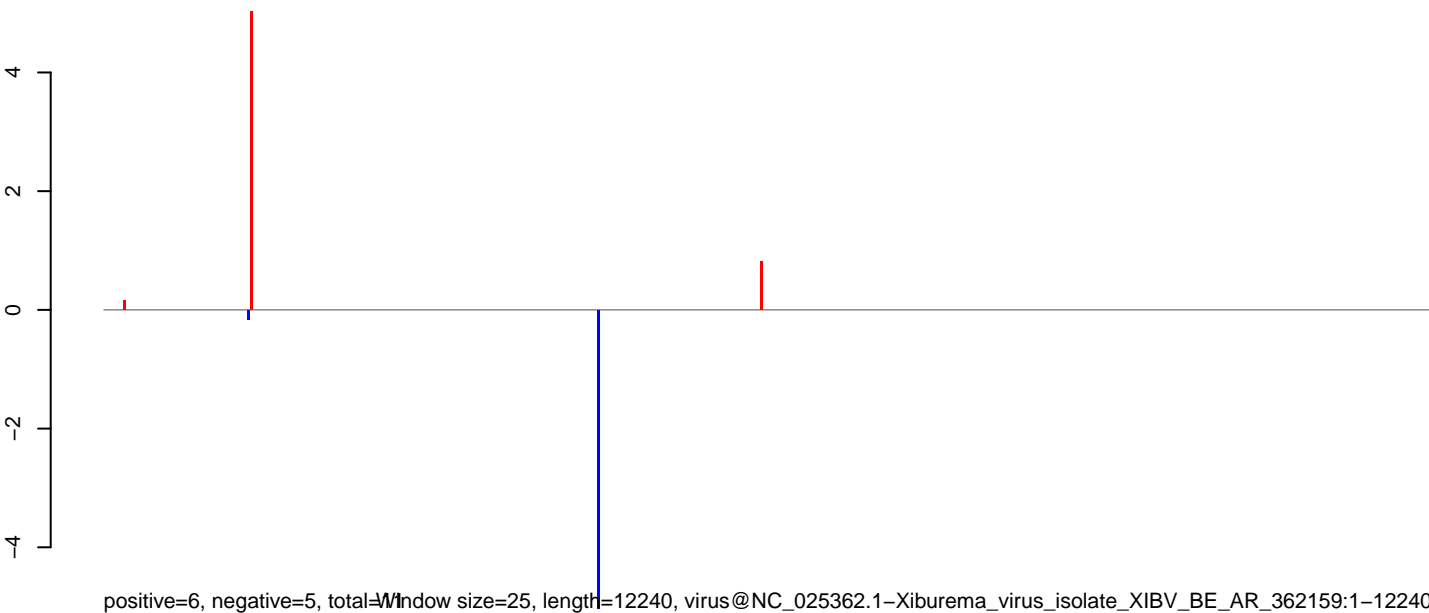
AeAlbo_C636_2dpi_SINV3.18_23.rep



AeAlbo_C636_2dpi_SINV3.24_35.rep




AeAlbo_C636_2dpi_SINV3.rep




Window size=25, length=12240, virus@NC_025362.1-Xiburema_virus_isolate_XIBV_BE_AR_362159:1-12240

0 2000 4000 6000 8000 10000 12000

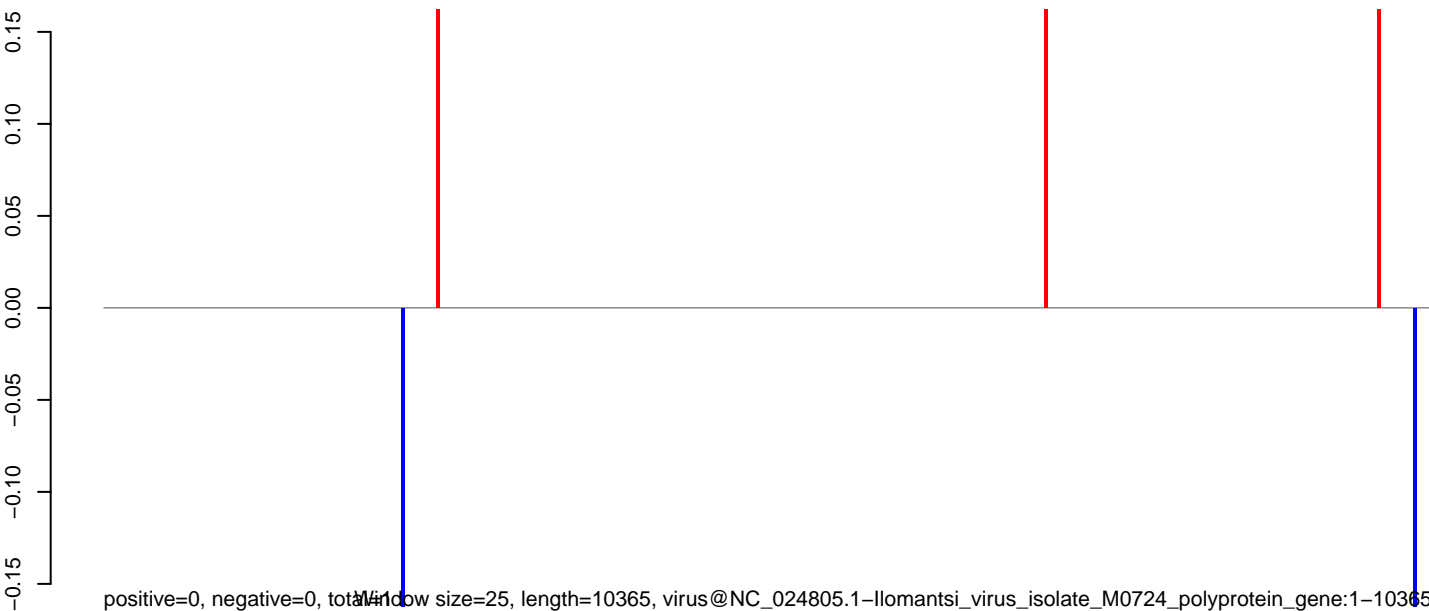
AeAlbo_C636_2dpi_SINV3.18_23.rep



AeAlbo_C636_2dpi_SINV3.24_35.rep



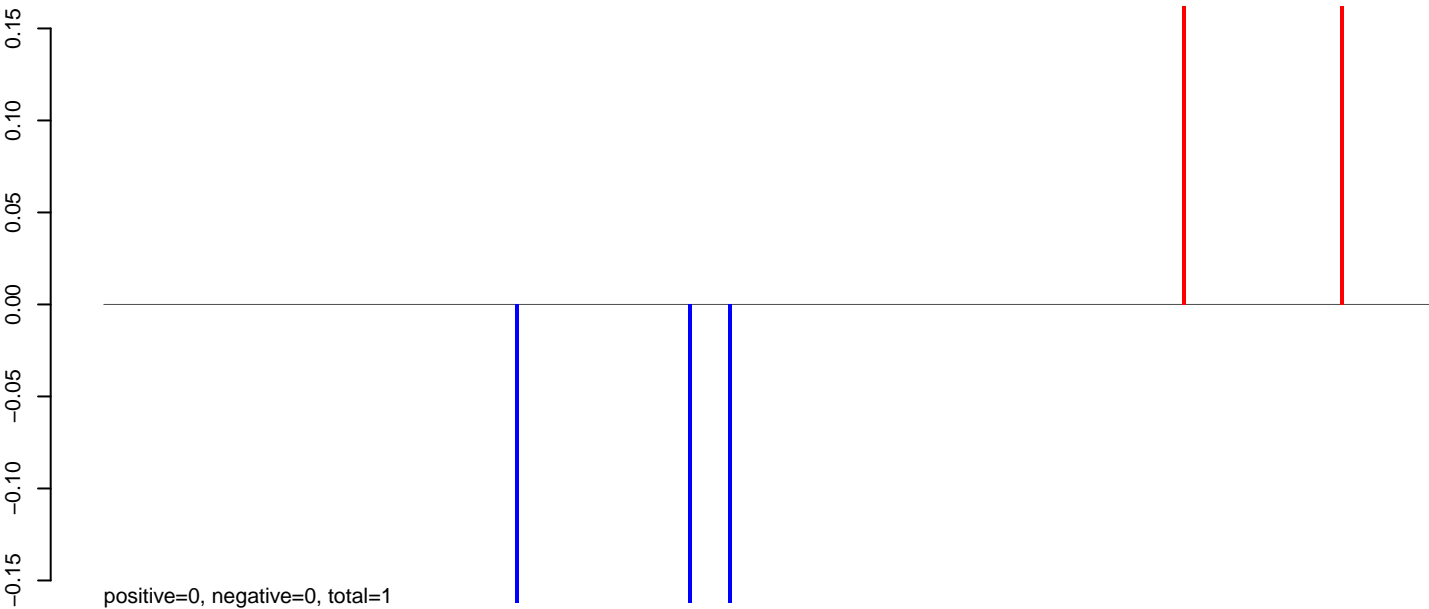
AeAlbo_C636_2dpi_SINV3.rep




Window size=25, length=10365, virus@NC_024805.1-Ilomantsi_virus_isolate_M0724_polyprotein_gene:1-10365

0 2000 4000 6000 8000 10000

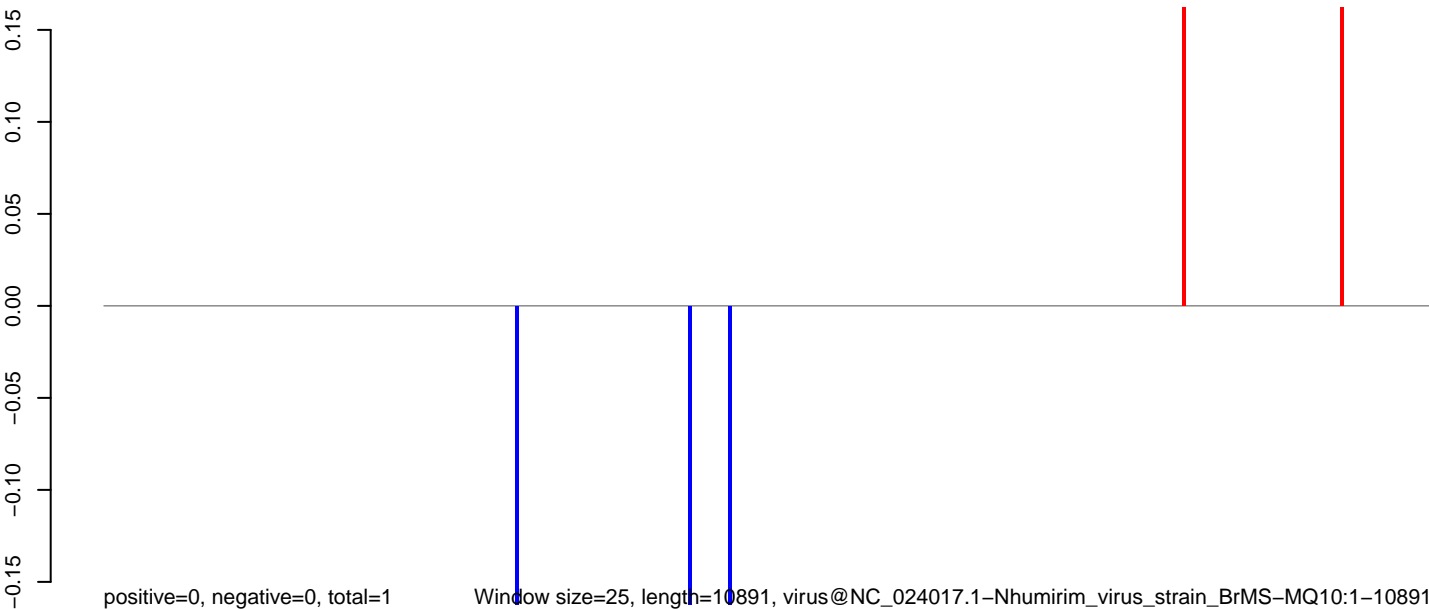
AeAlbo_C636_2dpi_SINV3.18_23.rep



AeAlbo_C636_2dpi_SINV3.24_35.rep

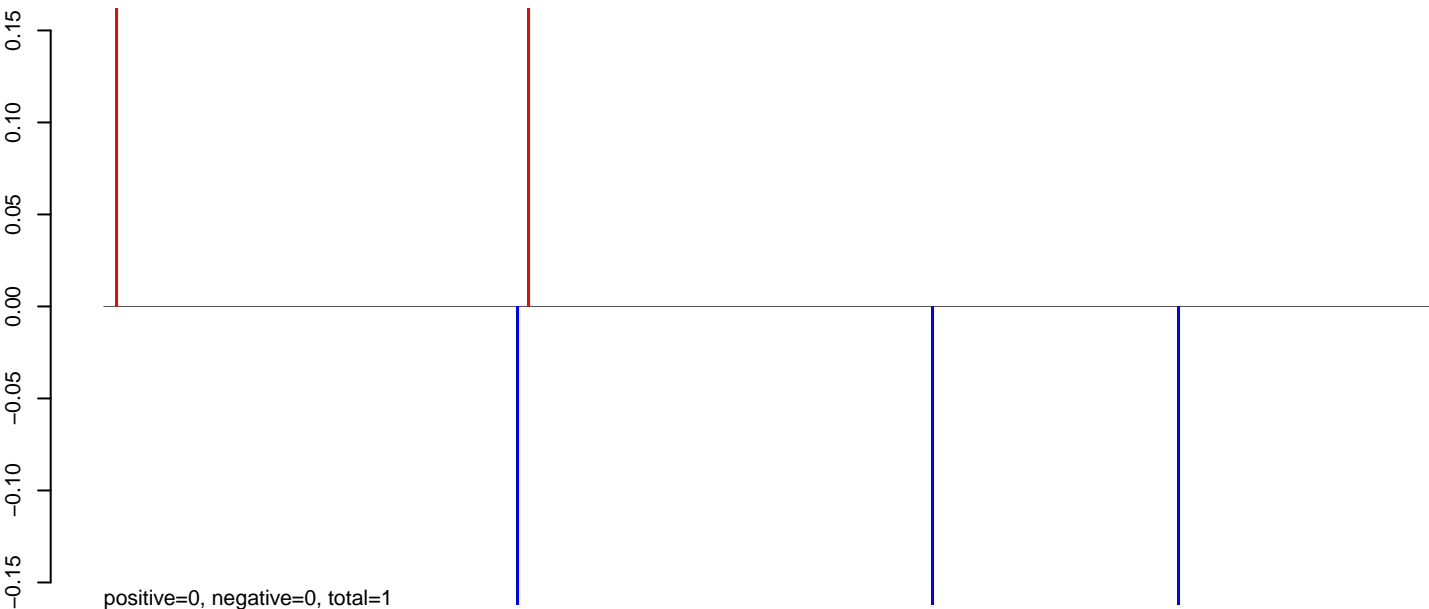


AeAlbo_C636_2dpi_SINV3.rep




0 2000 4000 6000 8000 10000

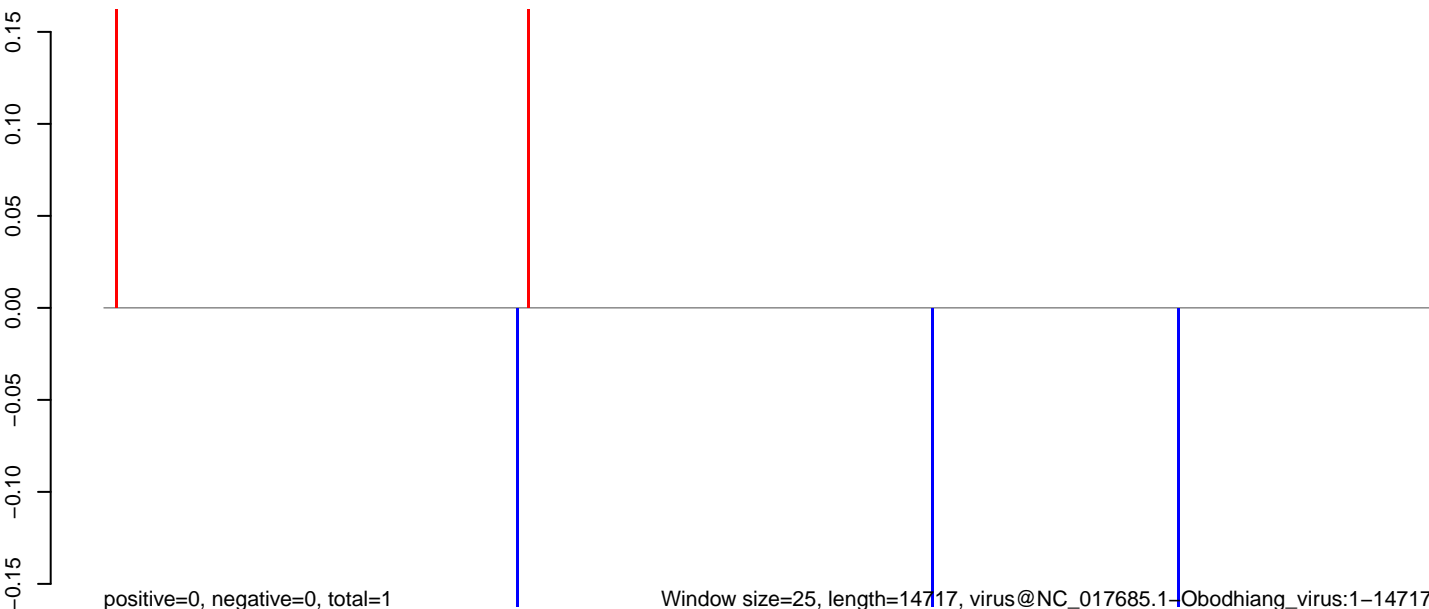
AeAlbo_C636_2dpi_SINV3.18_23.rep



AeAlbo_C636_2dpi_SINV3.24_35.rep




AeAlbo_C636_2dpi_SINV3.rep




Window size=25, length=14717, virus@NC_017685.1-Obodhiang_virus:1-14717

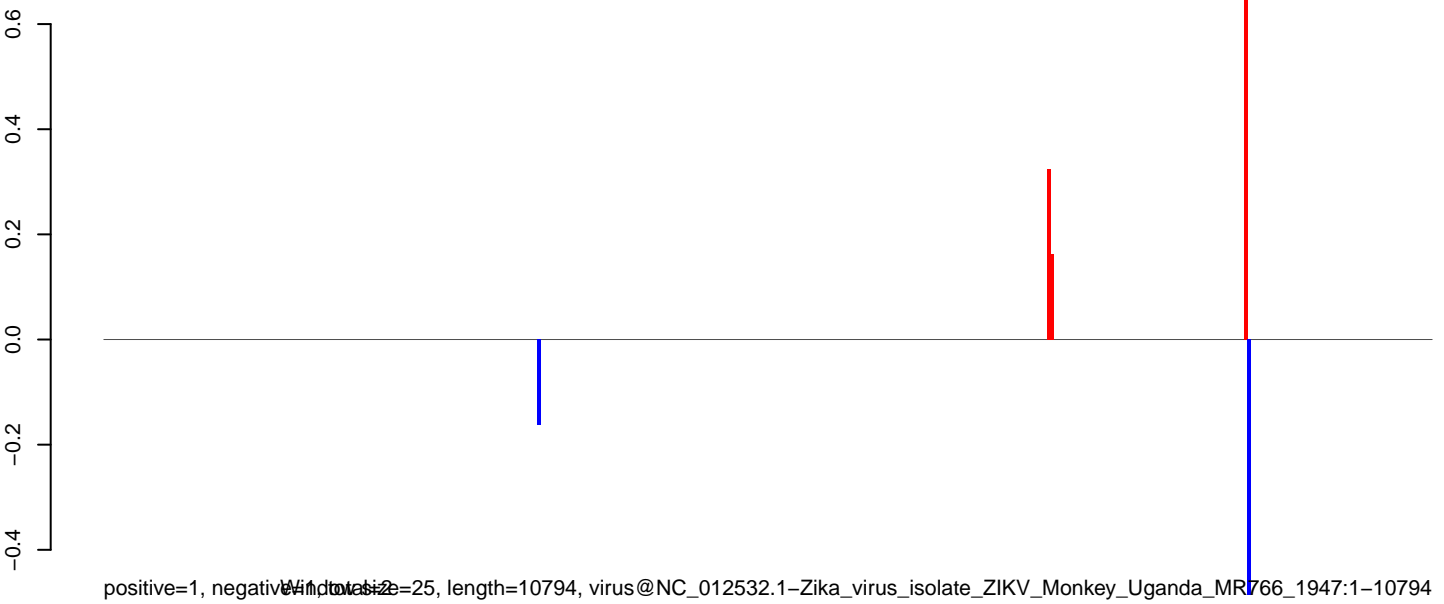
AeAlbo_C636_2dpi_SINV3.18_23.rep



AeAlbo_C636_2dpi_SINV3.24_35.rep




AeAlbo_C636_2dpi_SINV3.rep




Window size=25, length=10794, virus@NC_012532.1-Zika_virus_isolate_ZIKV_Monkey_Uganda_MR766_1947:1-10794

0 2000 4000 6000 8000 10000

AeAlbo_C636_2dpi_SINV3.18_23.rep



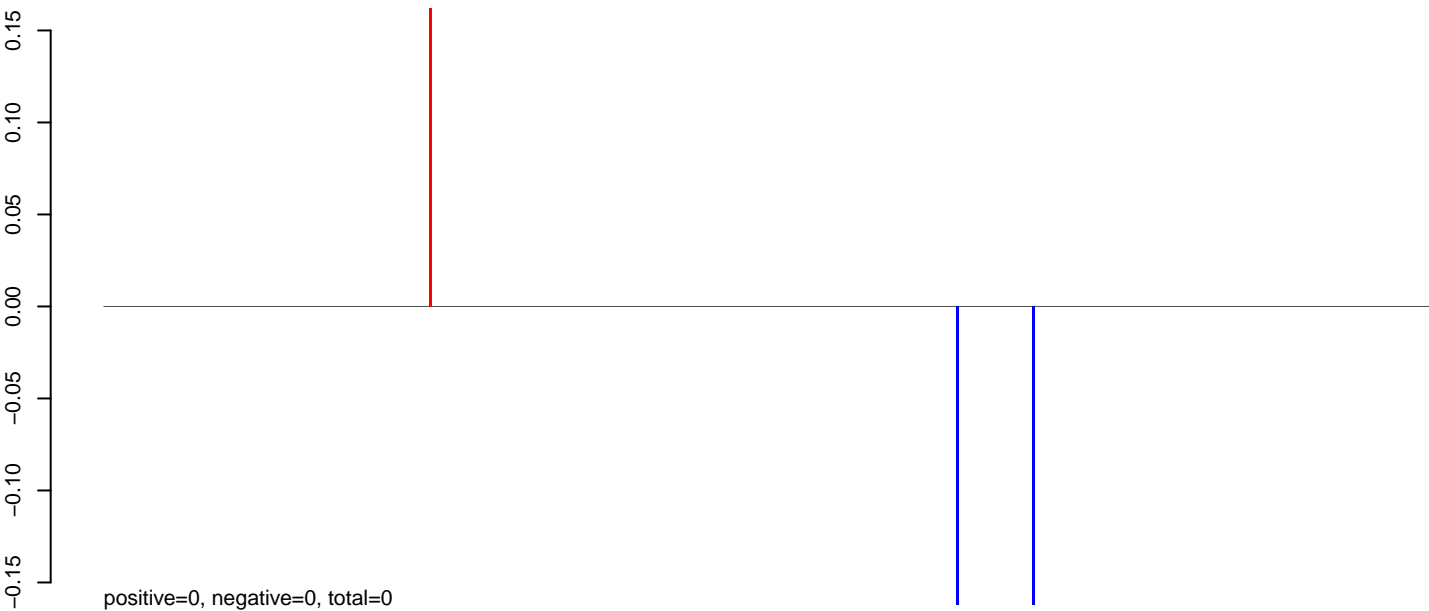
AeAlbo_C636_2dpi_SINV3.24_35.rep




AeAlbo_C636_2dpi_SINV3.rep



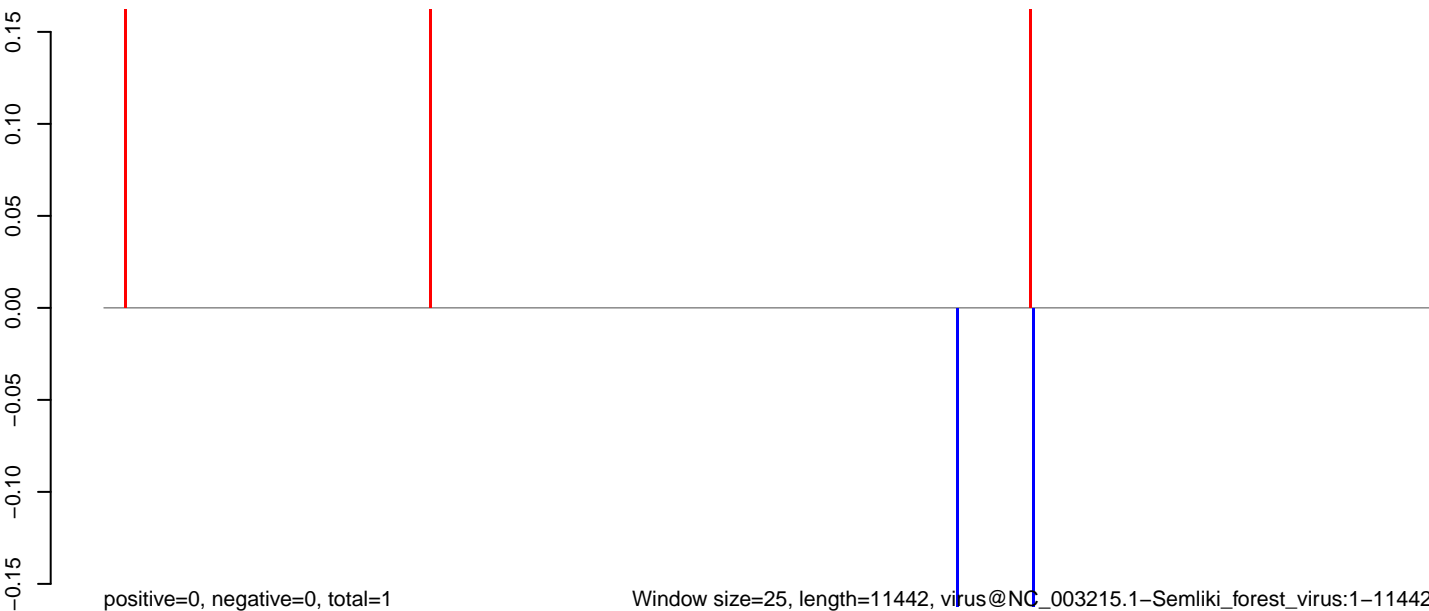
AeAlbo_C636_2dpi_SINV3.18_23.rep



AeAlbo_C636_2dpi_SINV3.24_35.rep



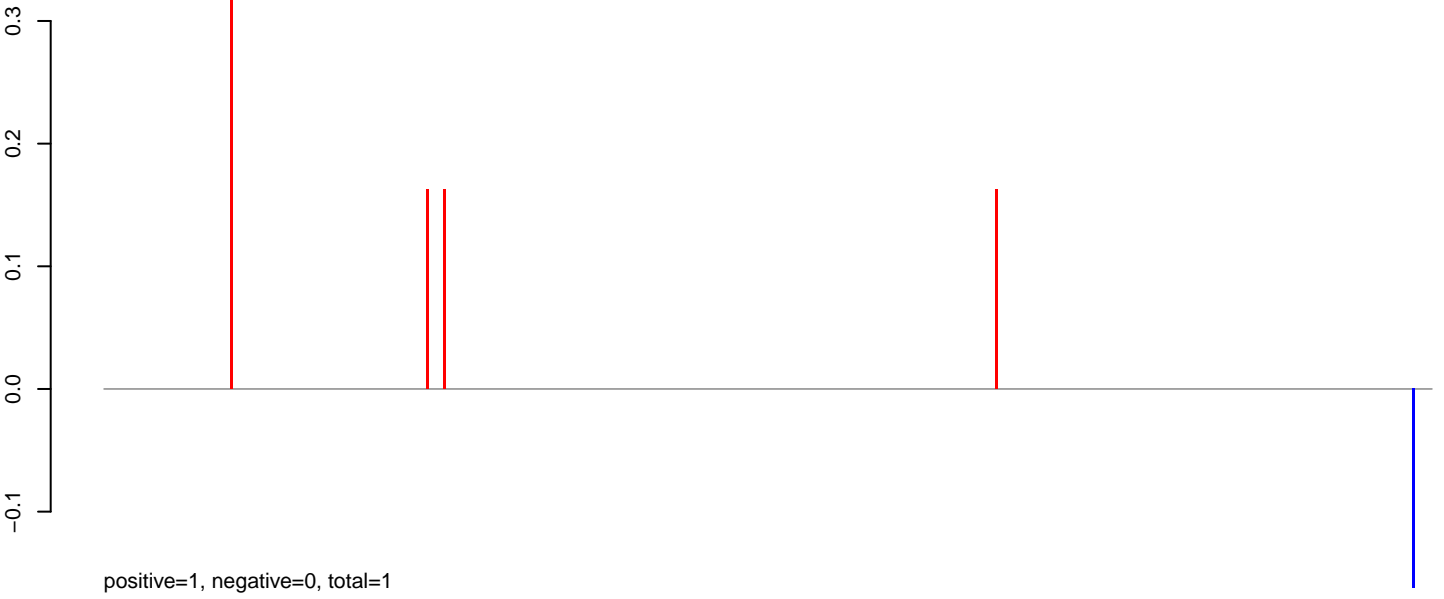
AeAlbo_C636_2dpi_SINV3.rep




Window size=25, length=11442, virus@NC_003215.1-Semliki_forest_virus:1-11442

0 2000 4000 6000 8000 10000

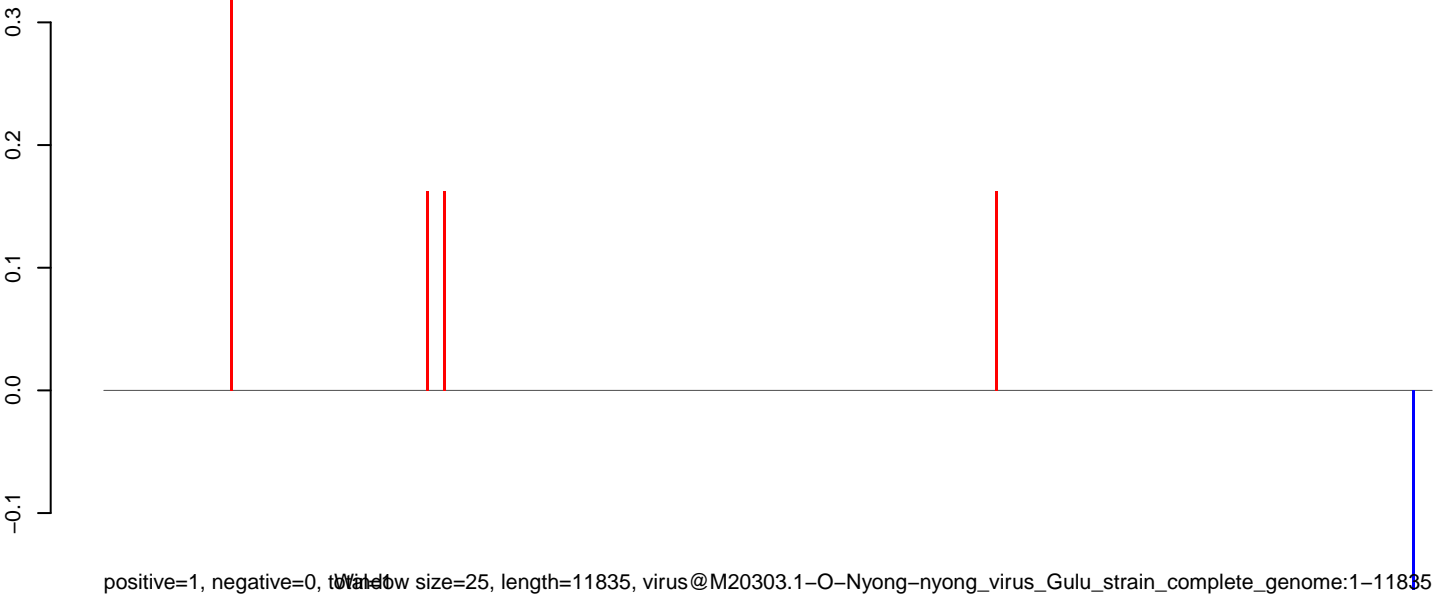
AeAlbo_C636_2dpi_SINV3.18_23.rep



AeAlbo_C636_2dpi_SINV3.24_35.rep



AeAlbo_C636_2dpi_SINV3.rep




Window size=25, length=11835, virus@M20303.1-O-Nyong-nyong_virus_Gulu_strain_complete_genome:1-11835

0 2000 4000 6000 8000 10000 12000

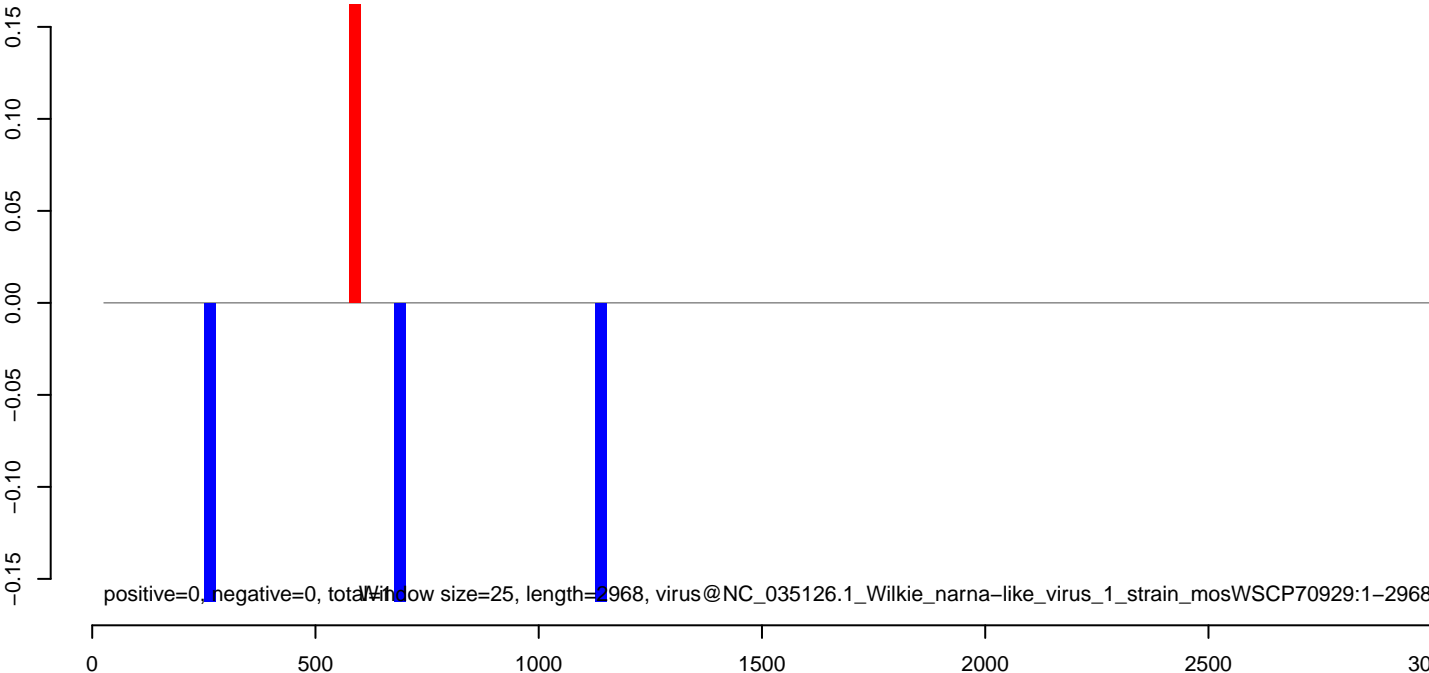
AeAlbo_C636_2dpi_SINV3.18_23.rep



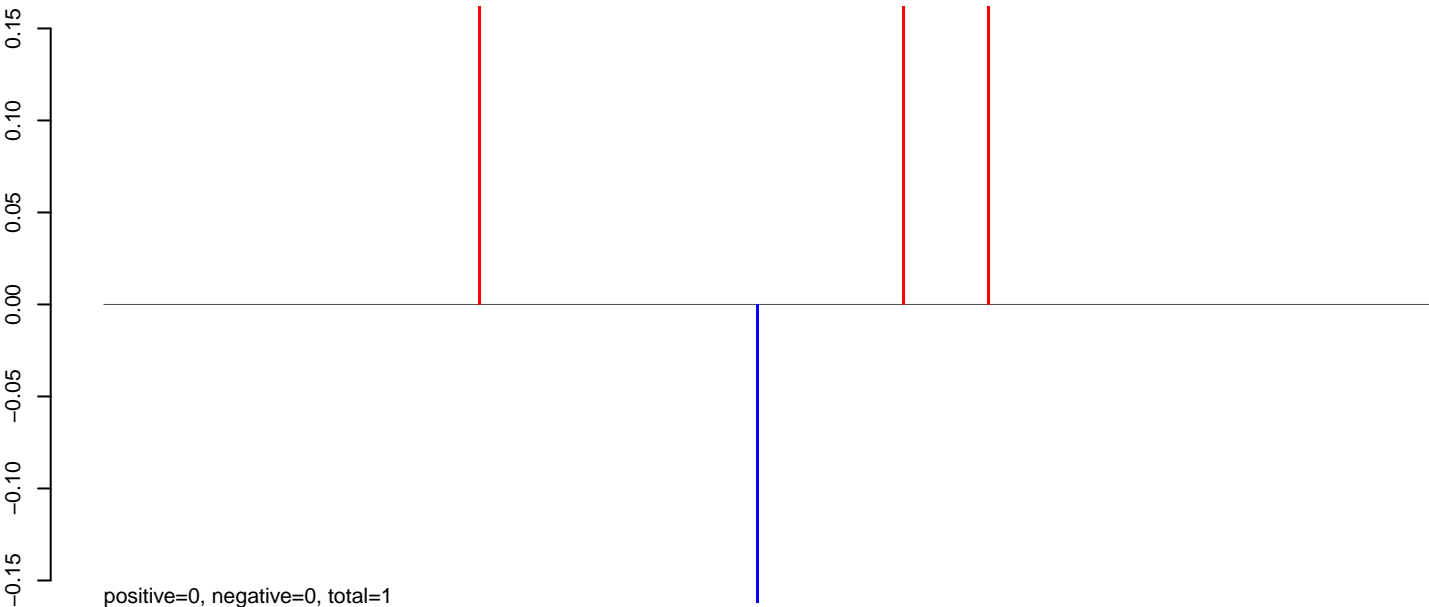
AeAlbo_C636_2dpi_SINV3.24_35.rep




AeAlbo_C636_2dpi_SINV3.rep



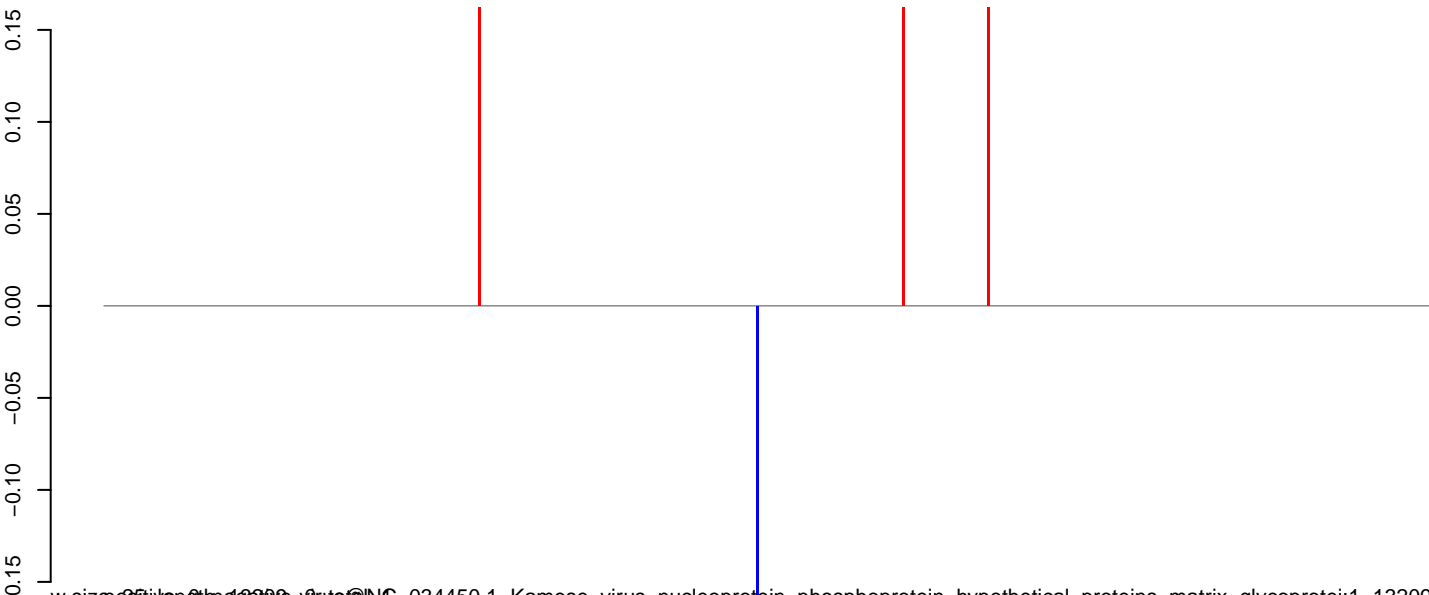
AeAlbo_C636_2dpi_SINV3.18_23.rep



AeAlbo_C636_2dpi_SINV3.24_35.rep




AeAlbo_C636_2dpi_SINV3.rep




w size=25, length=3200, use@NC_034450.1-Kamese_virus_nucleoprotein_phosphoprotein_hypothetical_proteins_matrix_glycoprotei:1-13209

0 2000 4000 6000 8000 10000 12000

AeAlbo_C636_2dpi_SINV3.18_23.rep



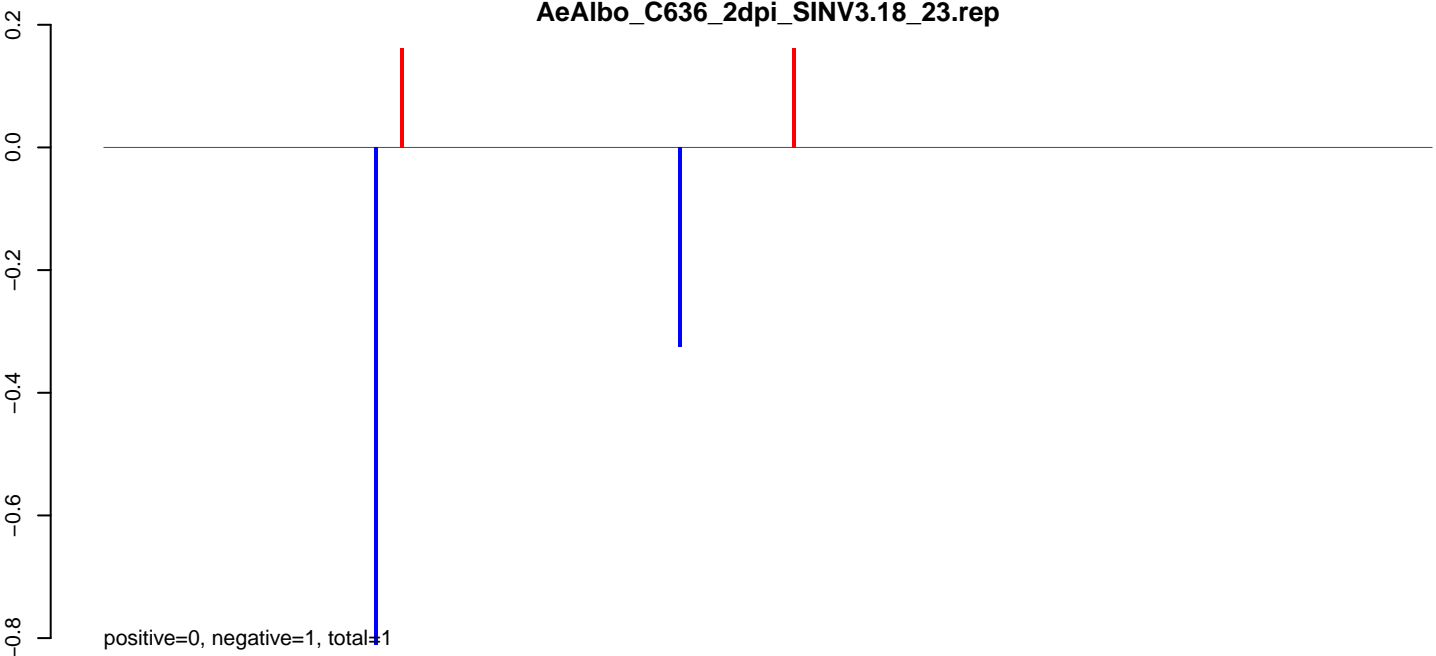
AeAlbo_C636_2dpi_SINV3.24_35.rep




AeAlbo_C636_2dpi_SINV3.rep



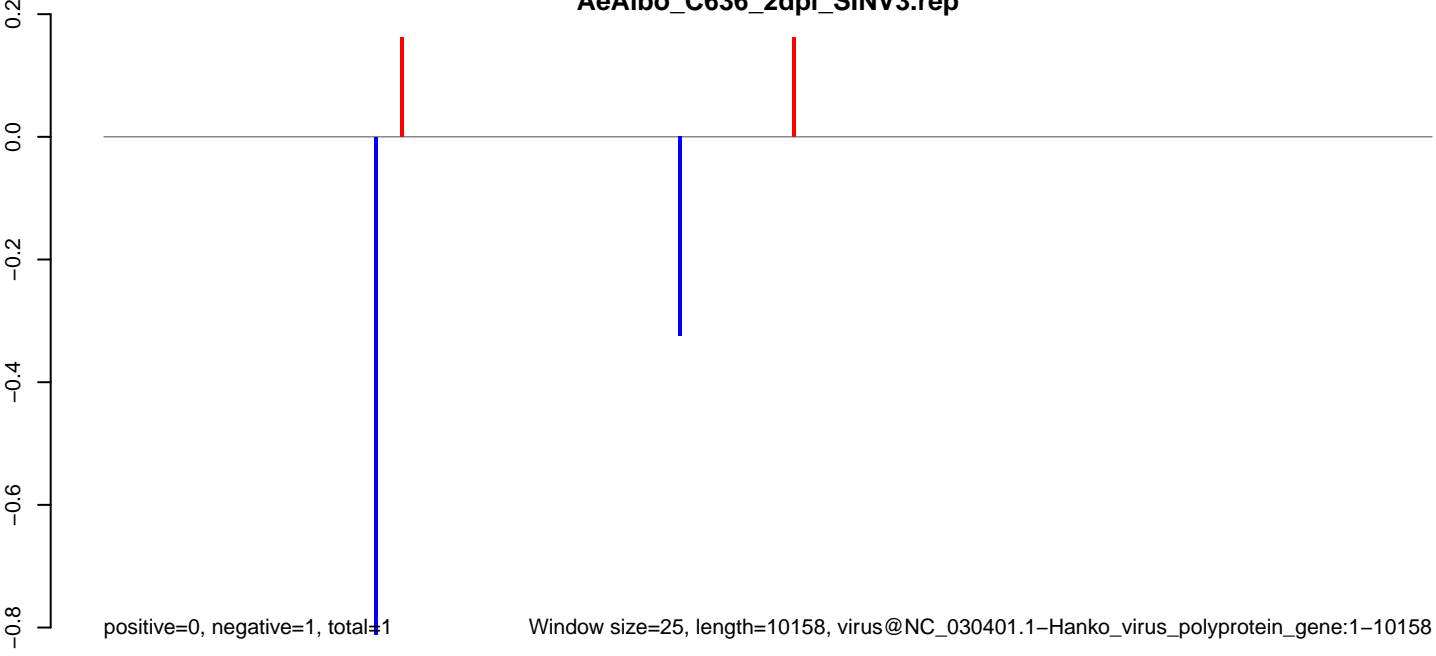
AeAlbo_C636_2dpi_SINV3.18_23.rep



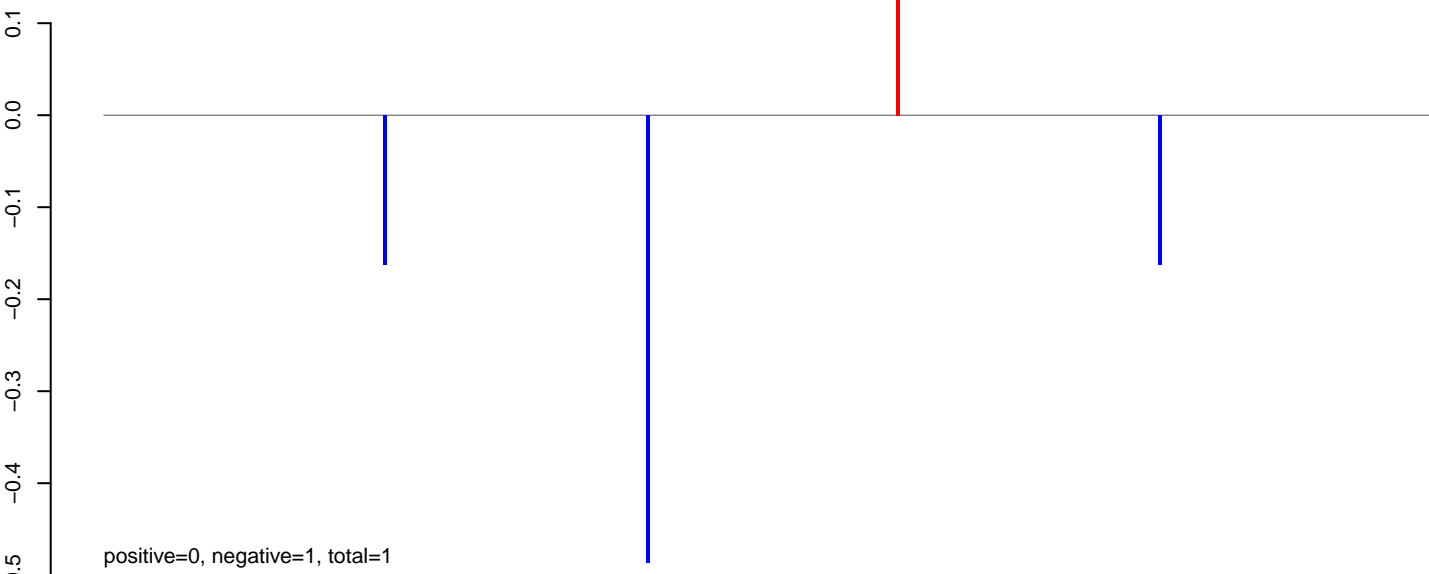
AeAlbo_C636_2dpi_SINV3.24_35.rep




AeAlbo_C636_2dpi_SINV3.rep



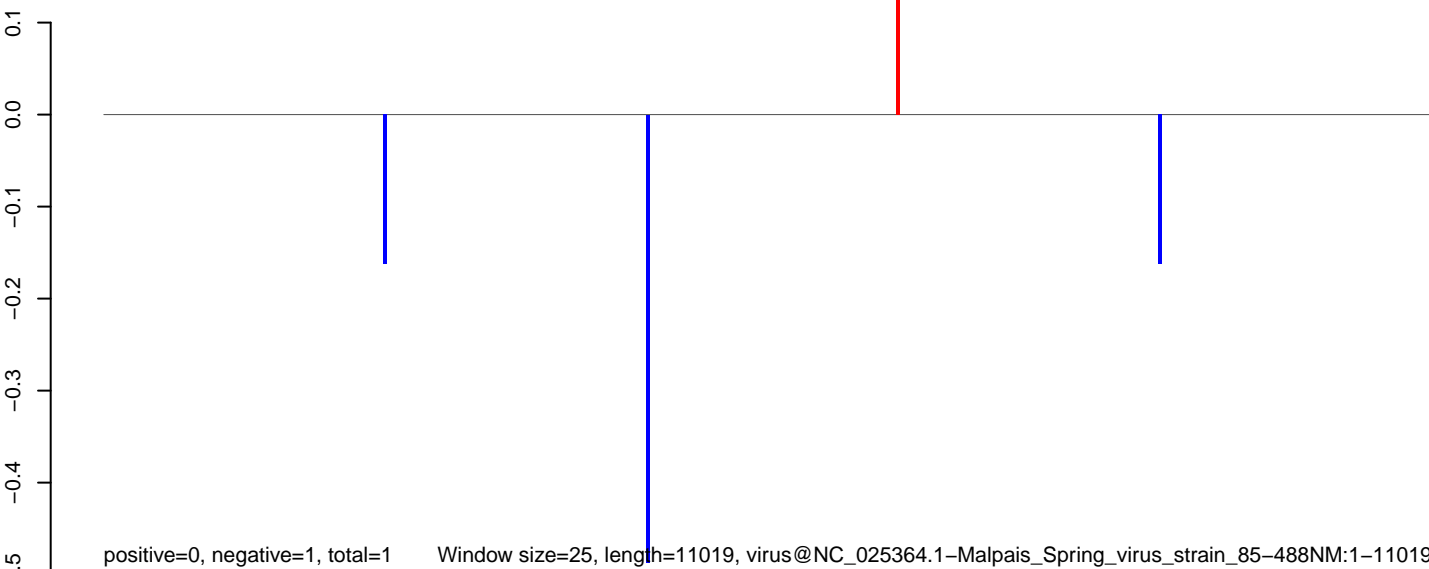
AeAlbo_C636_2dpi_SINV3.18_23.rep



AeAlbo_C636_2dpi_SINV3.24_35.rep




AeAlbo_C636_2dpi_SINV3.rep




Window size=25, length=11019, virus@NC_025364.1-Malpais_Spring_virus_strain_85-488NM:1-11019

0 2000 4000 6000 8000 10000

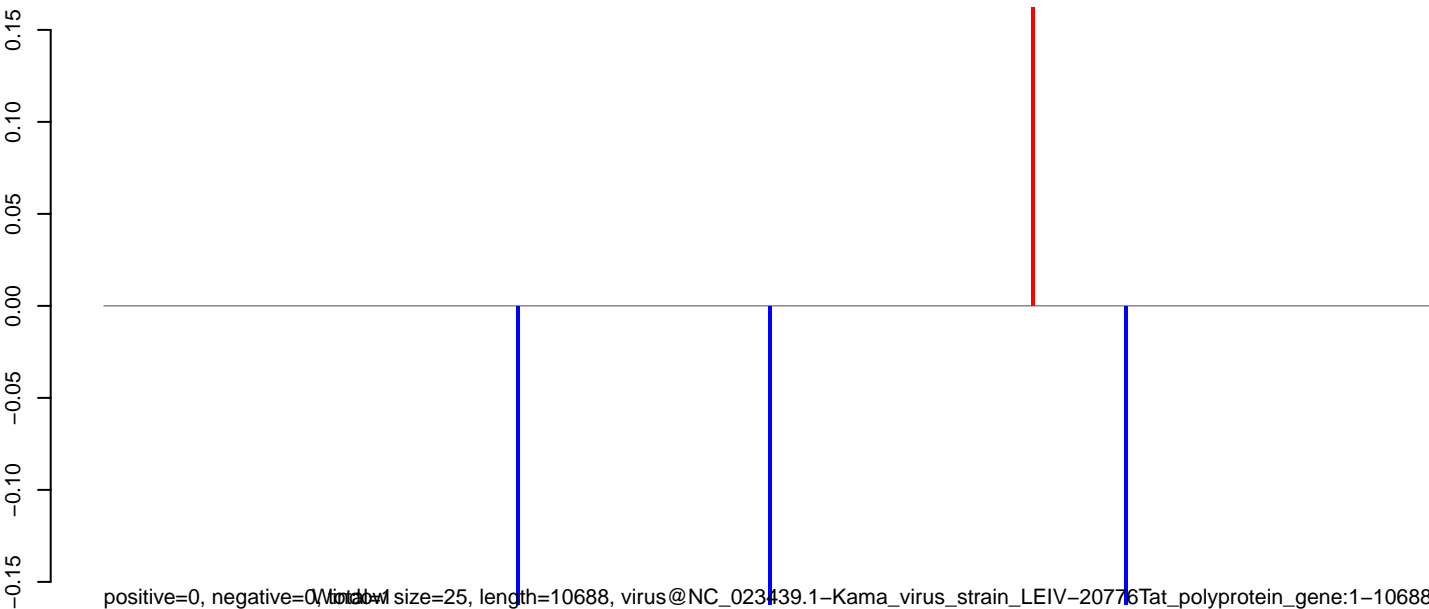
AeAlbo_C636_2dpi_SINV3.18_23.rep



AeAlbo_C636_2dpi_SINV3.24_35.rep



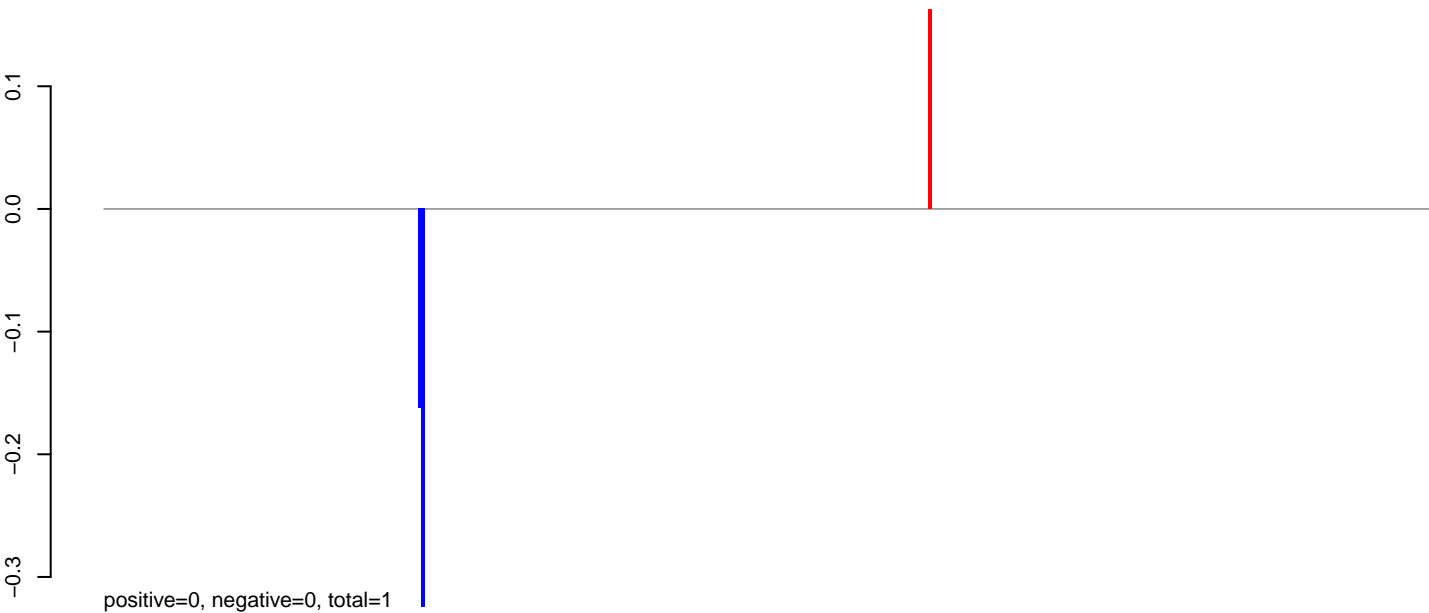
AeAlbo_C636_2dpi_SINV3.rep




positive=0, negative=0, total=1, window size=25, length=10688, virus@NC_023443.1-Kama_virus_strain_LEIV-20776Tat_polyprotein_gene:1-10688

0 2000 4000 6000 8000 10000

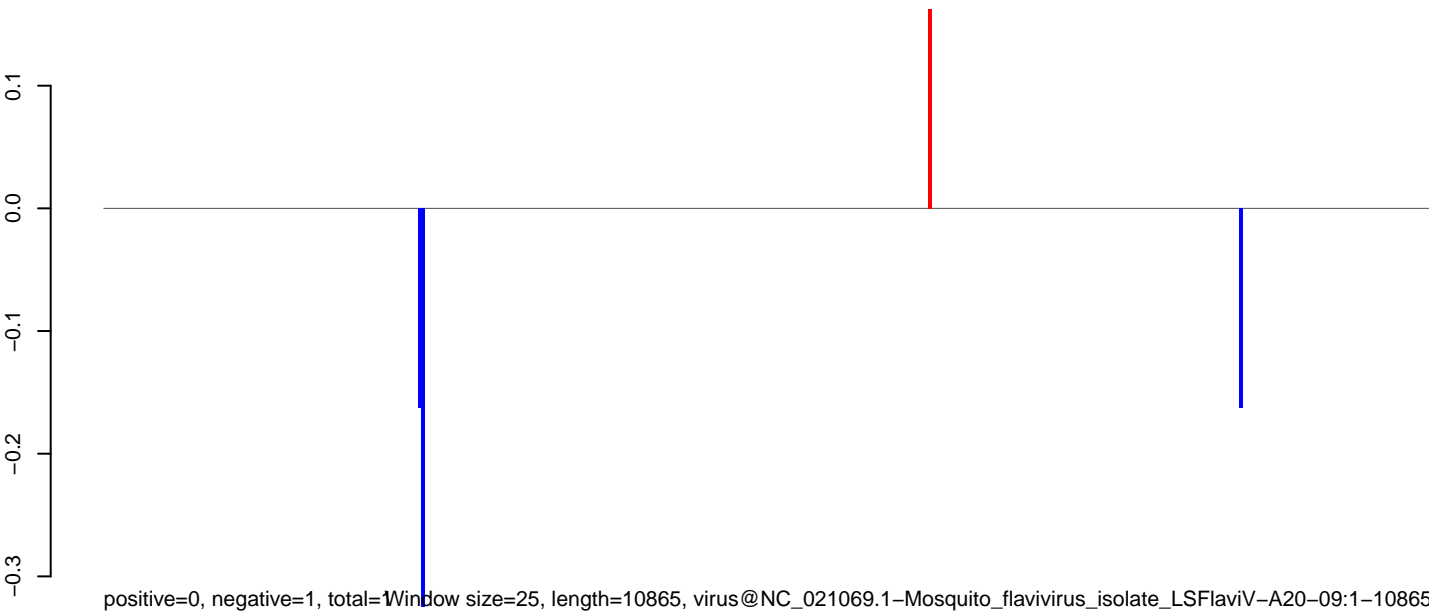
AeAlbo_C636_2dpi_SINV3.18_23.rep



AeAlbo_C636_2dpi_SINV3.24_35.rep




AeAlbo_C636_2dpi_SINV3.rep




0 2000 4000 6000 8000 10000

AeAlbo_C636_2dpi_SINV3.18_23.rep



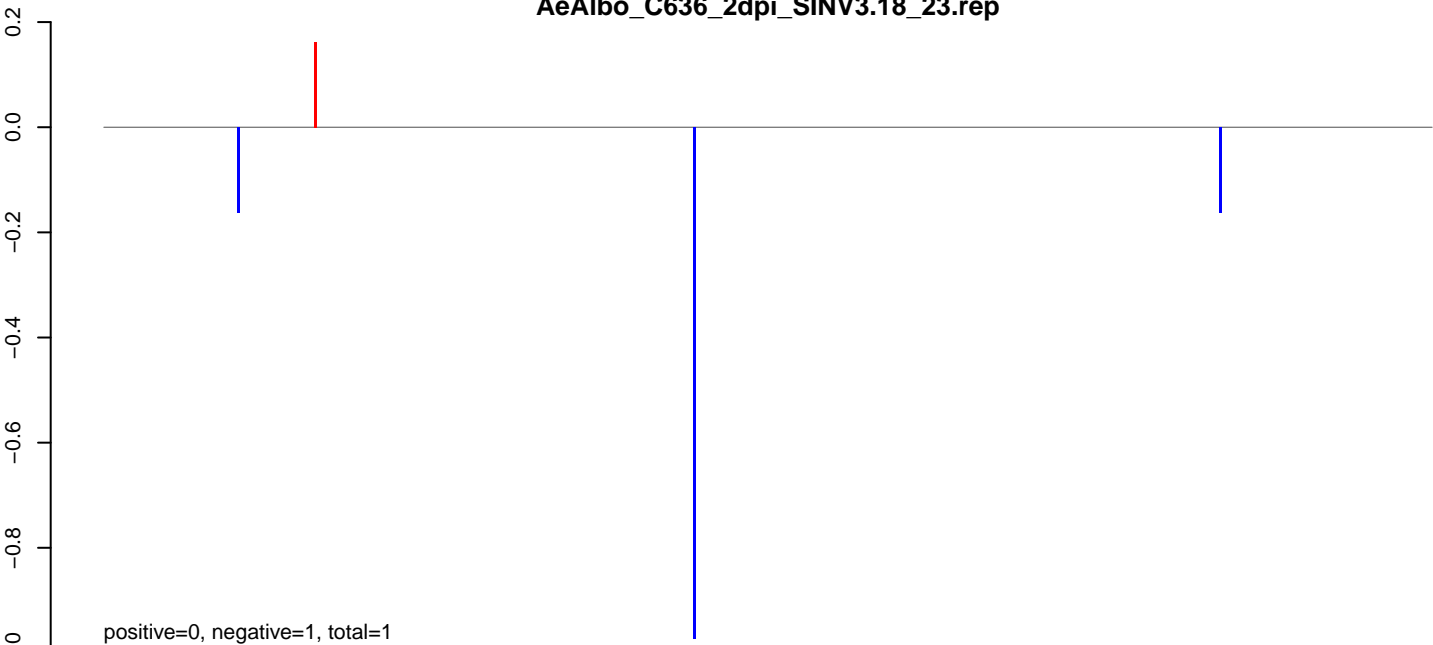
AeAlbo_C636_2dpi_SINV3.24_35.rep




AeAlbo_C636_2dpi_SINV3.rep



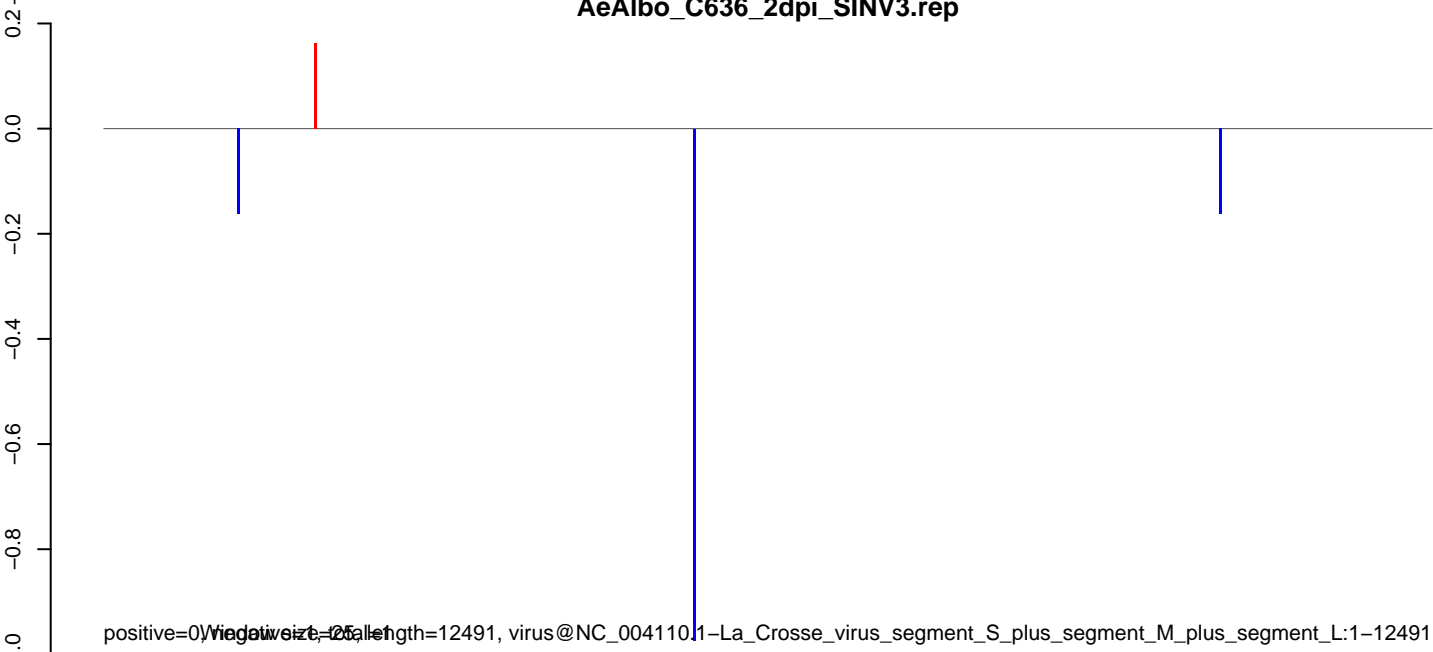
AeAlbo_C636_2dpi_SINV3.18_23.rep




AeAlbo_C636_2dpi_SINV3.24_35.rep




AeAlbo_C636_2dpi_SINV3.rep



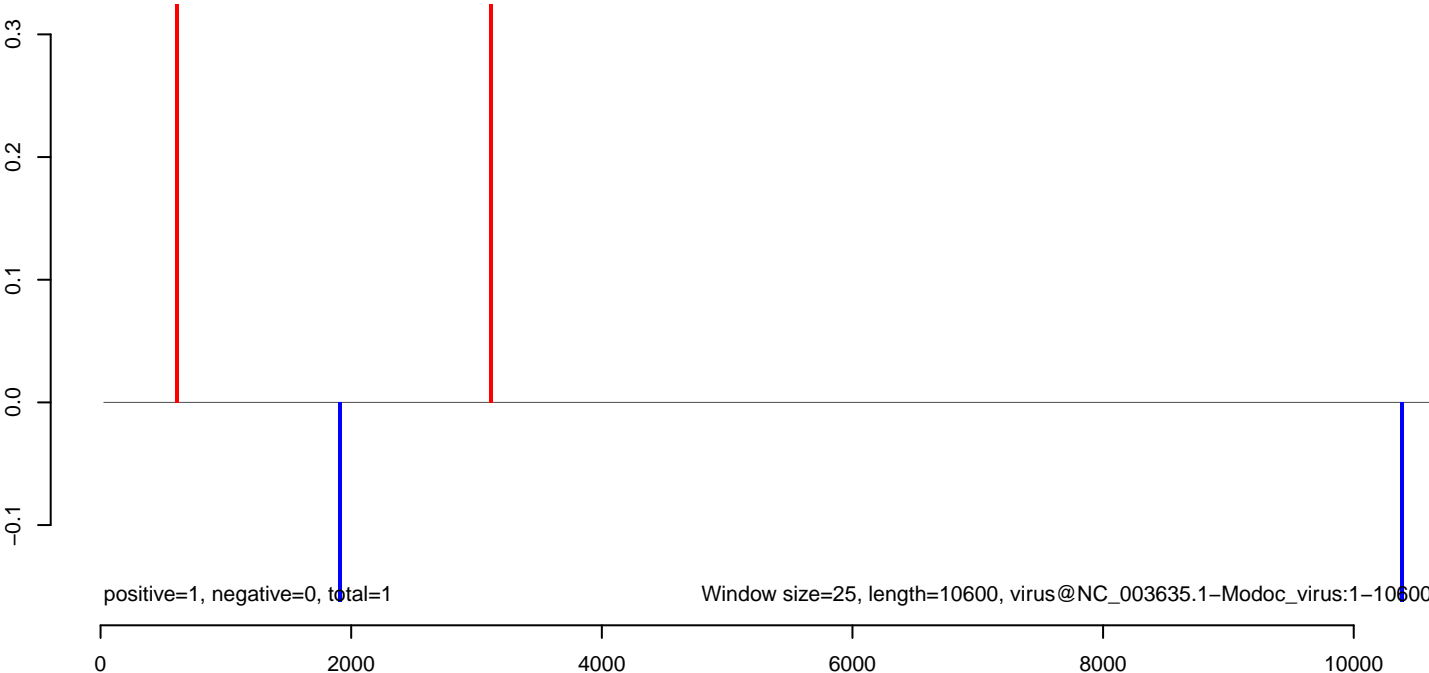
AeAlbo_C636_2dpi_SINV3.18_23.rep



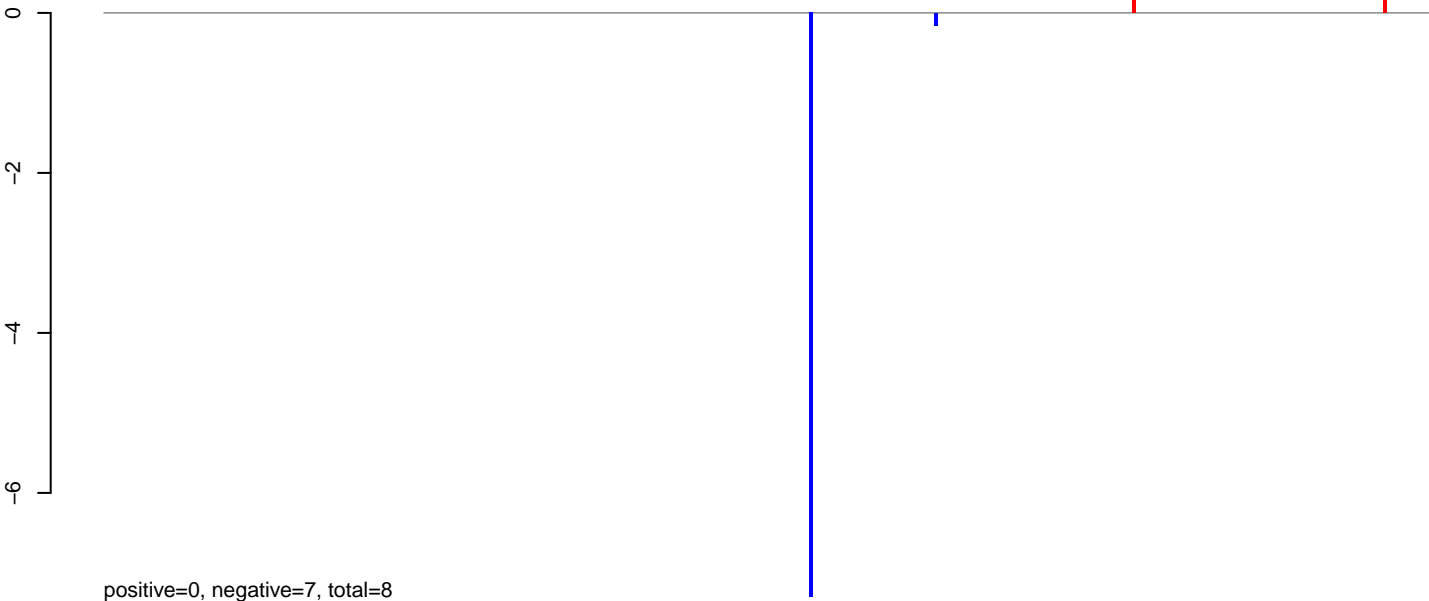
AeAlbo_C636_2dpi_SINV3.24_35.rep




AeAlbo_C636_2dpi_SINV3.rep



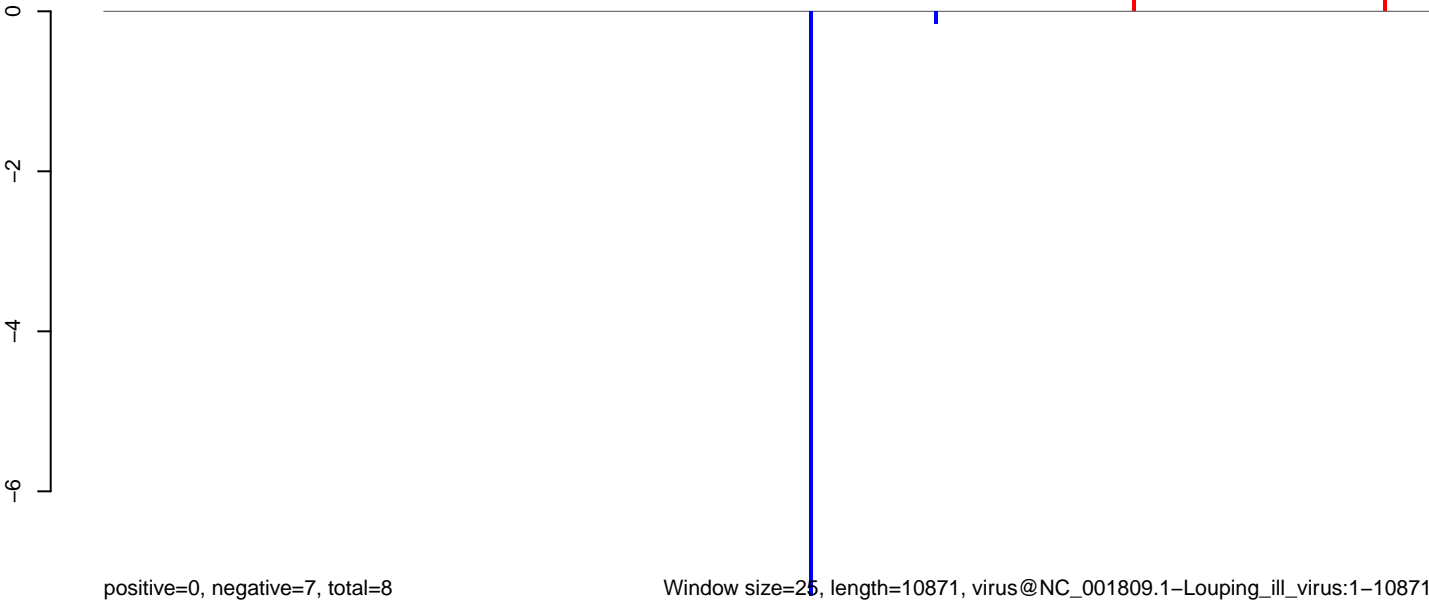
AeAlbo_C636_2dpi_SINV3.18_23.rep



AeAlbo_C636_2dpi_SINV3.24_35.rep




AeAlbo_C636_2dpi_SINV3.rep




Window size=25, length=10871, virus@NC_001809.1-Louping_ill_virus:1-10871

0 2000 4000 6000 8000 10000

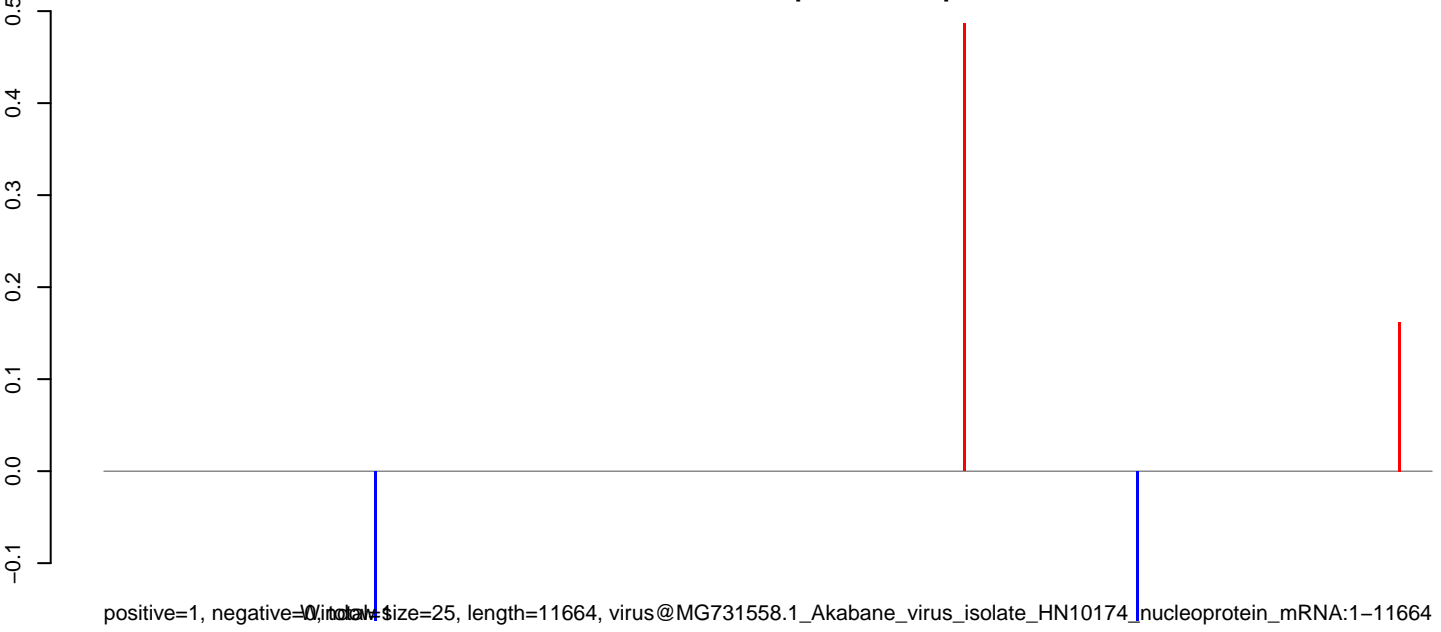
AeAlbo_C636_2dpi_SINV3.18_23.rep



AeAlbo_C636_2dpi_SINV3.24_35.rep




AeAlbo_C636_2dpi_SINV3.rep




positive=1, negative=0, total=1, size=25, length=11664, virus@MG731558.1_Akabane_virus_isolate_HN10174_nucleoprotein_mRNA:1-11664

0 2000 4000 6000 8000 10000 12000


AeAlbo_C636_2dpi_SINV3.18_23.rep



AeAlbo_C636_2dpi_SINV3.24_35.rep




AeAlbo_C636_2dpi_SINV3.rep




Window size=25, length=20113, virus@MF176279.1_Ngewotan_virus_strain_mos172X93828:1-20113


AeAlbo_C636_2dpi_SINV3.18_23.rep




AeAlbo_C636_2dpi_SINV3.24_35.rep




AeAlbo_C636_2dpi_SINV3.rep



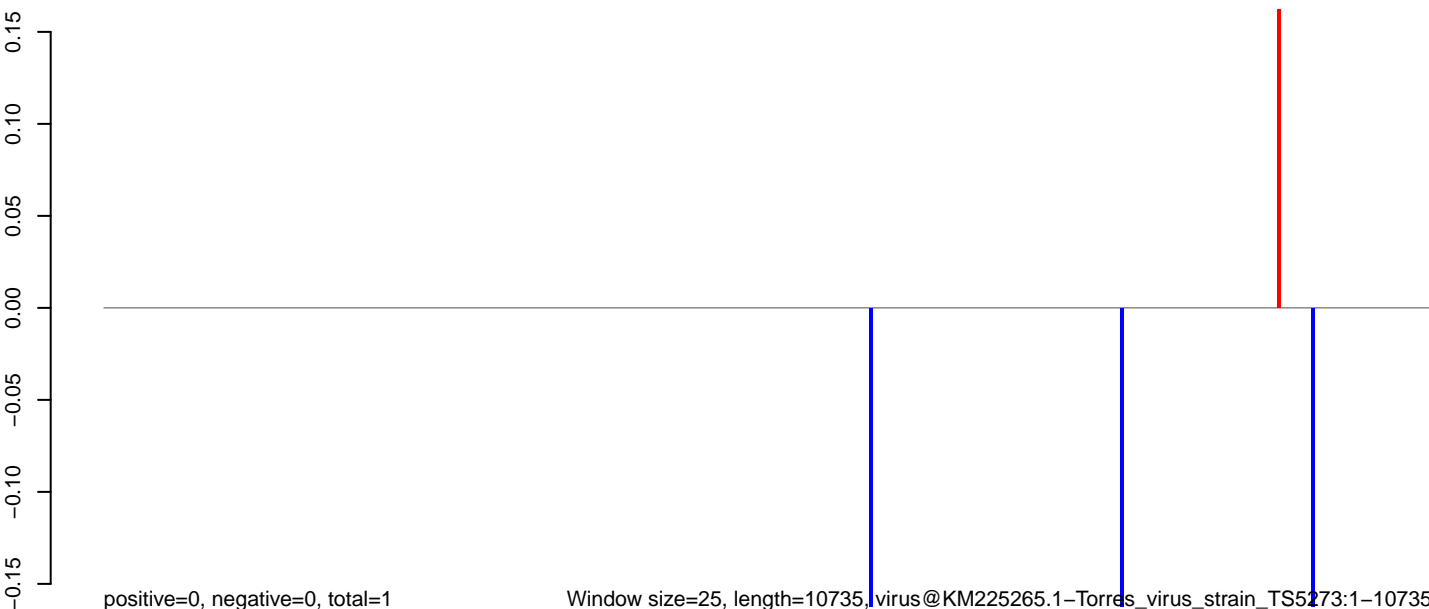
AeAlbo_C636_2dpi_SINV3.18_23.rep



AeAlbo_C636_2dpi_SINV3.24_35.rep




AeAlbo_C636_2dpi_SINV3.rep




Window size=25, length=10735, virus@KM225265.1-Torres_virus_strain_TS5273:1-10735

0 2000 4000 6000 8000 10000

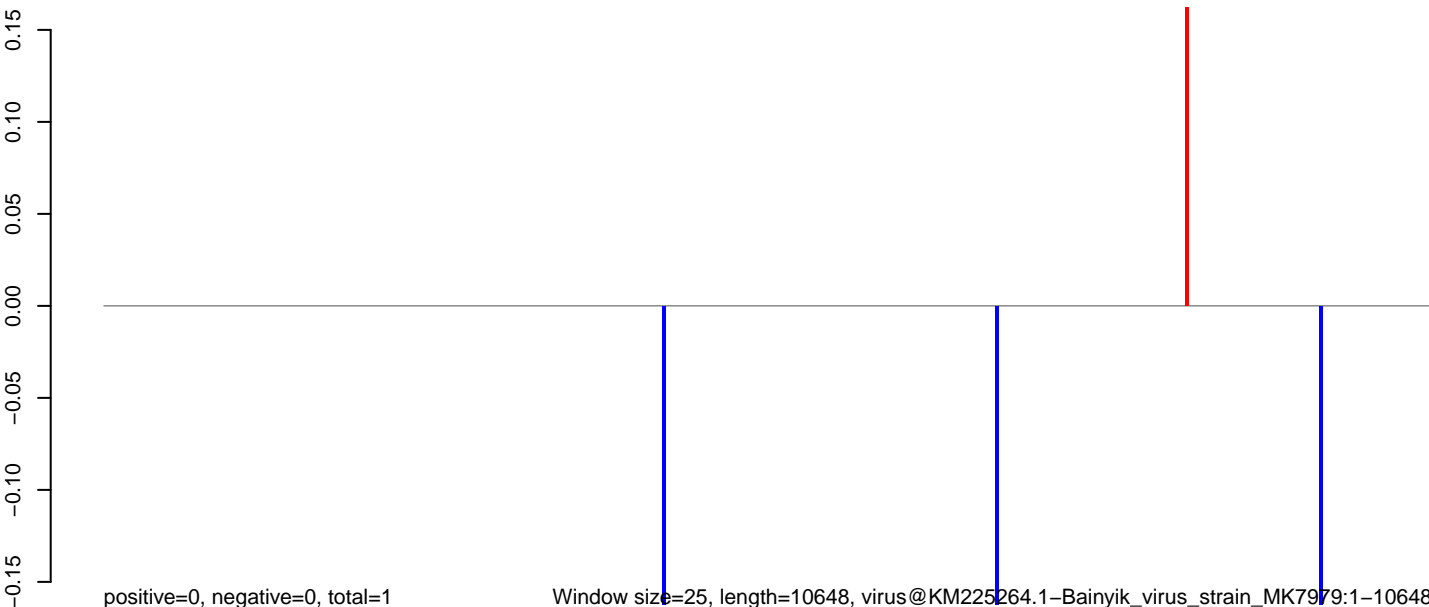
AeAlbo_C636_2dpi_SINV3.18_23.rep



AeAlbo_C636_2dpi_SINV3.24_35.rep



AeAlbo_C636_2dpi_SINV3.rep




Window size=25, length=10648, virus@KM225264.1-Bainyik_virus_strain_MK7979:1-10648

0 2000 4000 6000 8000 10000

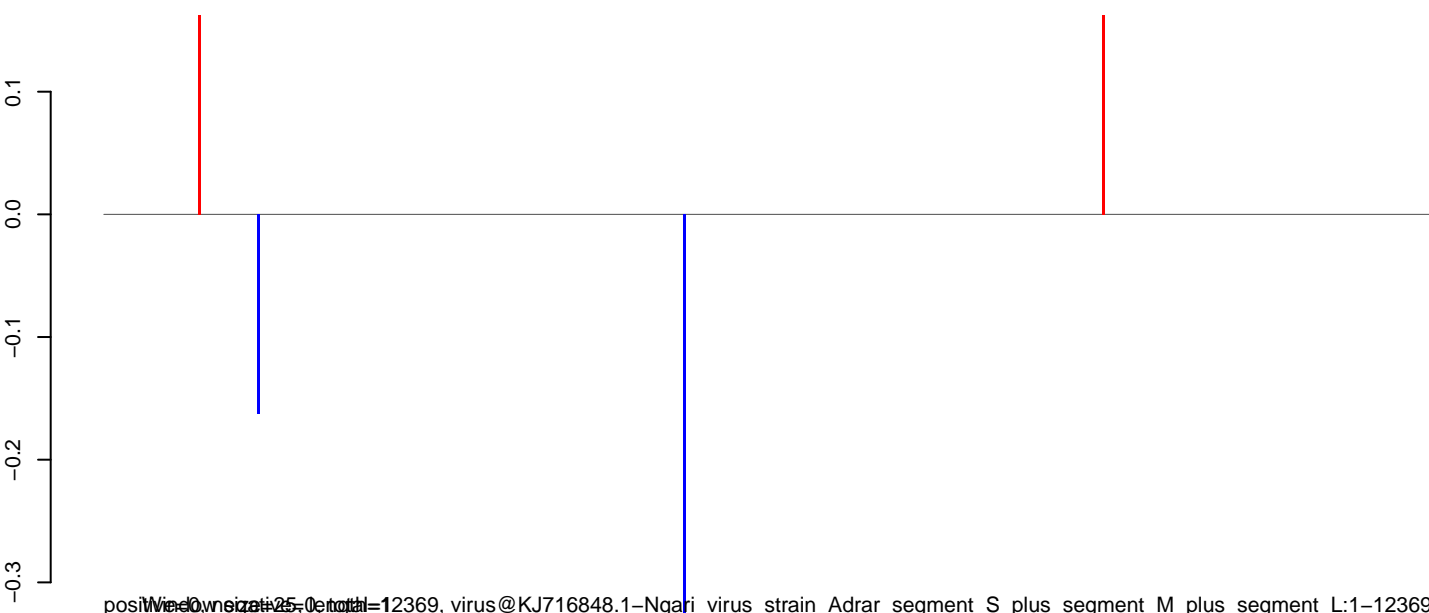
AeAlbo_C636_2dpi_SINV3.18_23.rep



AeAlbo_C636_2dpi_SINV3.24_35.rep




AeAlbo_C636_2dpi_SINV3.rep




0 2000 4000 6000 8000 10000 12000

AeAlbo_C636_2dpi_SINV3.18_23.rep



AeAlbo_C636_2dpi_SINV3.24_35.rep

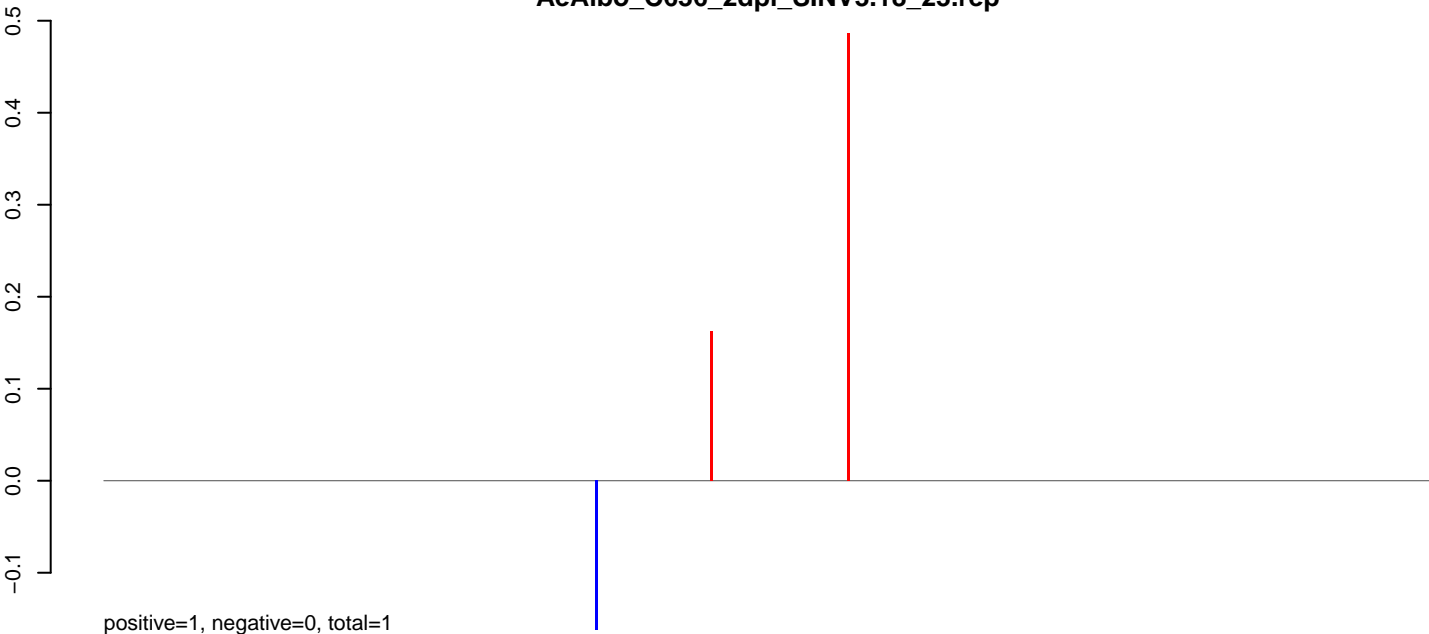


AeAlbo_C636_2dpi_SINV3.rep



0 2000 4000 6000 8000 10000

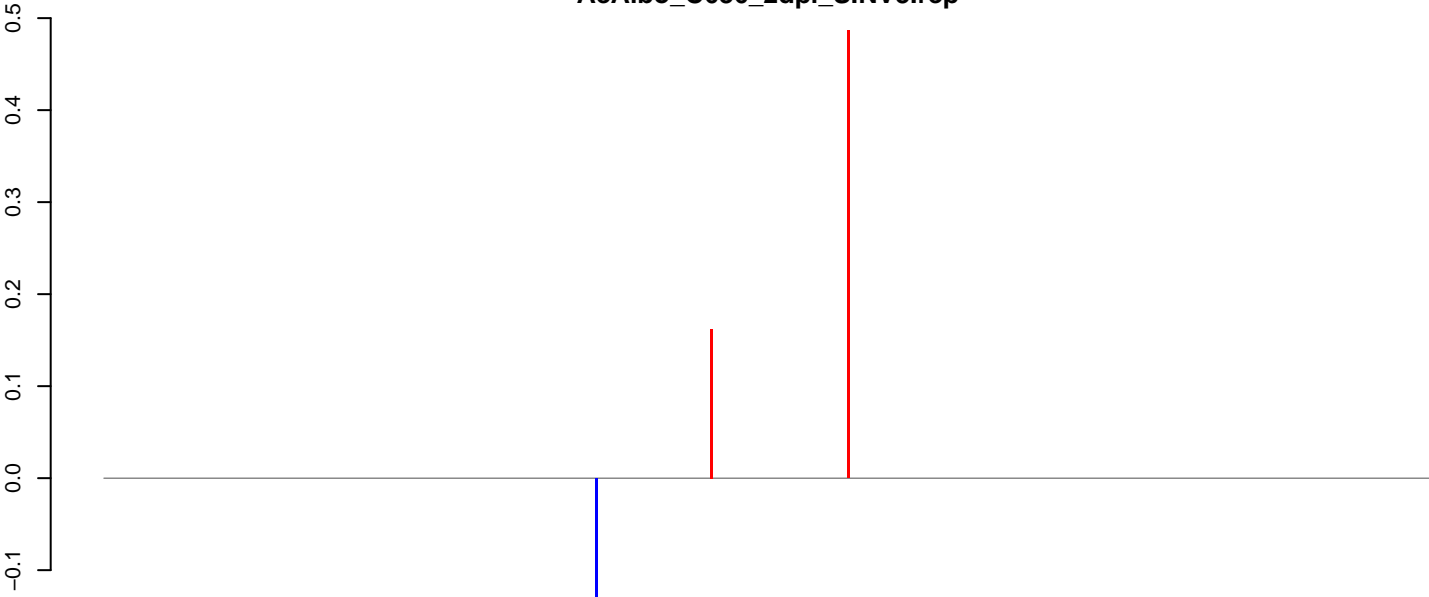
AeAlbo_C636_2dpi_SINV3.18_23.rep



AeAlbo_C636_2dpi_SINV3.24_35.rep



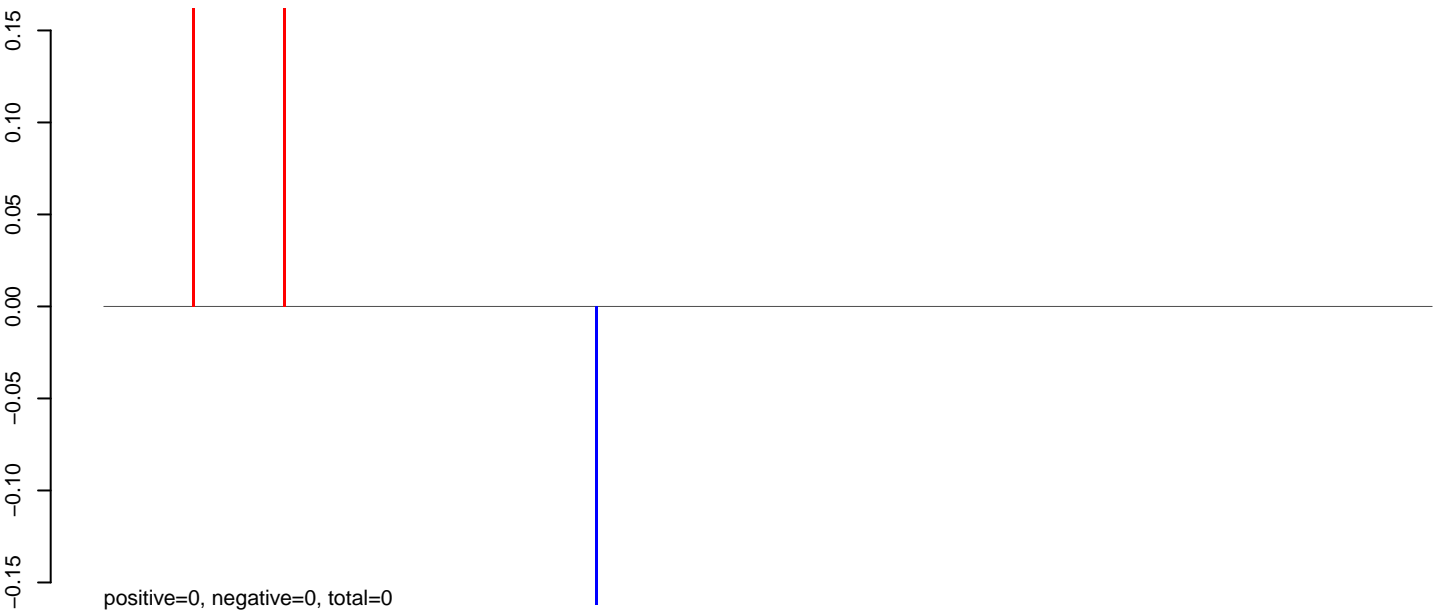
AeAlbo_C636_2dpi_SINV3.rep




v size=25, length=12400, use CNC_034541.1-Gray_Lodge_virus_nucleoprotein_phosphoprotein_hypothetical_proteins_matrix_glycopr:1-12403

0 2000 4000 6000 8000 10000 12000

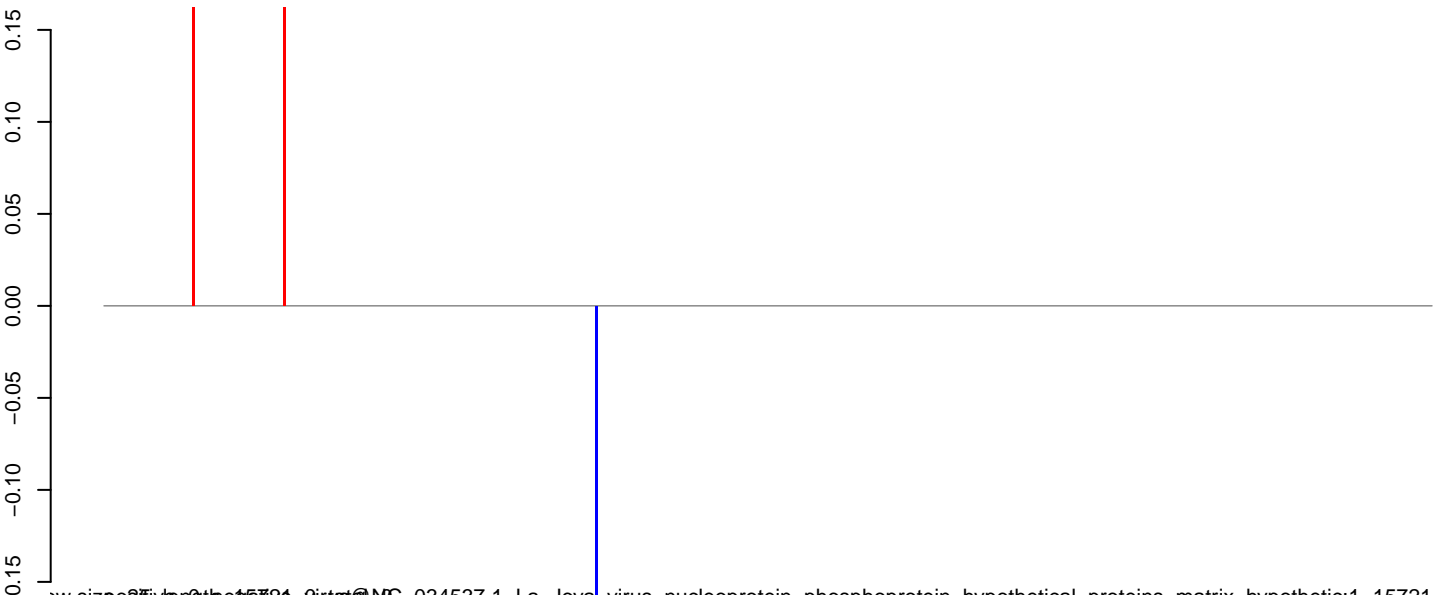
AeAlbo_C636_2dpi_SINV3.18_23.rep



AeAlbo_C636_2dpi_SINV3.24_35.rep




AeAlbo_C636_2dpi_SINV3.rep




bow size=25, length=5724, virus=AC_034537.1-La_Joya_virus_nucleoprotein_phosphoprotein_hypothetical_proteins_matrix_hypothetic:1-15721

0 5000 10000 15000


AeAlbo_C636_2dpi_SINV3.18_23.rep




AeAlbo_C636_2dpi_SINV3.24_35.rep




AeAlbo_C636_2dpi_SINV3.rep



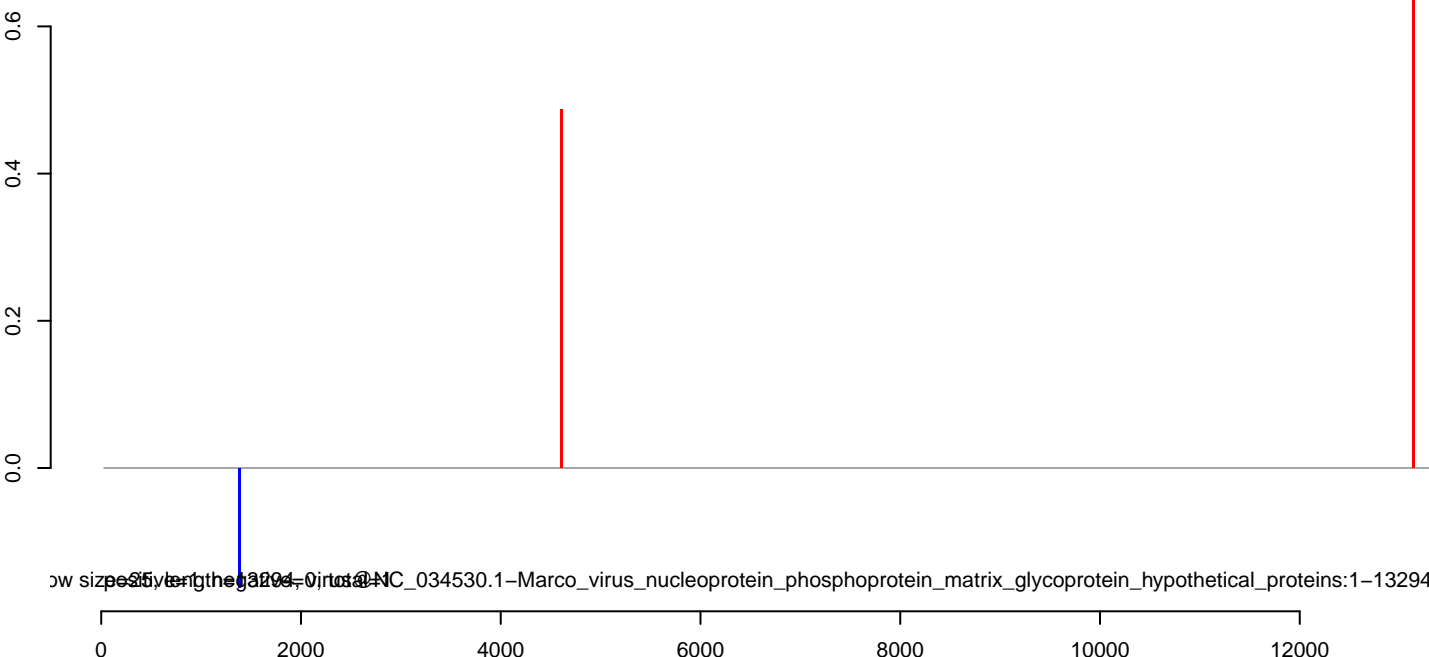
AeAlbo_C636_2dpi_SINV3.18_23.rep




AeAlbo_C636_2dpi_SINV3.24_35.rep




AeAlbo_C636_2dpi_SINV3.rep




AeAlbo_C636_2dpi_SINV3.18_23.rep



AeAlbo_C636_2dpi_SINV3.24_35.rep




AeAlbo_C636_2dpi_SINV3.rep




0 2000 4000 6000 8000 10000

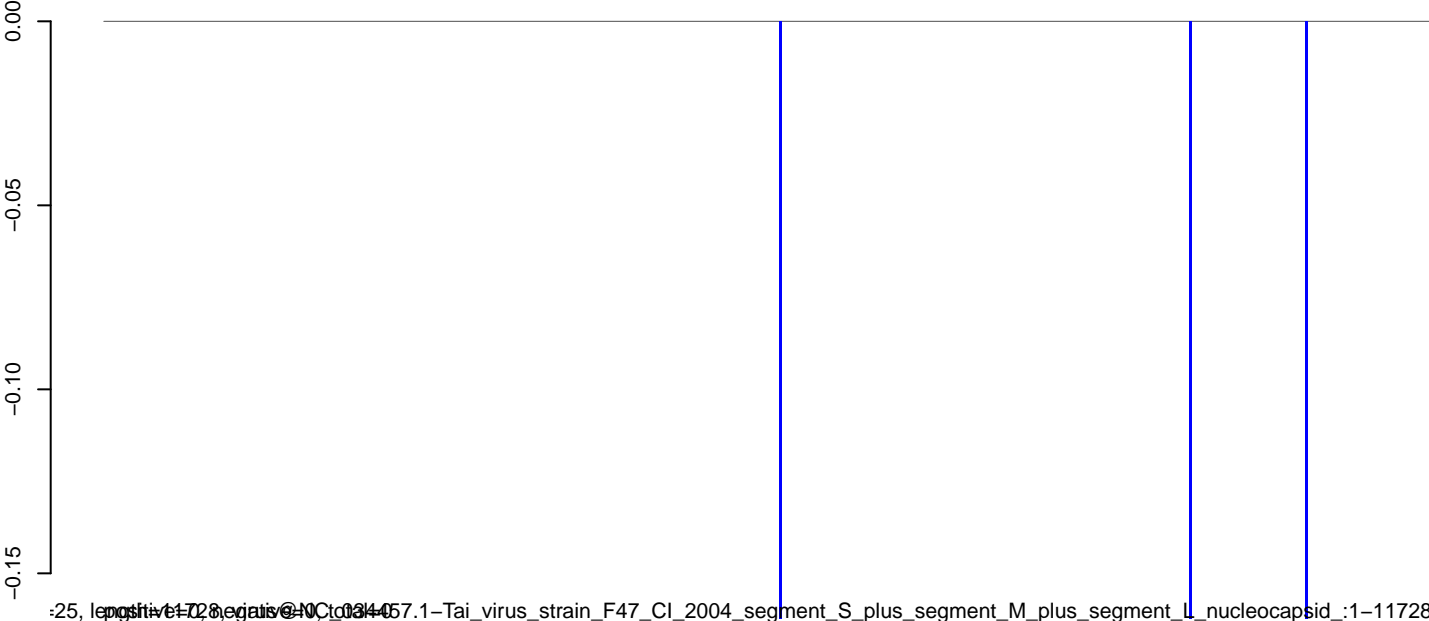
AeAlbo_C636_2dpi_SINV3.18_23.rep



AeAlbo_C636_2dpi_SINV3.24_35.rep




AeAlbo_C636_2dpi_SINV3.rep




25, length=728, negative=0, total=0
13445-1-Tai_virus_strain_F47_CI_2004_segment_S_plus_segment_M_plus_segment_L_nucleocapsid:1-11728

0 2000 4000 6000 8000 10000 12000

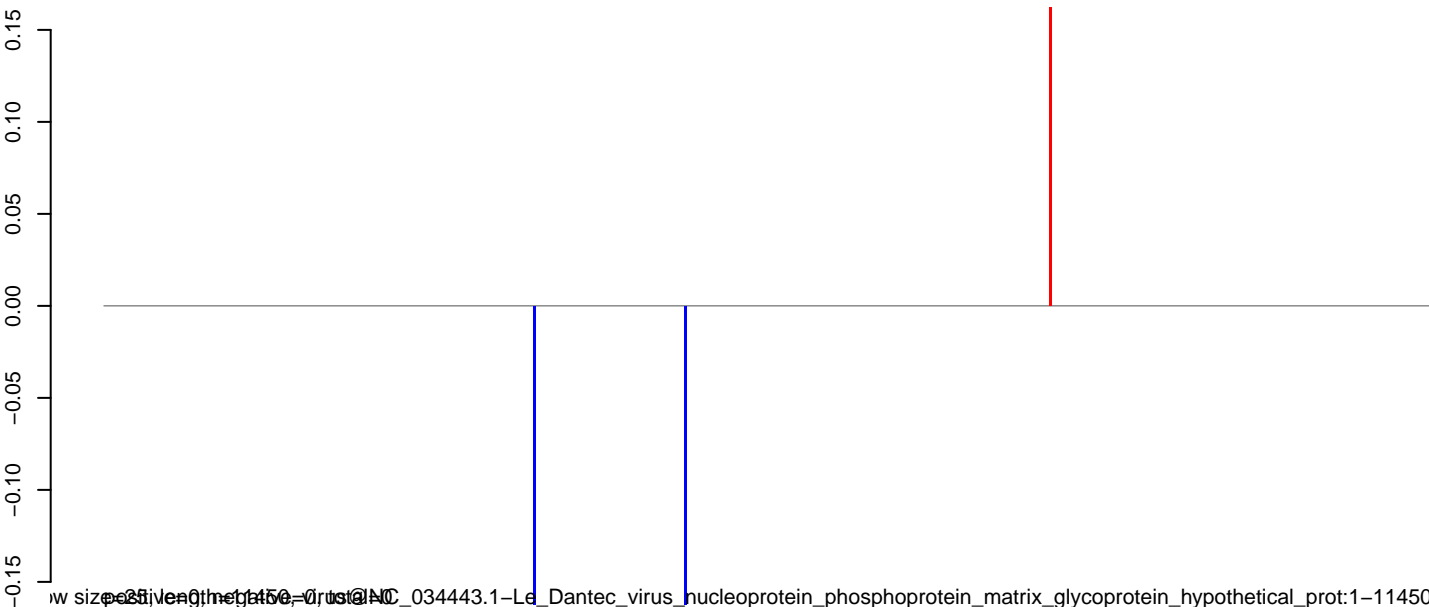
AeAlbo_C636_2dpi_SINV3.18_23.rep



AeAlbo_C636_2dpi_SINV3.24_35.rep




AeAlbo_C636_2dpi_SINV3.rep




ww size 251 length 11450 -0.15 0.00 0.05 0.10 0.15

0 2000 4000 6000 8000 10000

AeAlbo_C636_2dpi_SINV3.18_23.rep




AeAlbo_C636_2dpi_SINV3.24_35.rep




AeAlbo_C636_2dpi_SINV3.rep




AeAlbo_C636_2dpi_SINV3.18_23.rep




AeAlbo_C636_2dpi_SINV3.24_35.rep



AeAlbo_C636_2dpi_SINV3.rep



Window size=25, length=10251, virus@NC_033723.1-Gadgets_Gully_virus_from_Australia_polyprotein_gene:1-10251



AeAlbo_C636_2dpi_SINV3.18_23.rep

positive=4, negative=0, total=4

AeAlbo_C636_2dpi_SINV3.24_35.rep

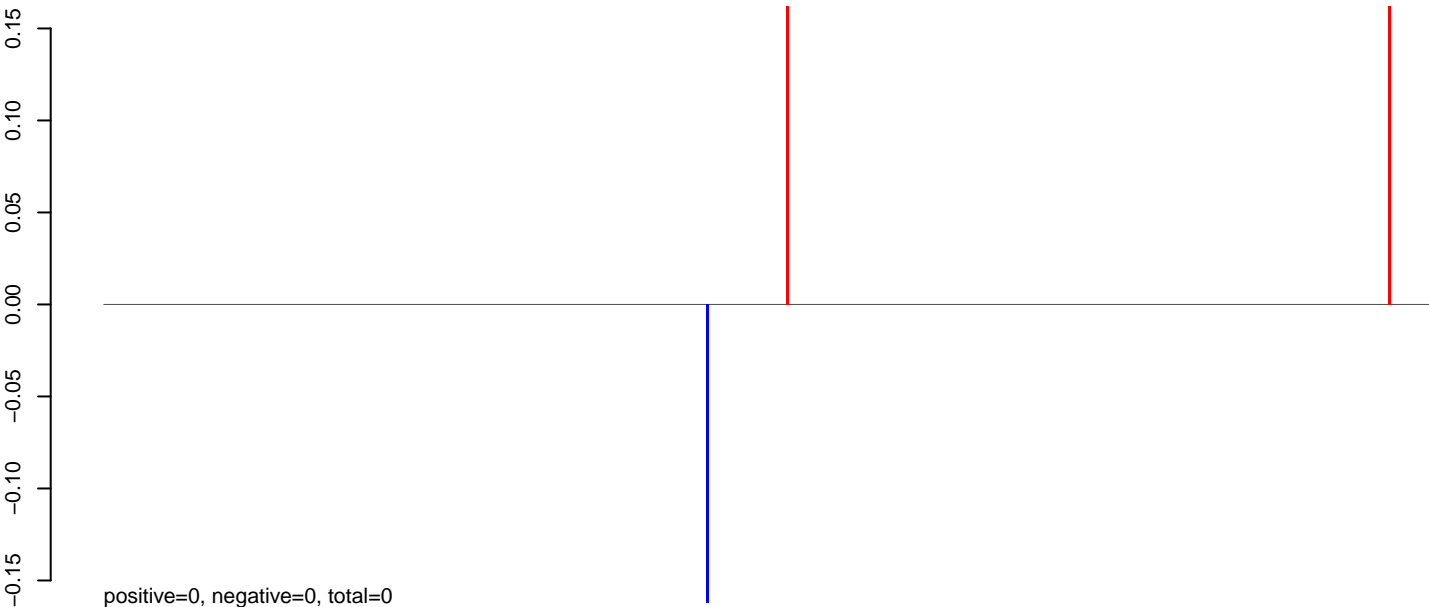
positive=0, negative=0, total=0

AeAlbo_C636_2dpi_SINV3.rep


positive=4, negative=0, total size=25, length=10173, virus@NC_033693.1-Bouboui_virus_strain_DAK_AR_B490_polyprotein_gene:1-10173

0 2000 4000 6000 8000 10000

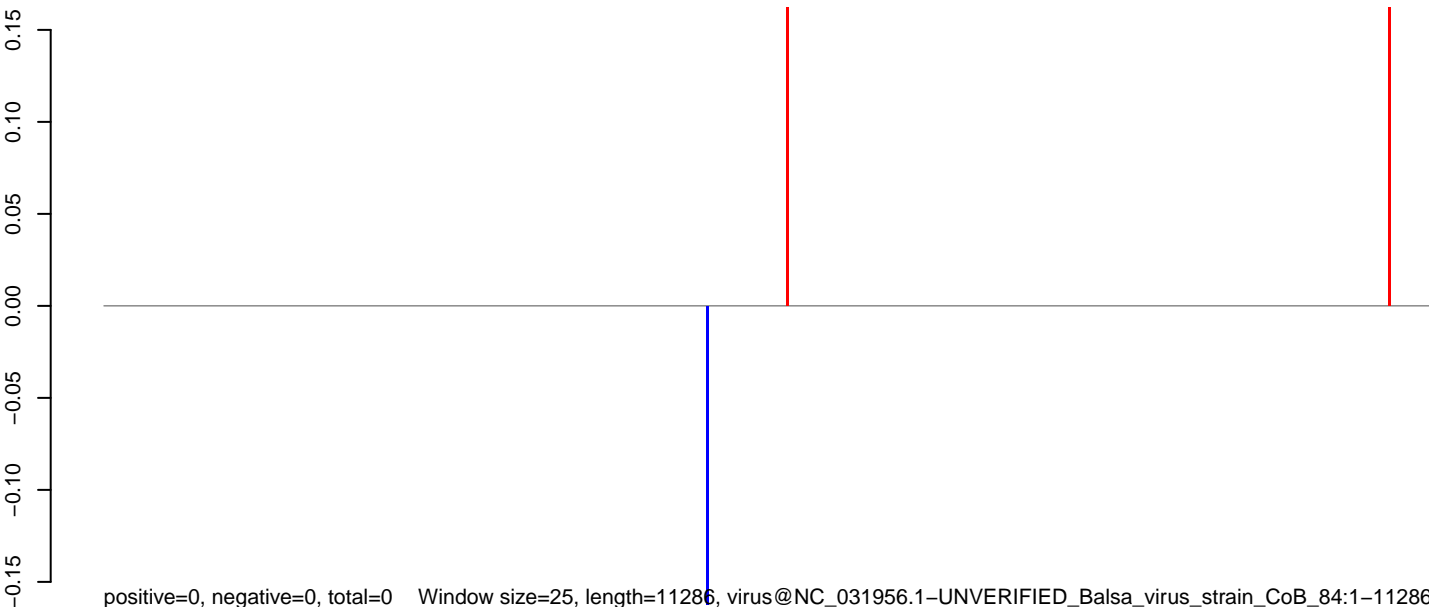
AeAlbo_C636_2dpi_SINV3.18_23.rep



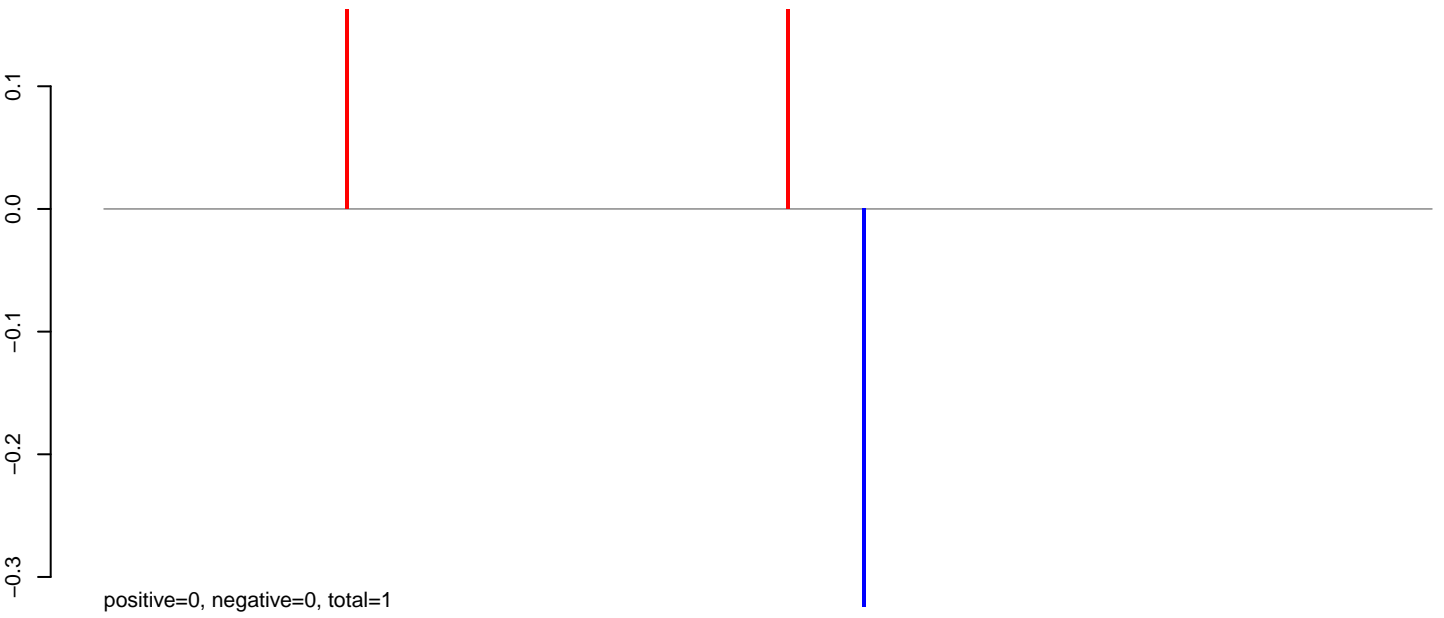
AeAlbo_C636_2dpi_SINV3.24_35.rep




AeAlbo_C636_2dpi_SINV3.rep



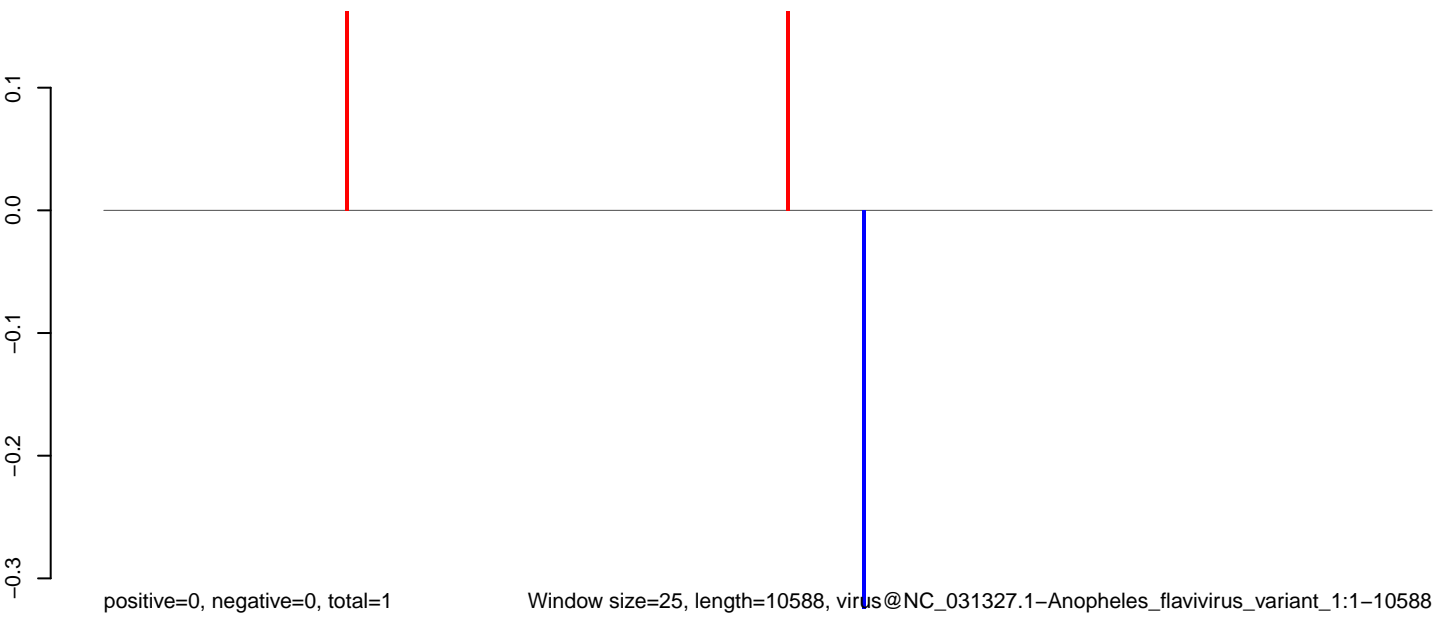
AeAlbo_C636_2dpi_SINV3.18_23.rep



AeAlbo_C636_2dpi_SINV3.24_35.rep




AeAlbo_C636_2dpi_SINV3.rep




Window size=25, length=10588, virus@NC_031327.1-Anopheles_flavivirus_variant_1:1-10588

0 2000 4000 6000 8000 10000

AeAlbo_C636_2dpi_SINV3.18_23.rep




AeAlbo_C636_2dpi_SINV3.24_35.rep




AeAlbo_C636_2dpi_SINV3.rep




AeAlbo_C636_2dpi_SINV3.18_23.rep



AeAlbo_C636_2dpi_SINV3.24_35.rep




AeAlbo_C636_2dpi_SINV3.rep




0 2000 4000 6000 8000 10000 12000

AeAlbo_C636_2dpi_SINV3.18_23.rep




AeAlbo_C636_2dpi_SINV3.24_35.rep



AeAlbo_C636_2dpi_SINV3.rep




AeAlbo_C636_2dpi_SINV3.18_23.rep



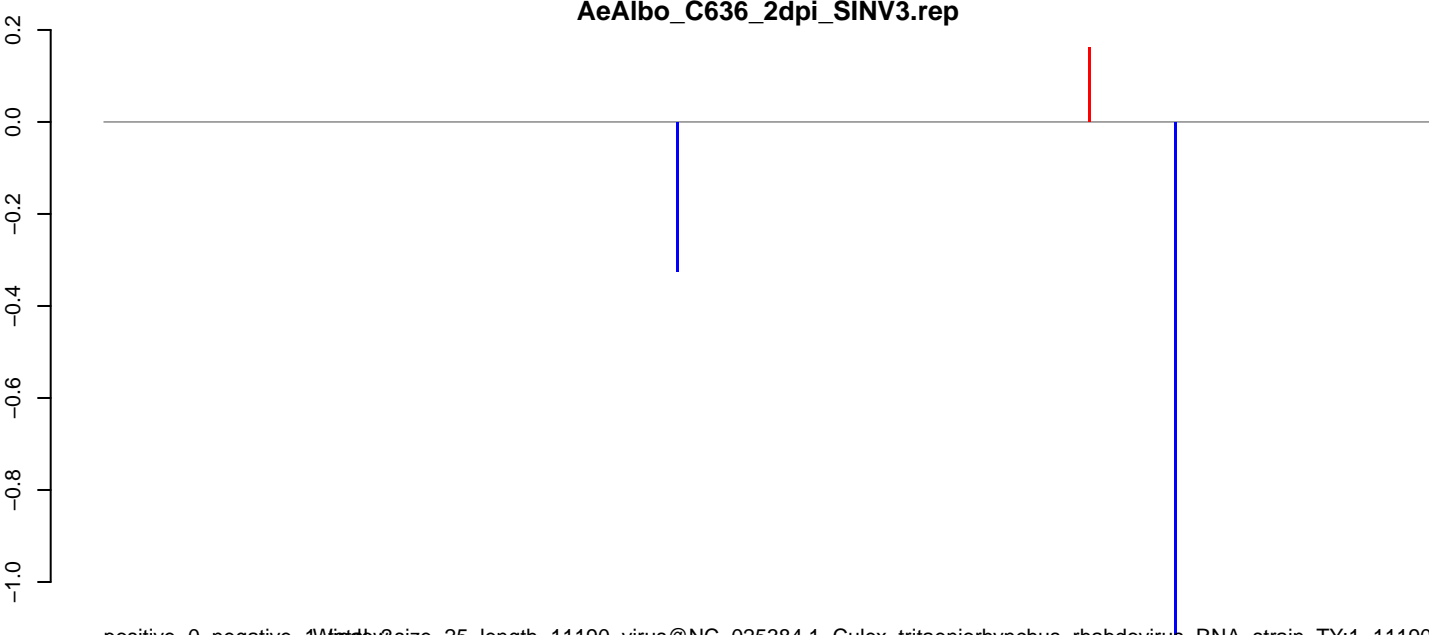
positive=0, negative=1, total=2

AeAlbo_C636_2dpi_SINV3.24_35.rep



positive=0, negative=0, total=0


AeAlbo_C636_2dpi_SINV3.rep




positive=0, negative=1, total=2
Window size=25, length=11190, virus@NC_025384.1-Culex tritaeniorhynchus rhabdovirus RNA strain TY:1-11190

0 2000 4000 6000 8000 10000


AeAlbo_C636_2dpi_SINV3.18_23.rep



AeAlbo_C636_2dpi_SINV3.24_35.rep

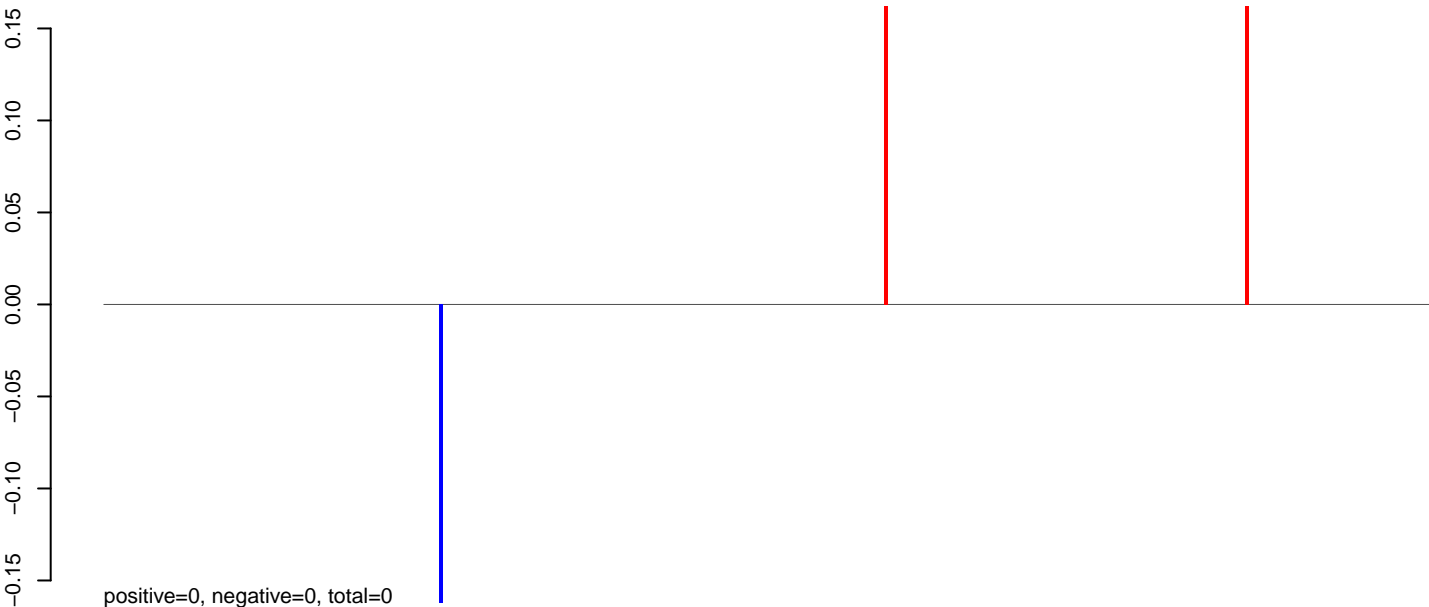


AeAlbo_C636_2dpi_SINV3.rep




0 2000 4000 6000 8000 10000 12000

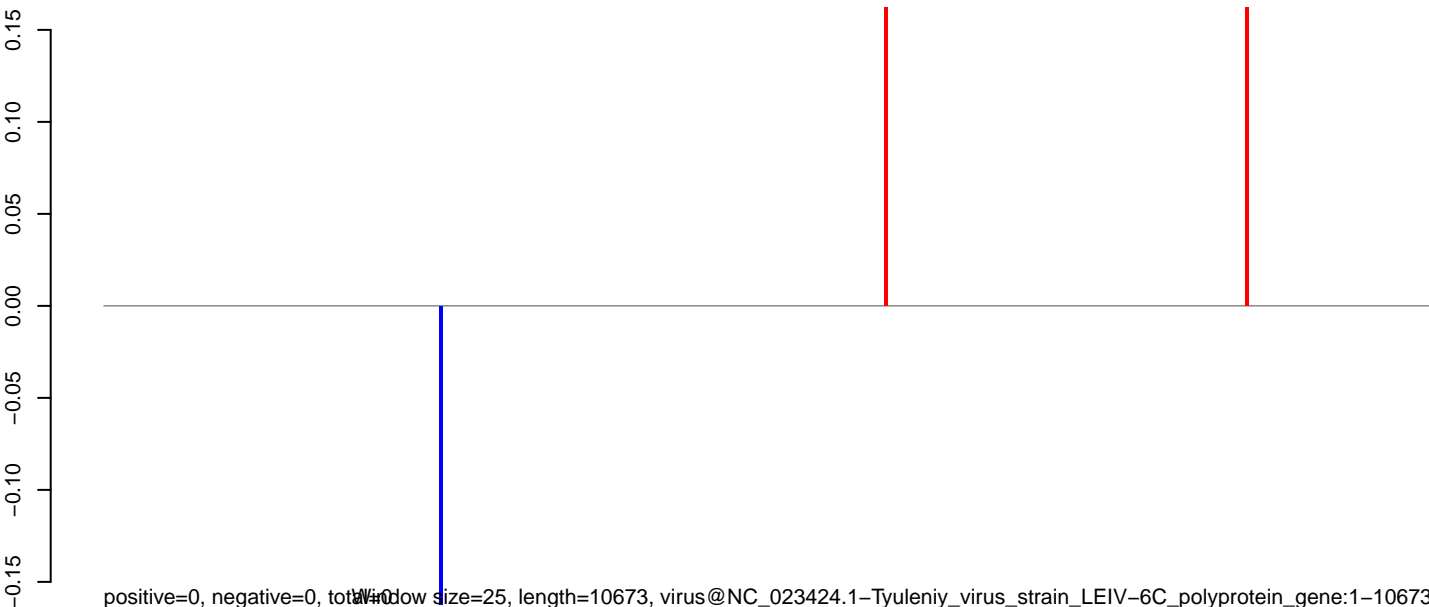
AeAlbo_C636_2dpi_SINV3.18_23.rep




AeAlbo_C636_2dpi_SINV3.24_35.rep




AeAlbo_C636_2dpi_SINV3.rep



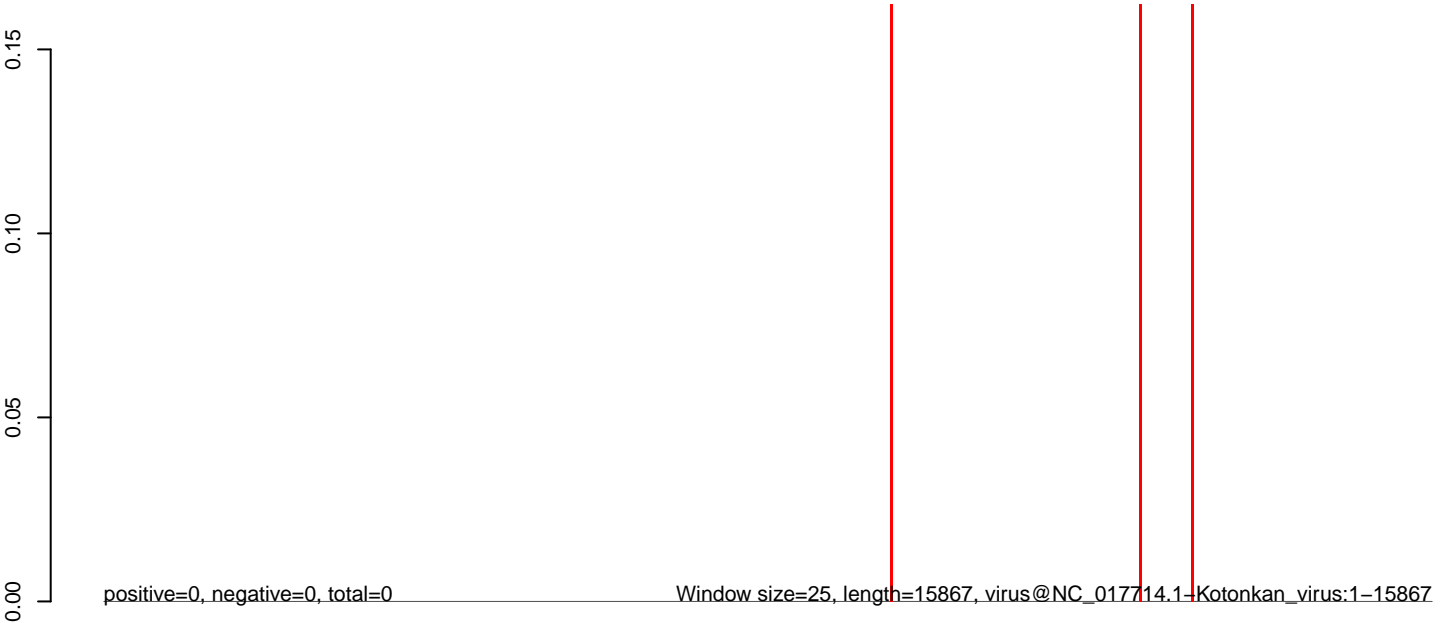
AeAlbo_C636_2dpi_SINV3.18_23.rep



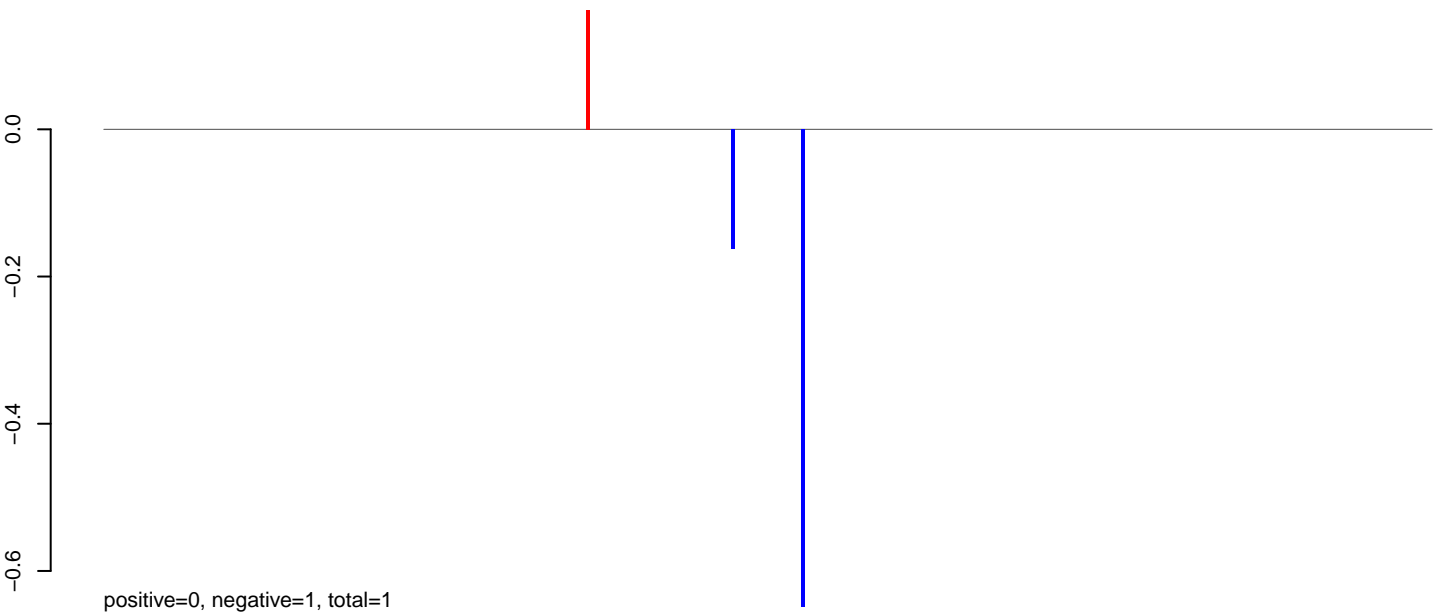
AeAlbo_C636_2dpi_SINV3.24_35.rep




AeAlbo_C636_2dpi_SINV3.rep



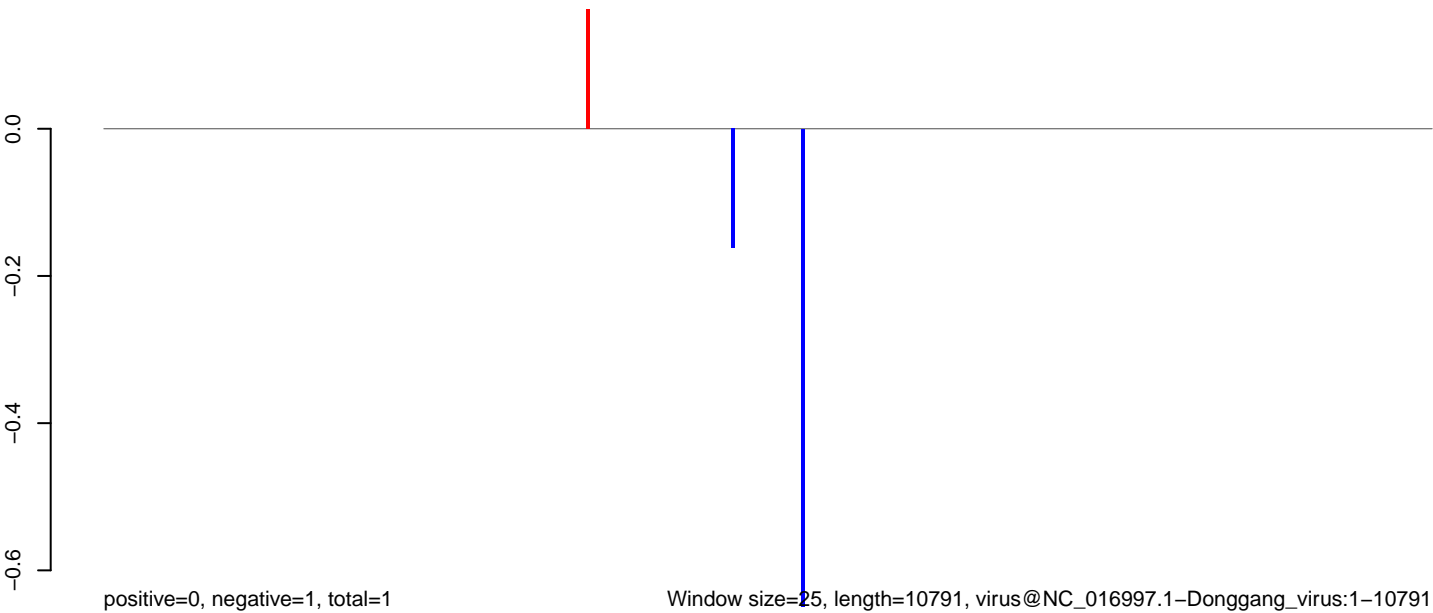
AeAlbo_C636_2dpi_SINV3.18_23.rep



AeAlbo_C636_2dpi_SINV3.24_35.rep

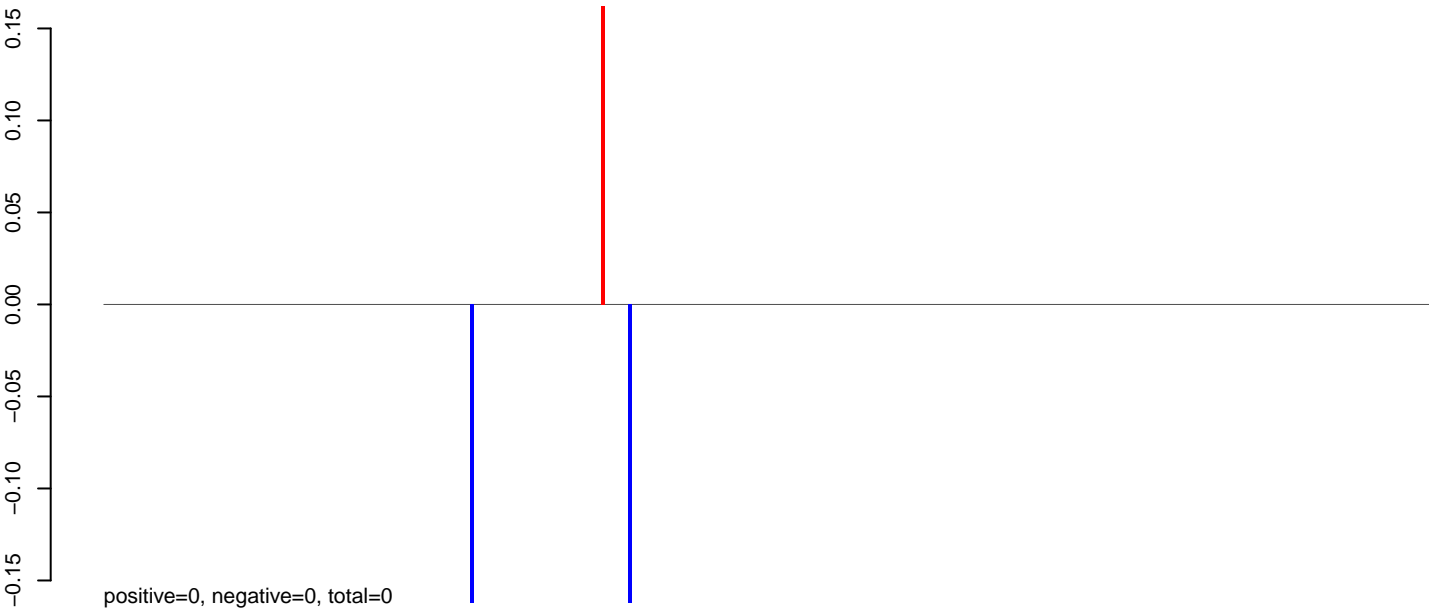


AeAlbo_C636_2dpi_SINV3.rep




0 2000 4000 6000 8000 10000

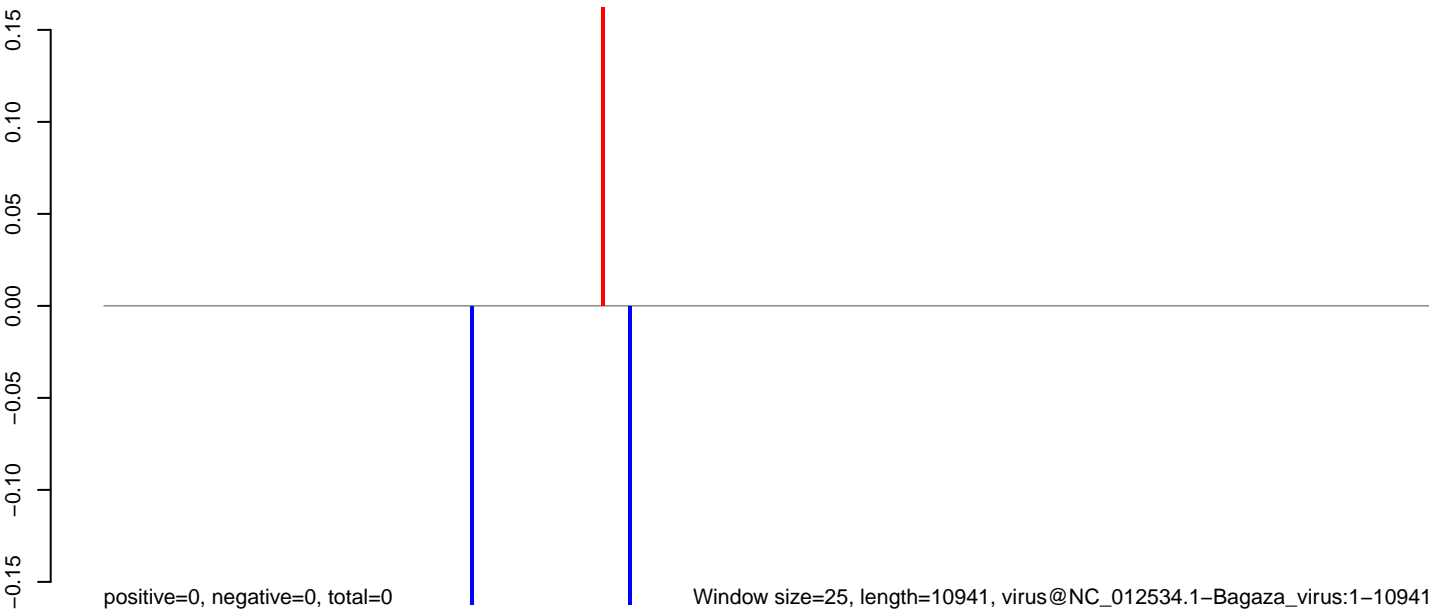
AeAlbo_C636_2dpi_SINV3.18_23.rep



AeAlbo_C636_2dpi_SINV3.24_35.rep




AeAlbo_C636_2dpi_SINV3.rep




Window size=25, length=10941, virus@NC_012534.1-Bagaza_virus:1-10941

0 2000 4000 6000 8000 10000


AeAlbo_C636_2dpi_SINV3.18_23.rep



AeAlbo_C636_2dpi_SINV3.24_35.rep



AeAlbo_C636_2dpi_SINV3.rep



Window size=25, length=10793, virus@NC_008719.1-Sepik_virus:1-10793

0 2000 4000 6000 8000 10000

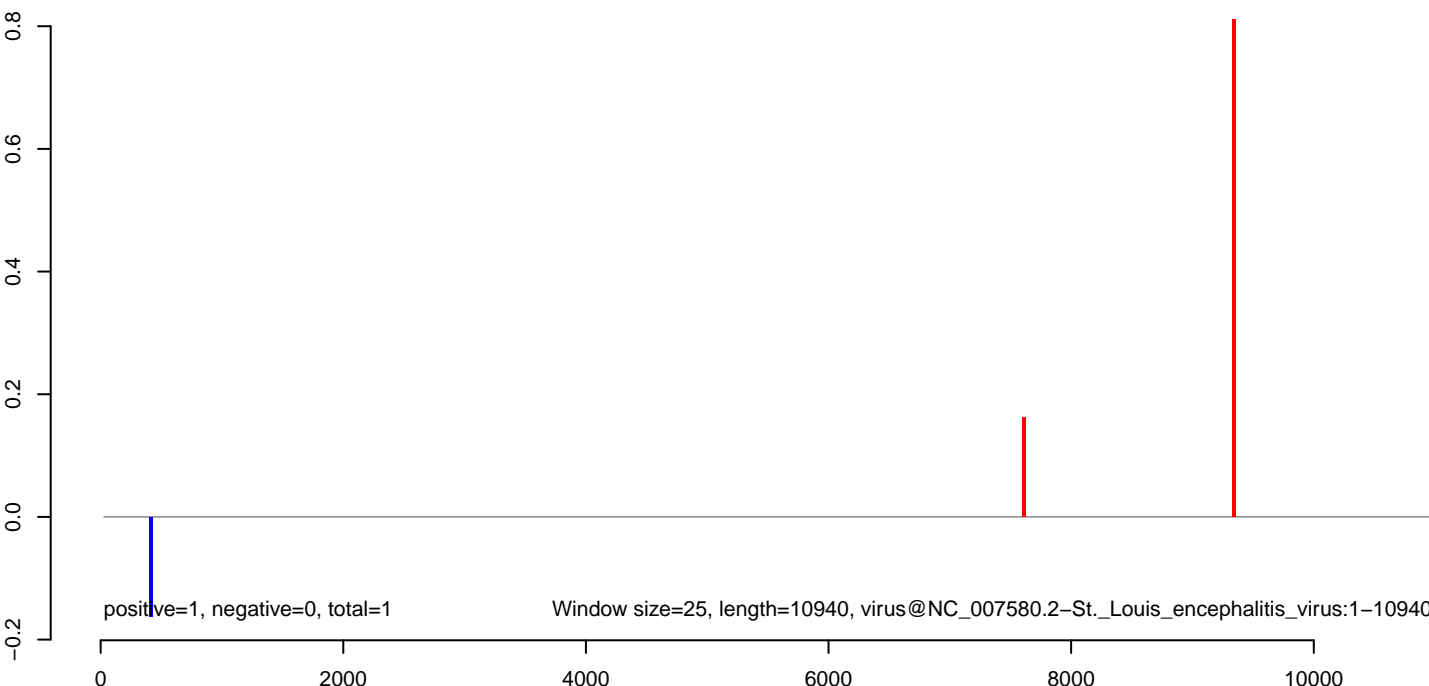
AeAlbo_C636_2dpi_SINV3.18_23.rep




AeAlbo_C636_2dpi_SINV3.24_35.rep




AeAlbo_C636_2dpi_SINV3.rep



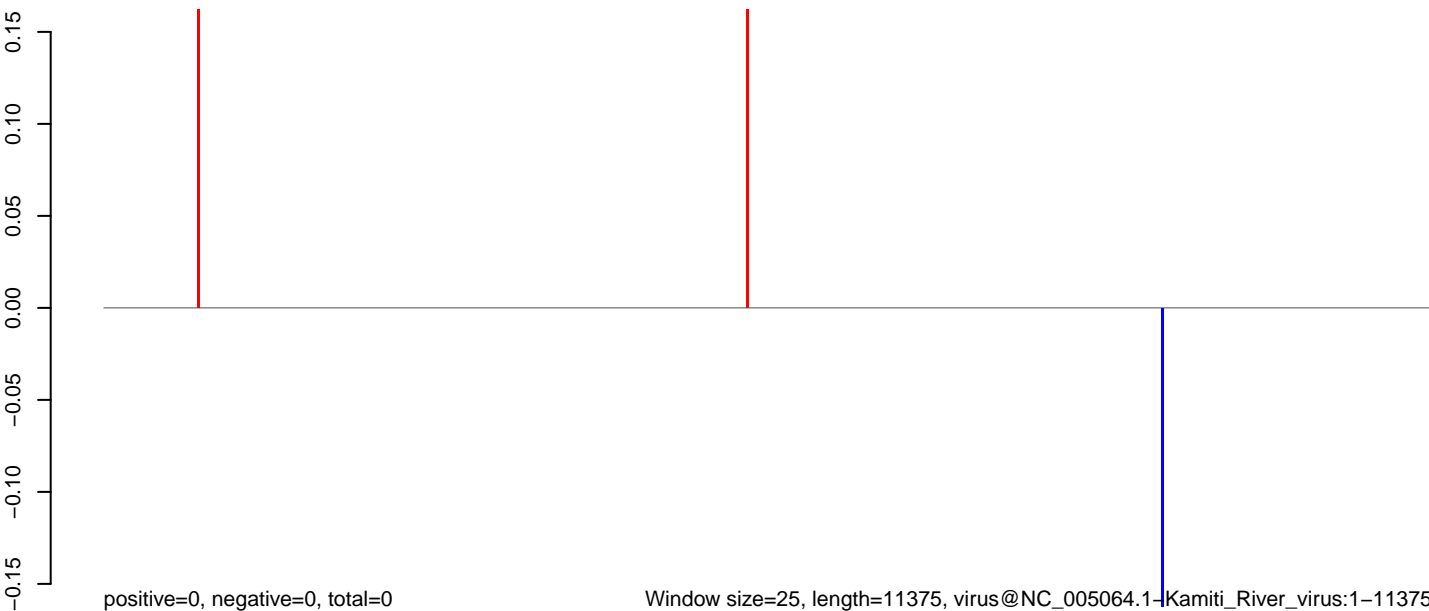
AeAlbo_C636_2dpi_SINV3.18_23.rep




AeAlbo_C636_2dpi_SINV3.24_35.rep




AeAlbo_C636_2dpi_SINV3.rep



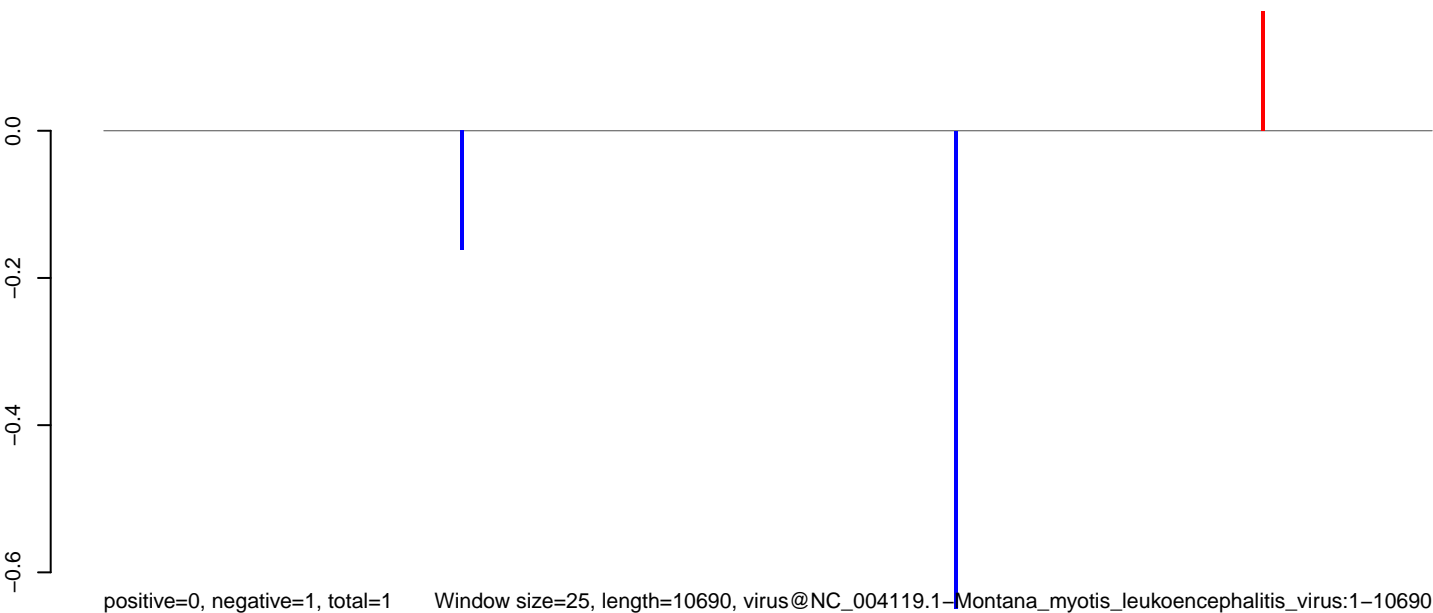
AeAlbo_C636_2dpi_SINV3.18_23.rep



AeAlbo_C636_2dpi_SINV3.24_35.rep



AeAlbo_C636_2dpi_SINV3.rep




Window size=25, length=10690, virus@NC_004119.1-Montana_myotis_leukoencephalitis_virus:1-10690

0 2000 4000 6000 8000 10000

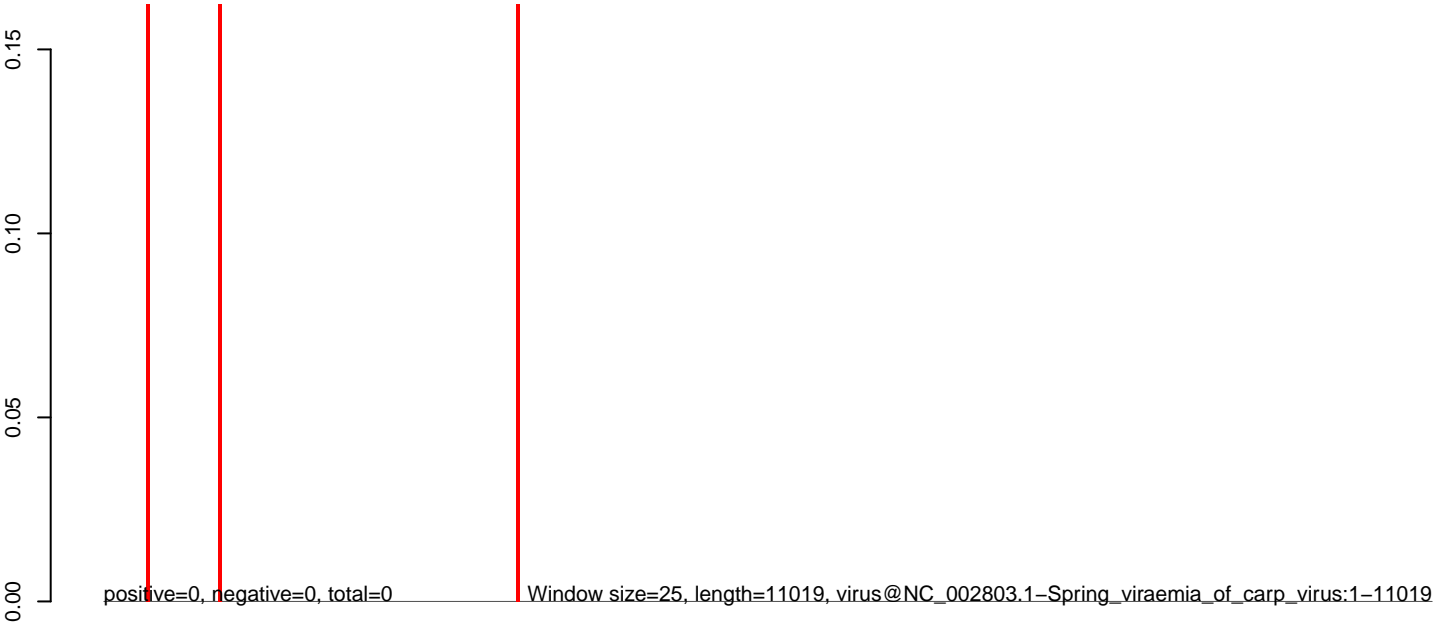
AeAlbo_C636_2dpi_SINV3.18_23.rep



AeAlbo_C636_2dpi_SINV3.24_35.rep

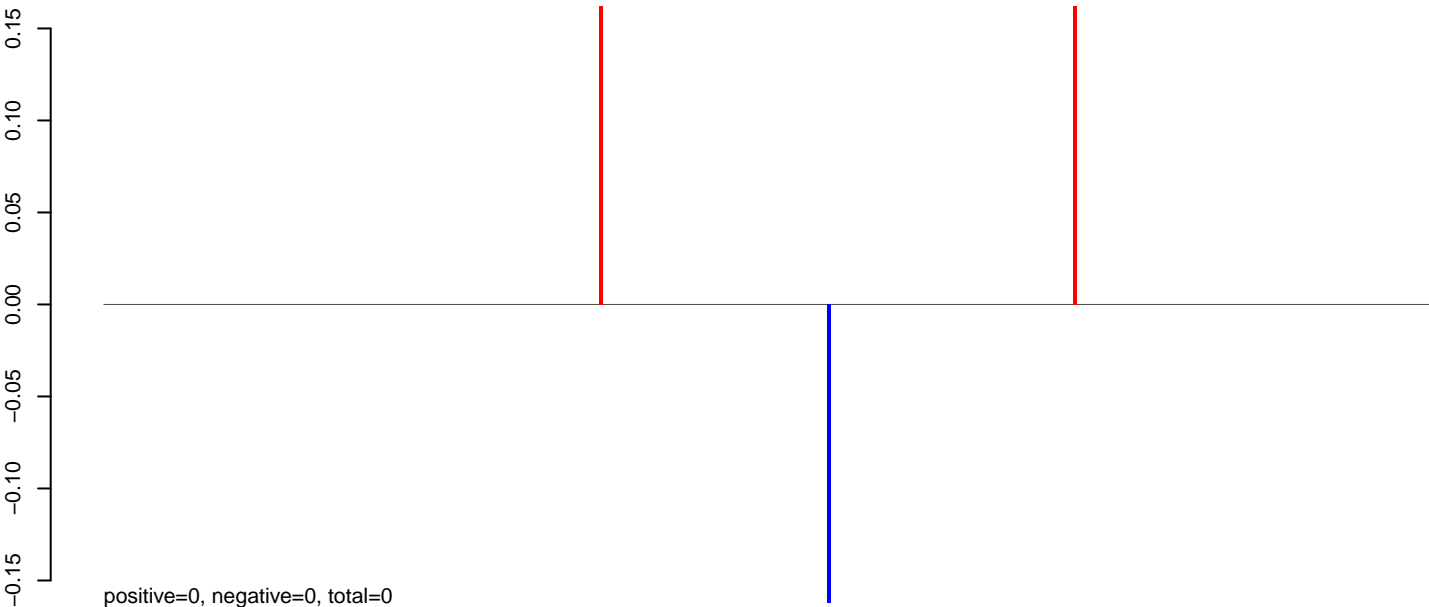


AeAlbo_C636_2dpi_SINV3.rep




0 2000 4000 6000 8000 10000

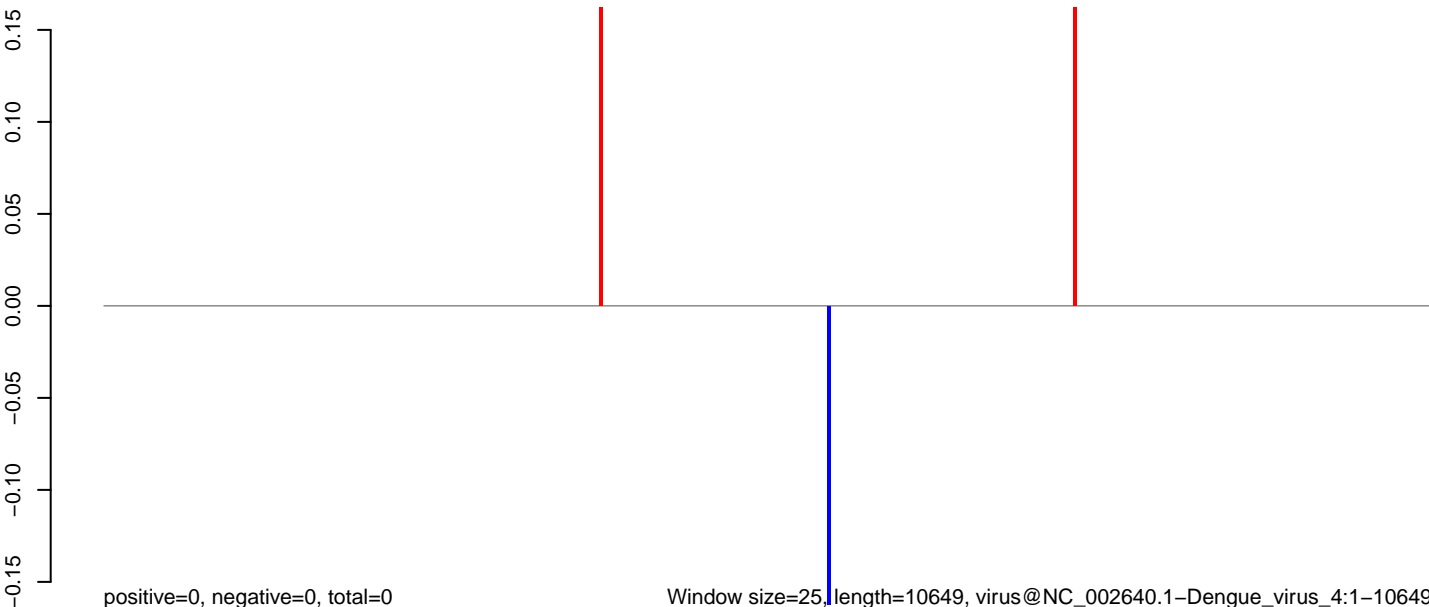
AeAlbo_C636_2dpi_SINV3.18_23.rep



AeAlbo_C636_2dpi_SINV3.24_35.rep



AeAlbo_C636_2dpi_SINV3.rep




Window size=25, length=10649, virus@NC_002640.1-Dengue_virus_4:1-10649

0 2000 4000 6000 8000 10000

AeAlbo_C636_2dpi_SINV3.18_23.rep



AeAlbo_C636_2dpi_SINV3.24_35.rep




AeAlbo_C636_2dpi_SINV3.rep



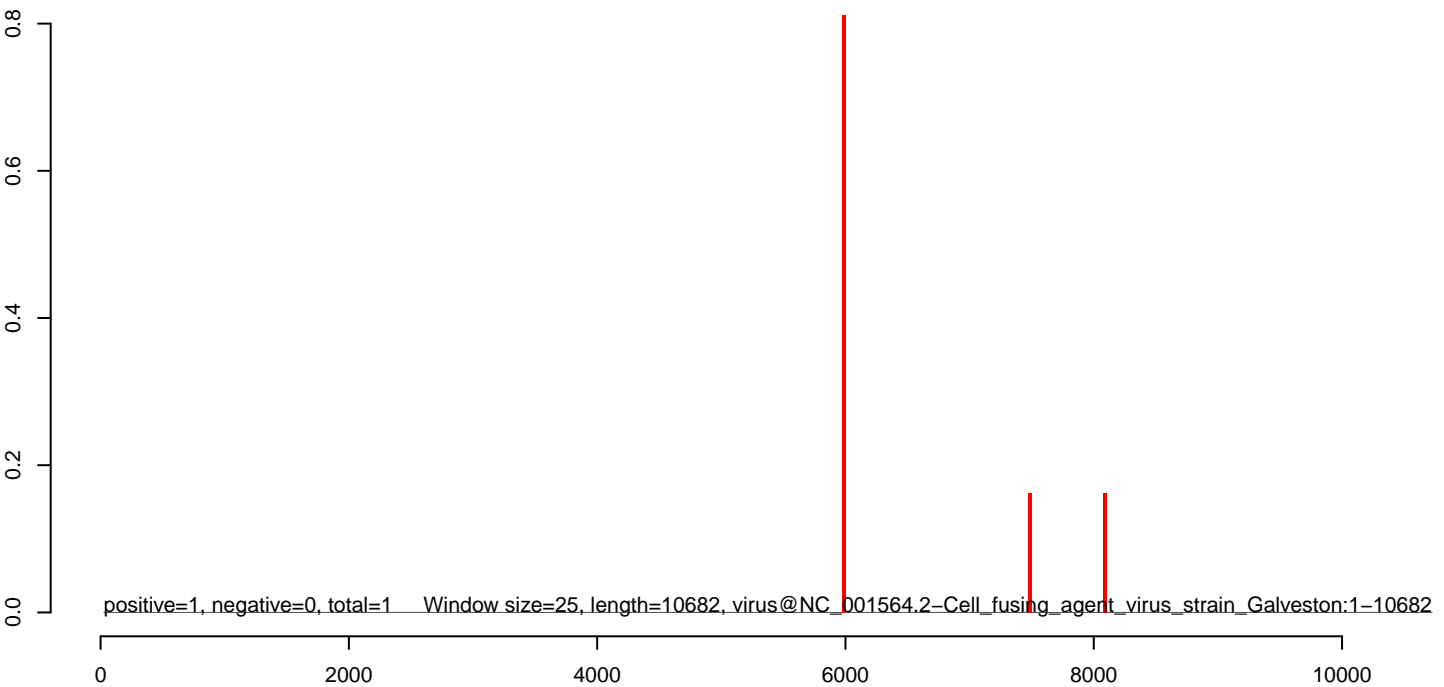
AeAlbo_C636_2dpi_SINV3.18_23.rep




AeAlbo_C636_2dpi_SINV3.24_35.rep




AeAlbo_C636_2dpi_SINV3.rep



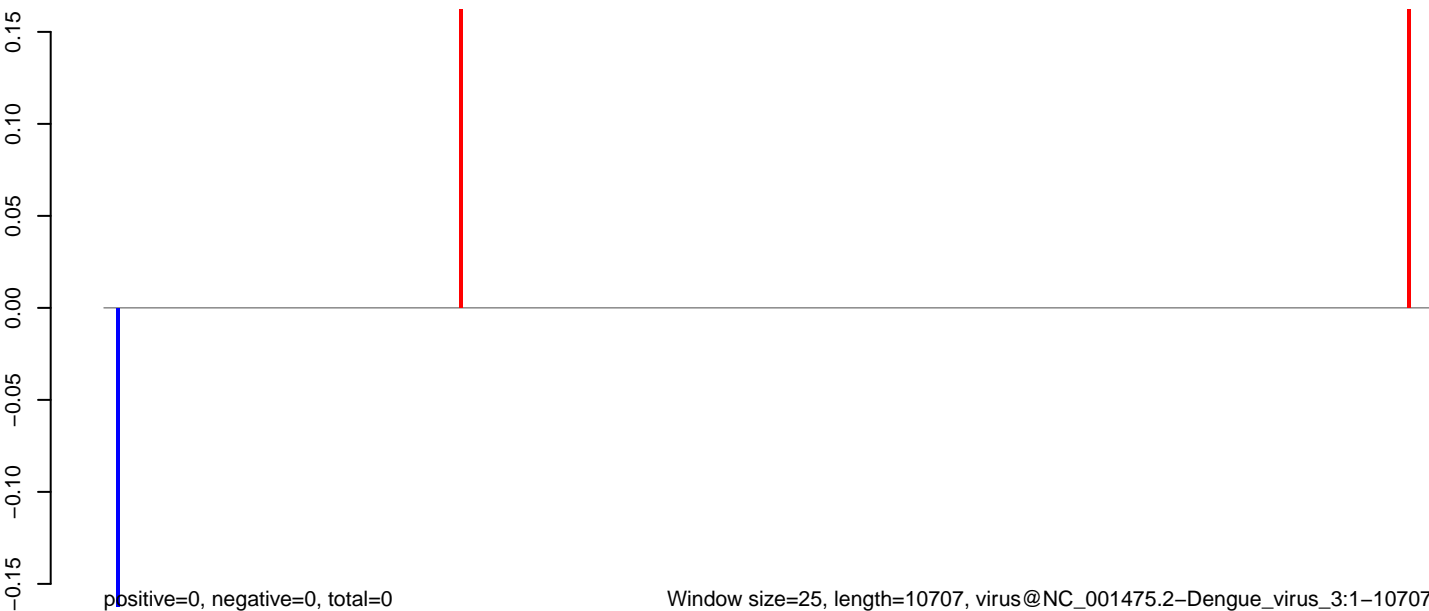
AeAlbo_C636_2dpi_SINV3.18_23.rep



AeAlbo_C636_2dpi_SINV3.24_35.rep




AeAlbo_C636_2dpi_SINV3.rep




AeAlbo_C636_2dpi_SINV3.18_23.rep



AeAlbo_C636_2dpi_SINV3.24_35.rep




AeAlbo_C636_2dpi_SINV3.rep




0 2000 4000 6000 8000 10000

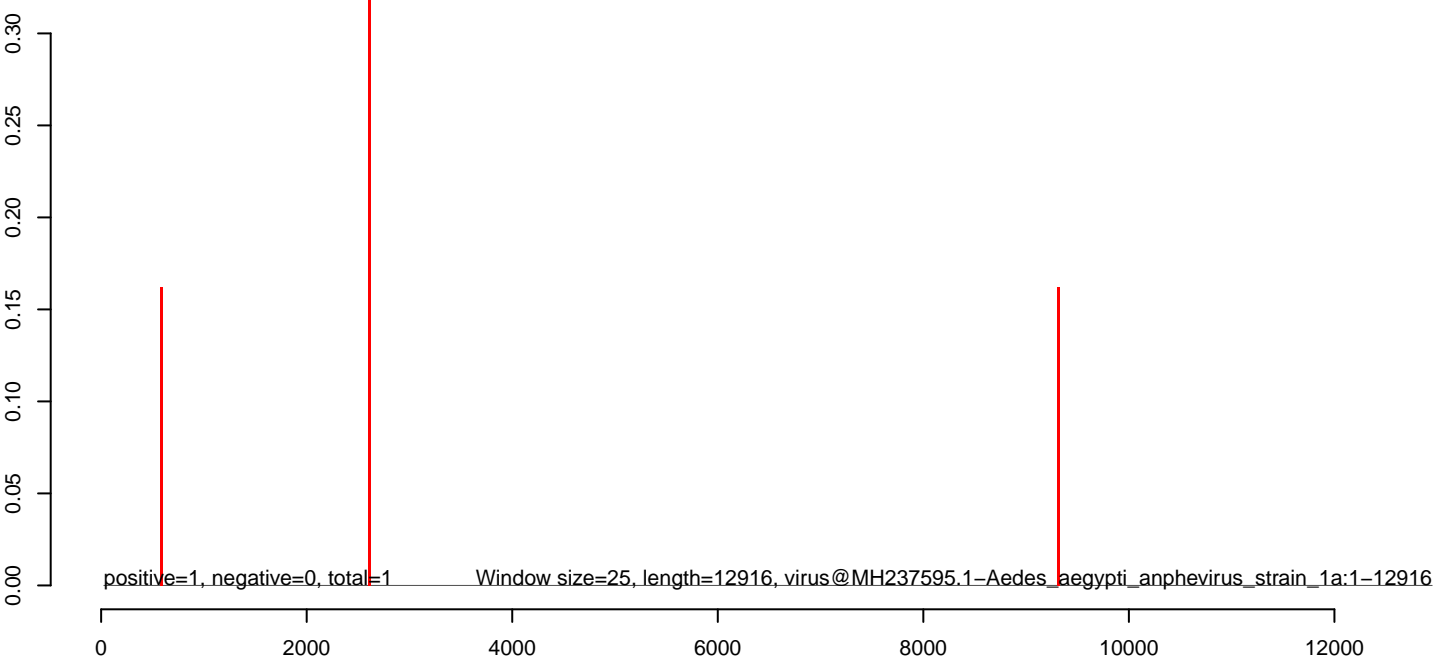
AeAlbo_C636_2dpi_SINV3.18_23.rep



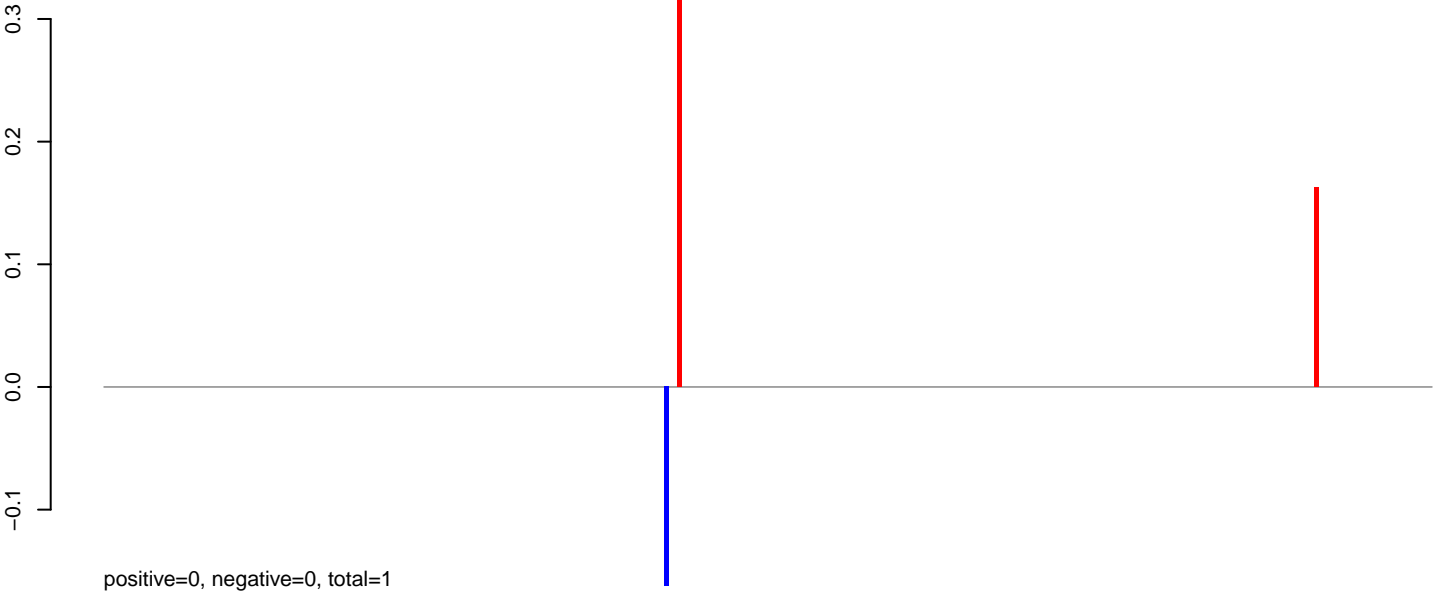
AeAlbo_C636_2dpi_SINV3.24_35.rep




AeAlbo_C636_2dpi_SINV3.rep



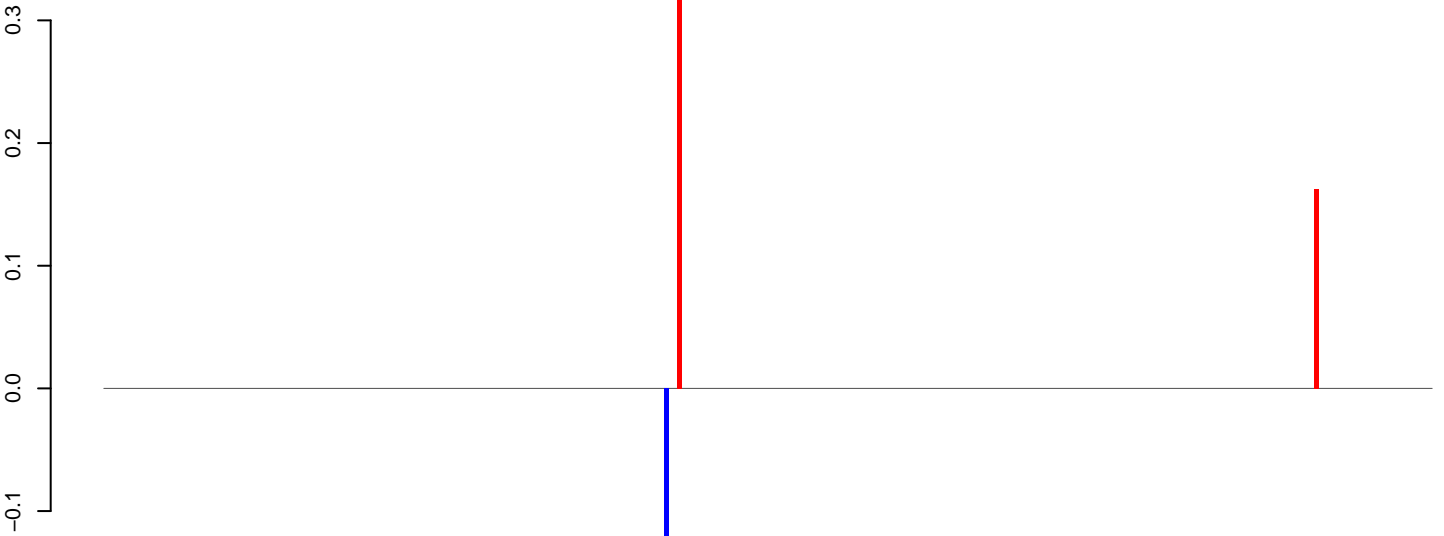
AeAlbo_C636_2dpi_SINV3.18_23.rep




AeAlbo_C636_2dpi_SINV3.24_35.rep




AeAlbo_C636_2dpi_SINV3.rep




Window size=25, length=7347, virus@MF176289.1_Wilkie_qin-like_virus_strain_mos182CP103635_segment_1_2:1-7347



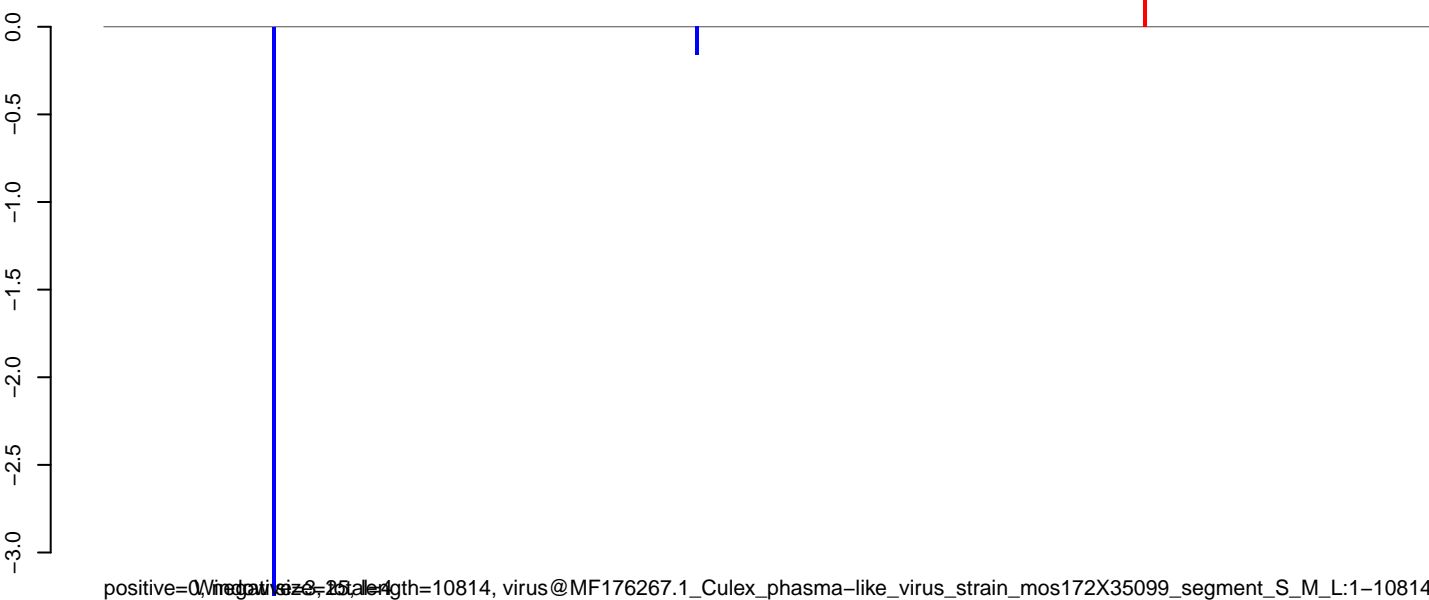
AeAlbo_C636_2dpi_SINV3.18_23.rep




AeAlbo_C636_2dpi_SINV3.24_35.rep




AeAlbo_C636_2dpi_SINV3.rep




total length=10814, virus@MF176267.1_Culex phasma-like virus strain mos172X35099_segment_S_M_L:1-10814



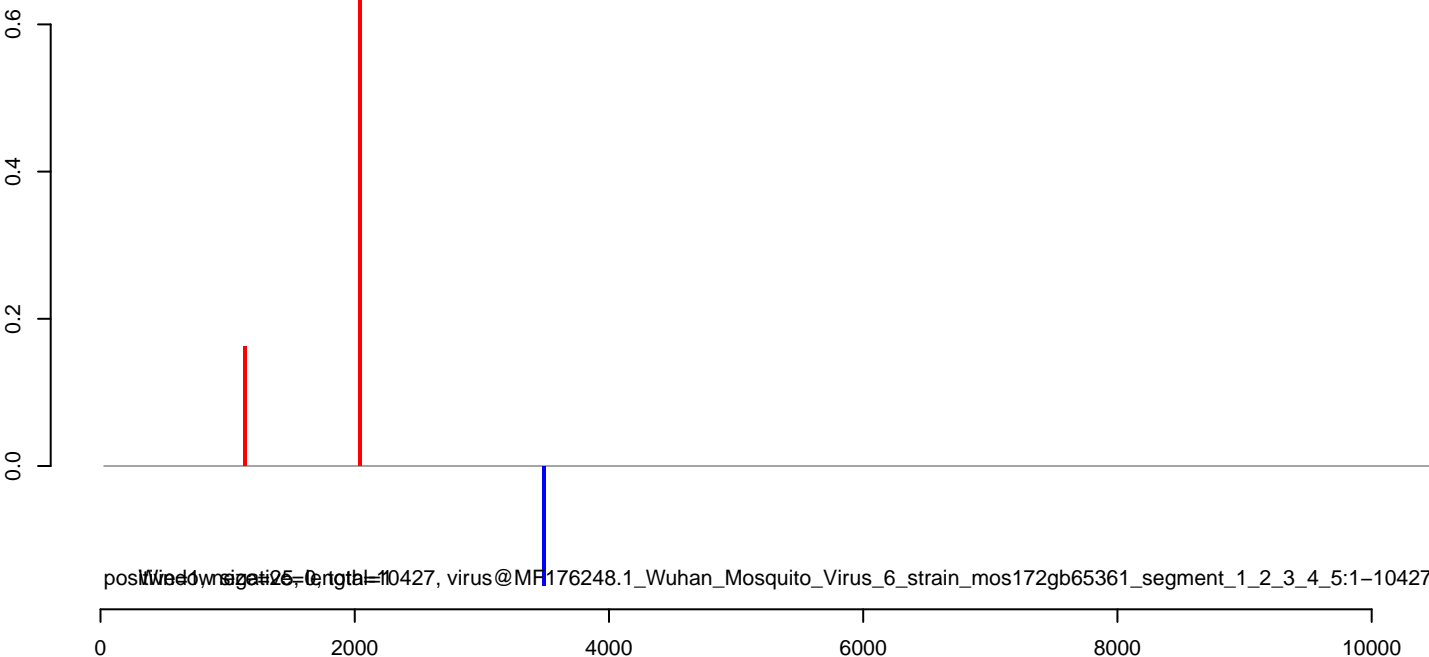
AeAlbo_C636_2dpi_SINV3.18_23.rep



AeAlbo_C636_2dpi_SINV3.24_35.rep




AeAlbo_C636_2dpi_SINV3.rep




pos=1, neg=0, total=1, virus@MF176248.1_Wuhan_Mosquito_Virus_6_strain_mos172gb65361_segment_1_2_3_4_5:1-10427

0 2000 4000 6000 8000 10000


AeAlbo_C636_2dpi_SINV3.18_23.rep



AeAlbo_C636_2dpi_SINV3.24_35.rep




AeAlbo_C636_2dpi_SINV3.rep




0 2000 4000 6000 8000 10000 12000


AeAlbo_C636_2dpi_SINV3.18_23.rep



AeAlbo_C636_2dpi_SINV3.24_35.rep




AeAlbo_C636_2dpi_SINV3.rep




0 2000 4000 6000 8000 10000

AeAlbo_C636_2dpi_SINV3.18_23.rep



AeAlbo_C636_2dpi_SINV3.24_35.rep




AeAlbo_C636_2dpi_SINV3.rep




0 2000 4000 6000 8000 10000


AeAlbo_C636_2dpi_SINV3.18_23.rep



AeAlbo_C636_2dpi_SINV3.24_35.rep




AeAlbo_C636_2dpi_SINV3.rep




AeAlbo_C636_2dpi_SINV3.18_23.rep



AeAlbo_C636_2dpi_SINV3.24_35.rep



AeAlbo_C636_2dpi_SINV3.rep



positive=0, negative=0, total=0, virus@NC_038259.1-Badu_virus_isolate_TS6347_segment_S_plus_segment_M_plus_segment_L:1-12247

0 2000 4000 6000 8000 10000 12000

AeAlbo_C636_2dpi_SINV3.18_23.rep

positive=3, negative=0, total=4

AeAlbo_C636_2dpi_SINV3.24_35.rep


positive=0, negative=0, total=0

AeAlbo_C636_2dpi_SINV3.rep


positive=3, negative=0, total=4 window size=25, length=11503, virus@NC_035132.1_Culex_rhabdo-like_virus_strain_mosWSB71420:1-11503

0 2000 4000 6000 8000 10000 12000

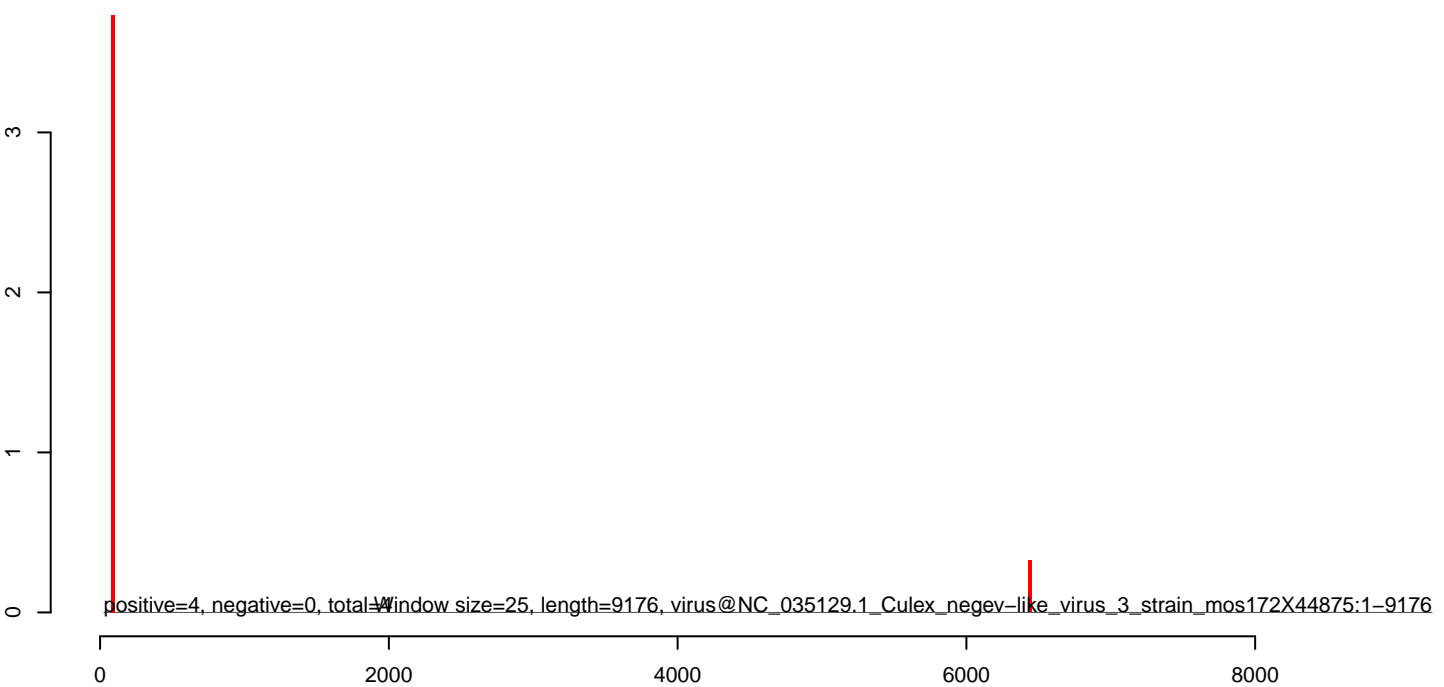
AeAlbo_C636_2dpi_SINV3.18_23.rep




AeAlbo_C636_2dpi_SINV3.24_35.rep




AeAlbo_C636_2dpi_SINV3.rep



AeAlbo_C636_2dpi_SINV3.18_23.rep



AeAlbo_C636_2dpi_SINV3.24_35.rep




AeAlbo_C636_2dpi_SINV3.rep




0 2000 4000 6000 8000 10000


AeAlbo_C636_2dpi_SINV3.18_23.rep



AeAlbo_C636_2dpi_SINV3.24_35.rep



AeAlbo_C636_2dpi_SINV3.rep




size=25, site=10968, vir=0, @ID=C0034539.1-Nkolbisson_virus_nucleoprotein_phosphoprotein_matrix_glycoprotein_and_polymerase_g:1-10968

0 2000 4000 6000 8000 10000

AeAlbo_C636_2dpi_SINV3.18_23.rep



AeAlbo_C636_2dpi_SINV3.24_35.rep




AeAlbo_C636_2dpi_SINV3.rep




w size=25, length=257, use@NC_034448.1-Mosqueiro_virus_nucleoprotein_phosphoprotein_hypothetical_proteins_matrix_glycopro:1-12957

0 2000 4000 6000 8000 10000 12000


AeAlbo_C636_2dpi_SINV3.18_23.rep




AeAlbo_C636_2dpi_SINV3.24_35.rep




AeAlbo_C636_2dpi_SINV3.rep




AeAlbo_C636_2dpi_SINV3.18_23.rep



AeAlbo_C636_2dpi_SINV3.24_35.rep




AeAlbo_C636_2dpi_SINV3.rep




size=25, length=10729, virus=OIE_1031320.1-Yichang_Insect_virus_strain_YCYC01_RNA-dependent_RNA_polymerase_L_G_N_gene:1-10729

0 2000 4000 6000 8000 10000

AeAlbo_C636_2dpi_SINV3.18_23.rep



AeAlbo_C636_2dpi_SINV3.24_35.rep

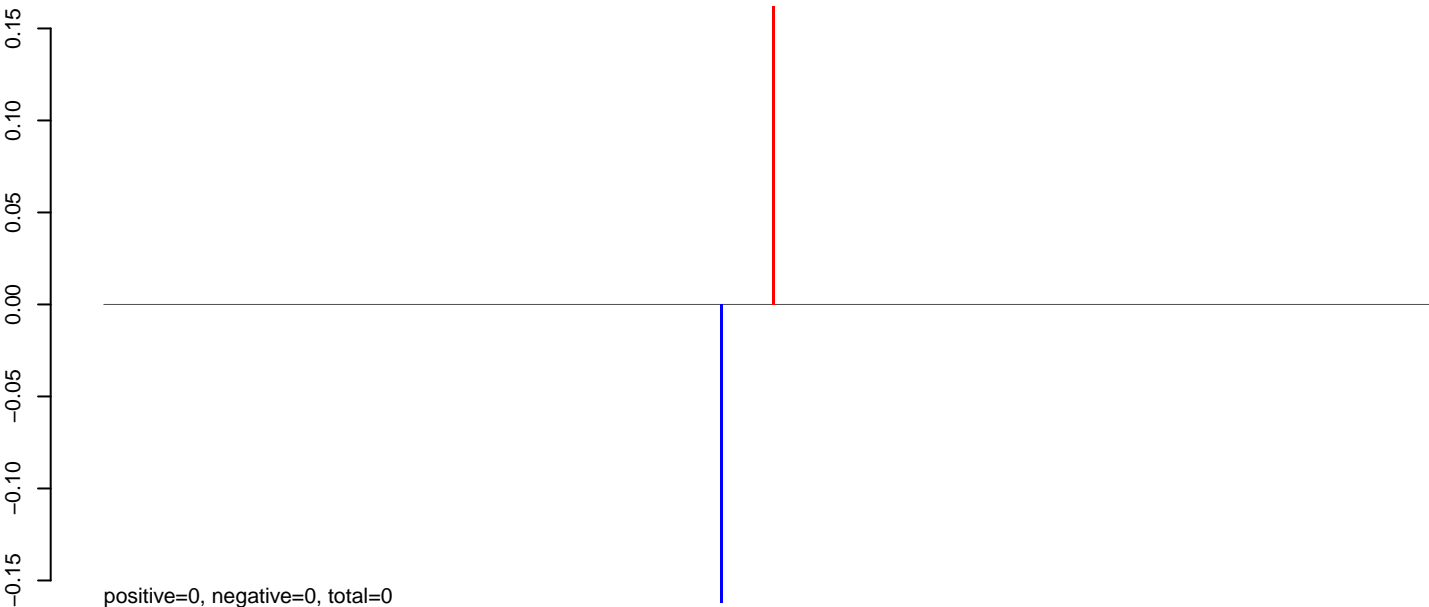


AeAlbo_C636_2dpi_SINV3.rep




0 2000 4000 6000 8000 10000

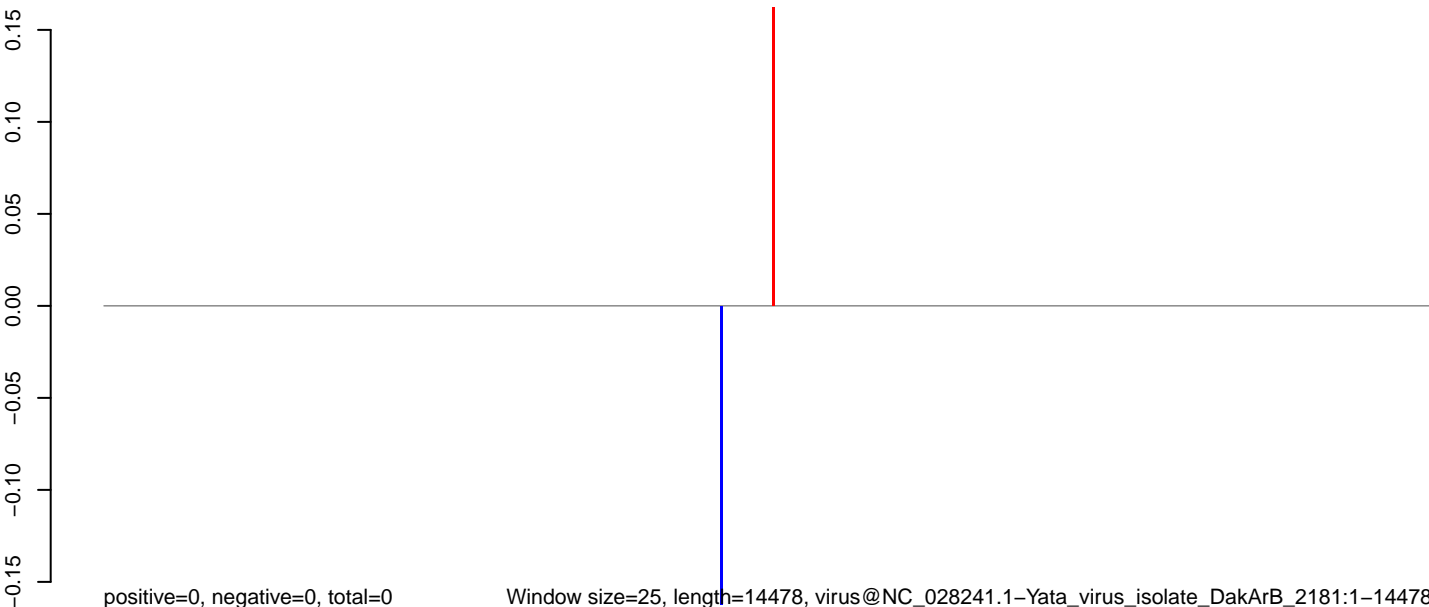
AeAlbo_C636_2dpi_SINV3.18_23.rep




AeAlbo_C636_2dpi_SINV3.24_35.rep




AeAlbo_C636_2dpi_SINV3.rep



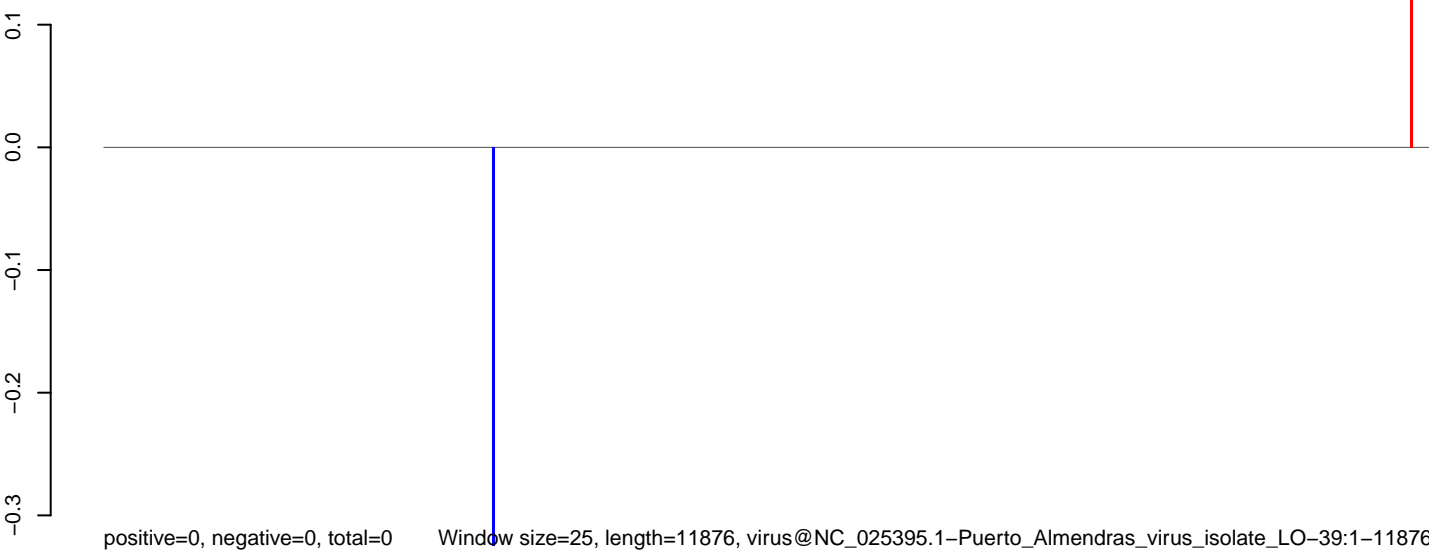
AeAlbo_C636_2dpi_SINV3.18_23.rep



AeAlbo_C636_2dpi_SINV3.24_35.rep

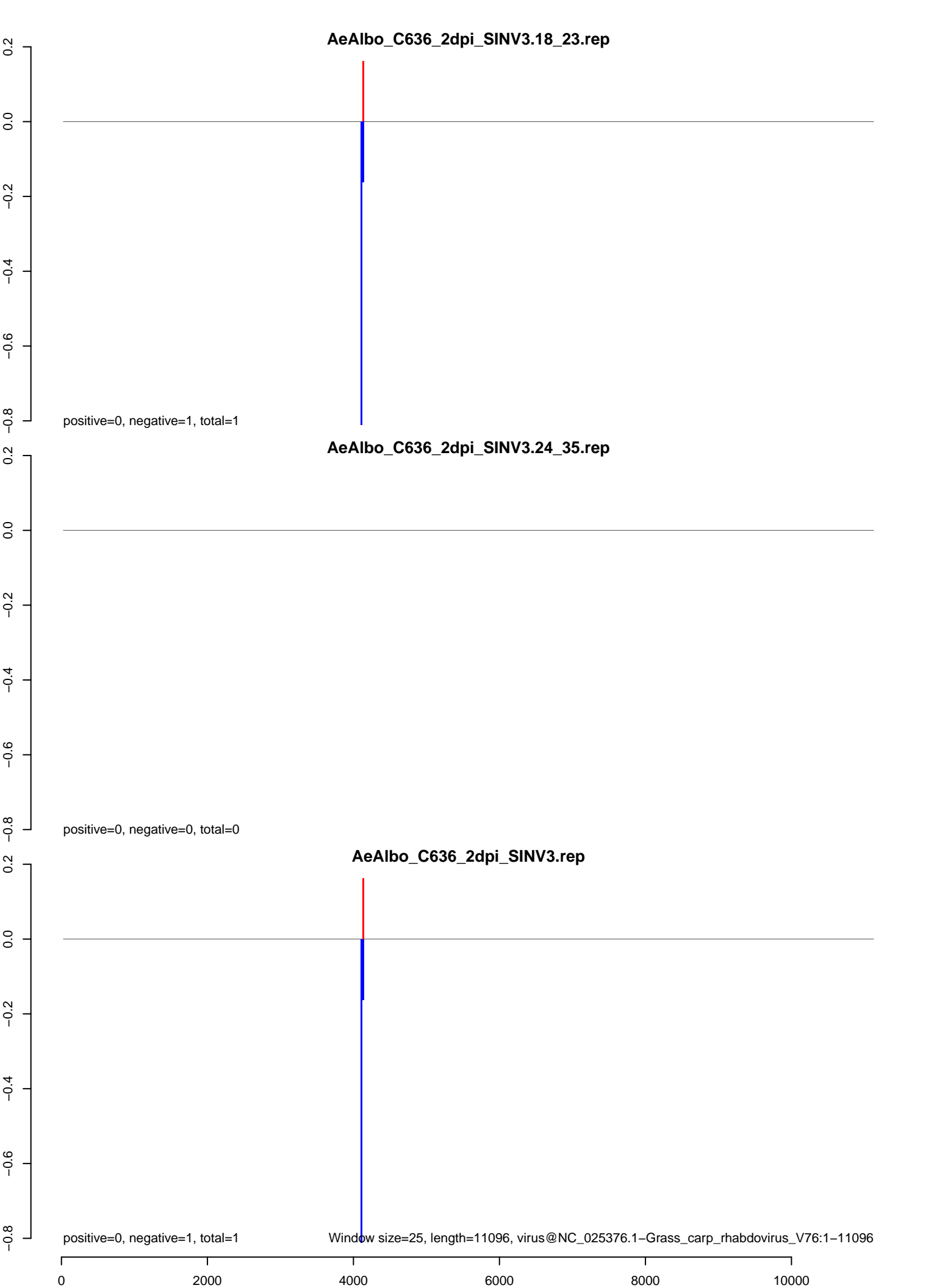


AeAlbo_C636_2dpi_SINV3.rep



Window size=25, length=11876, virus@NC_025395.1-Puerto_Almendras_virus_isolate_LO-39:1-11876


0 2000 4000 6000 8000 10000 12000




AeAlbo_C636_2dpi_SINV3.18_23.rep



AeAlbo_C636_2dpi_SINV3.24_35.rep



AeAlbo_C636_2dpi_SINV3.rep




0 2000 4000 6000 8000 10000

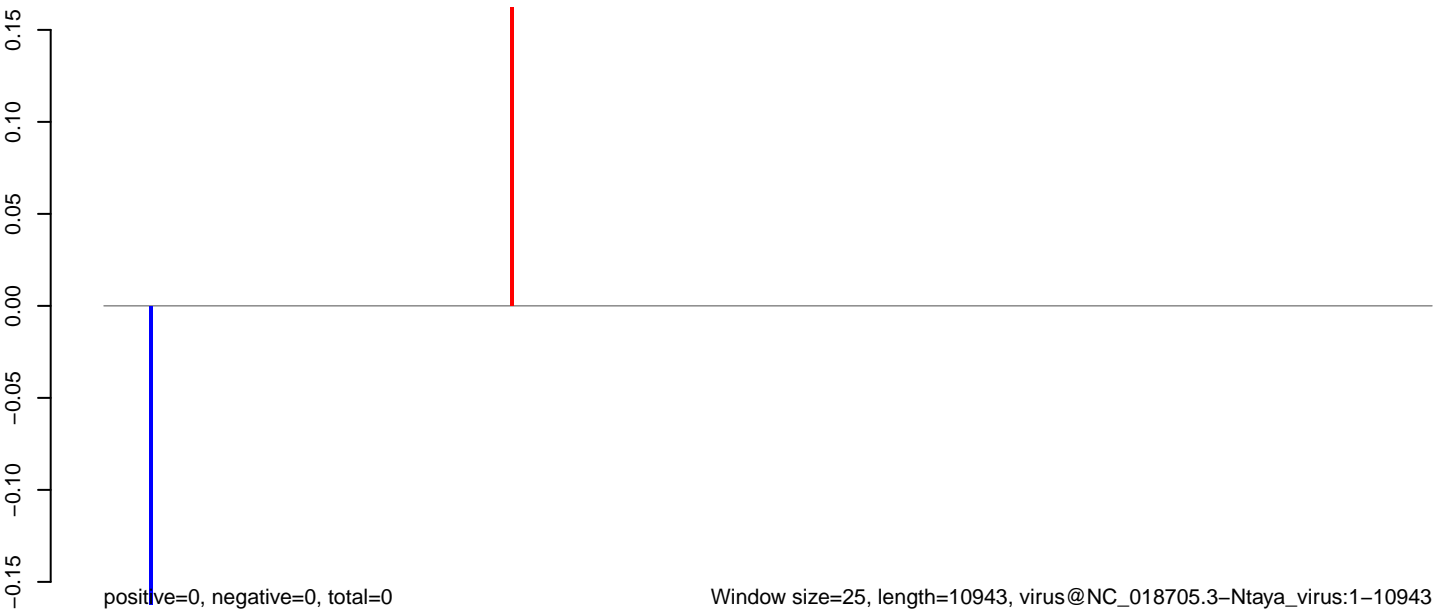
AeAlbo_C636_2dpi_SINV3.18_23.rep




AeAlbo_C636_2dpi_SINV3.24_35.rep




AeAlbo_C636_2dpi_SINV3.rep



AeAlbo_C636_2dpi_SINV3.18_23.rep




AeAlbo_C636_2dpi_SINV3.24_35.rep




AeAlbo_C636_2dpi_SINV3.rep




AeAlbo_C636_2dpi_SINV3.18_23.rep




AeAlbo_C636_2dpi_SINV3.24_35.rep




AeAlbo_C636_2dpi_SINV3.rep




AeAlbo_C636_2dpi_SINV3.18_23.rep



AeAlbo_C636_2dpi_SINV3.24_35.rep



AeAlbo_C636_2dpi_SINV3.rep




length=12390, positive=9, negative=0, total=9 -Drosophila_melanogaster_sigma_virus_AP30_N_P_X_M_G_and_L_genes_genomic_RNA_isolate:1-12390

0 2000 4000 6000 8000 10000 12000

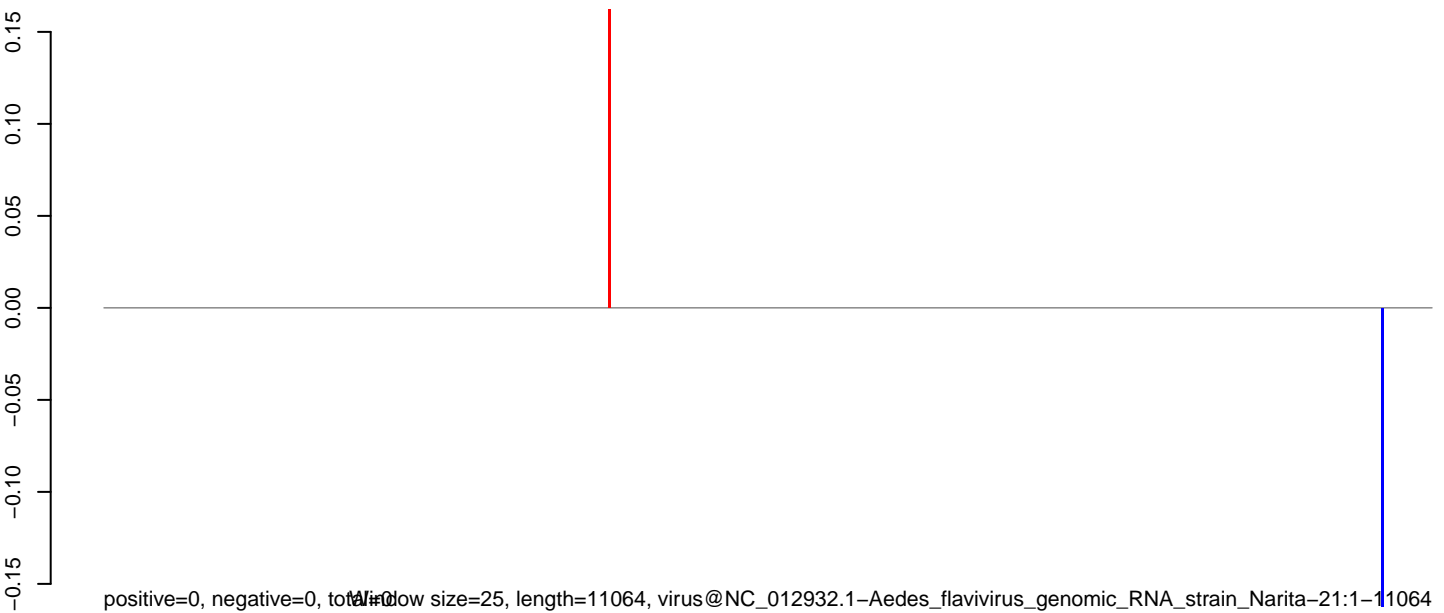
AeAlbo_C636_2dpi_SINV3.18_23.rep




AeAlbo_C636_2dpi_SINV3.24_35.rep




AeAlbo_C636_2dpi_SINV3.rep




Window size=25, length=11064, virus@NC_012932.1-Aedes_flavivirus_genomic_RNA_strain_Narita-21:1-11064



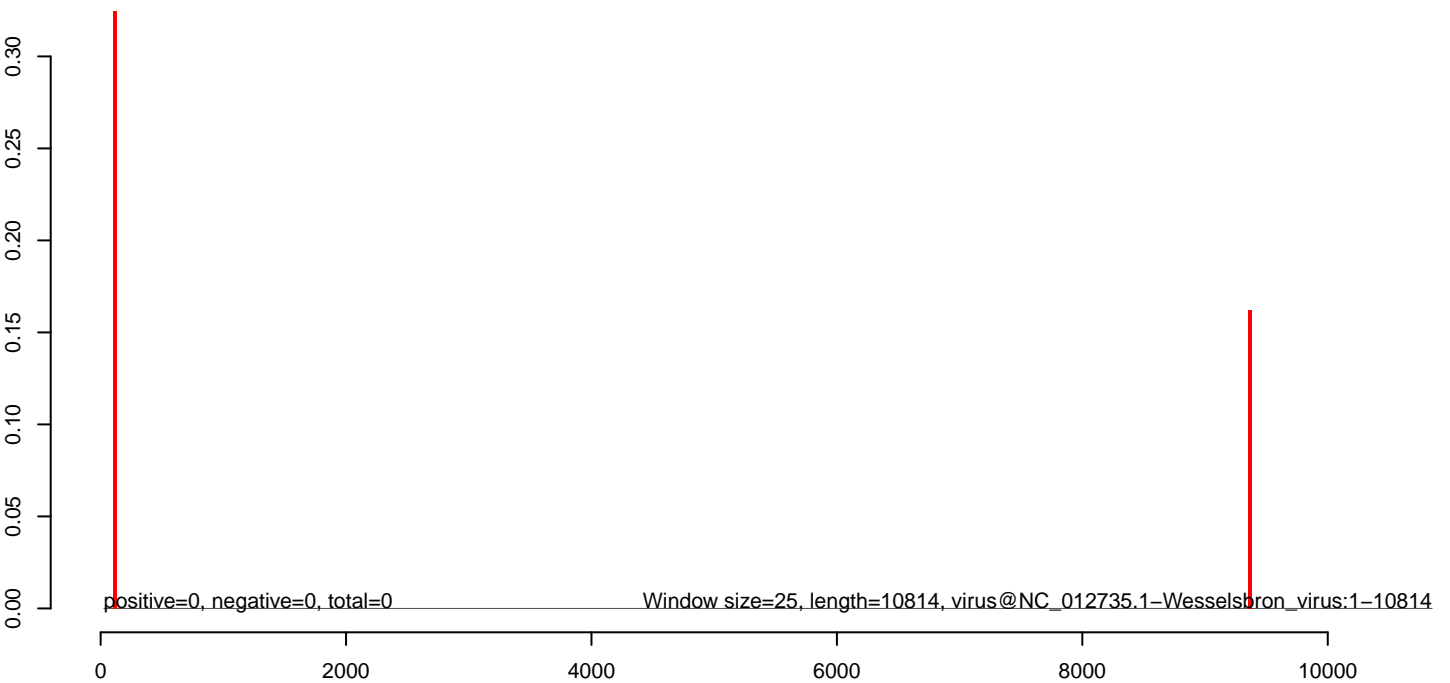
AeAlbo_C636_2dpi_SINV3.18_23.rep




AeAlbo_C636_2dpi_SINV3.24_35.rep




AeAlbo_C636_2dpi_SINV3.rep




AeAlbo_C636_2dpi_SINV3.18_23.rep



AeAlbo_C636_2dpi_SINV3.24_35.rep




AeAlbo_C636_2dpi_SINV3.rep




Window size=25, length=10865, virus@NC_012671.1-Quang_Binh_virus:1-10865

0 2000 4000 6000 8000 10000

AeAlbo_C636_2dpi_SINV3.18_23.rep



AeAlbo_C636_2dpi_SINV3.24_35.rep




AeAlbo_C636_2dpi_SINV3.rep




0 2000 4000 6000 8000 10000

AeAlbo_C636_2dpi_SINV3.18_23.rep



AeAlbo_C636_2dpi_SINV3.24_35.rep



AeAlbo_C636_2dpi_SINV3.rep




Window size=25, length=4139, virus@NC_011317.1-Anopheles_gambiae_densonucleosis_virus:1-4139

0 1000 2000 3000 4000

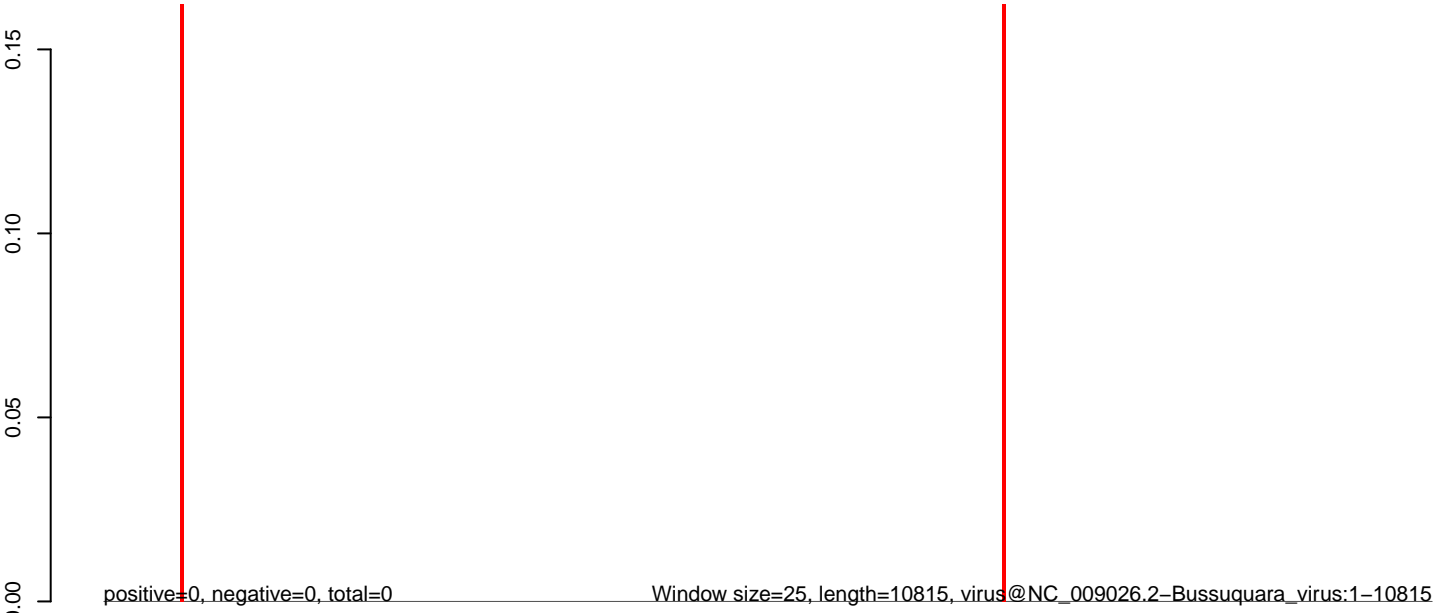
AeAlbo_C636_2dpi_SINV3.18_23.rep



AeAlbo_C636_2dpi_SINV3.24_35.rep




AeAlbo_C636_2dpi_SINV3.rep




0 2000 4000 6000 8000 10000


AeAlbo_C636_2dpi_SINV3.18_23.rep



AeAlbo_C636_2dpi_SINV3.24_35.rep




AeAlbo_C636_2dpi_SINV3.rep




Window size=25, length=12333, virus@NC_007919.3-Nora_virus:1-12333

0 2000 4000 6000 8000 10000 12000

AeAlbo_C636_2dpi_SINV3.18_23.rep



AeAlbo_C636_2dpi_SINV3.24_35.rep




AeAlbo_C636_2dpi_SINV3.rep




0 2000 4000 6000 8000 10000

AeAlbo_C636_2dpi_SINV3.18_23.rep



AeAlbo_C636_2dpi_SINV3.24_35.rep




AeAlbo_C636_2dpi_SINV3.rep




Vindon positive=25, negative=185, total=210 @NC_003924.1-Cricket_paralysis_virus_nonstructural_polyprotein_and_structural_polyprotein_genes:1-9185


AeAlbo_C636_2dpi_SINV3.18_23.rep




AeAlbo_C636_2dpi_SINV3.24_35.rep



AeAlbo_C636_2dpi_SINV3.rep



AeAlbo_C636_2dpi_SINV3.18_23.rep



AeAlbo_C636_2dpi_SINV3.24_35.rep

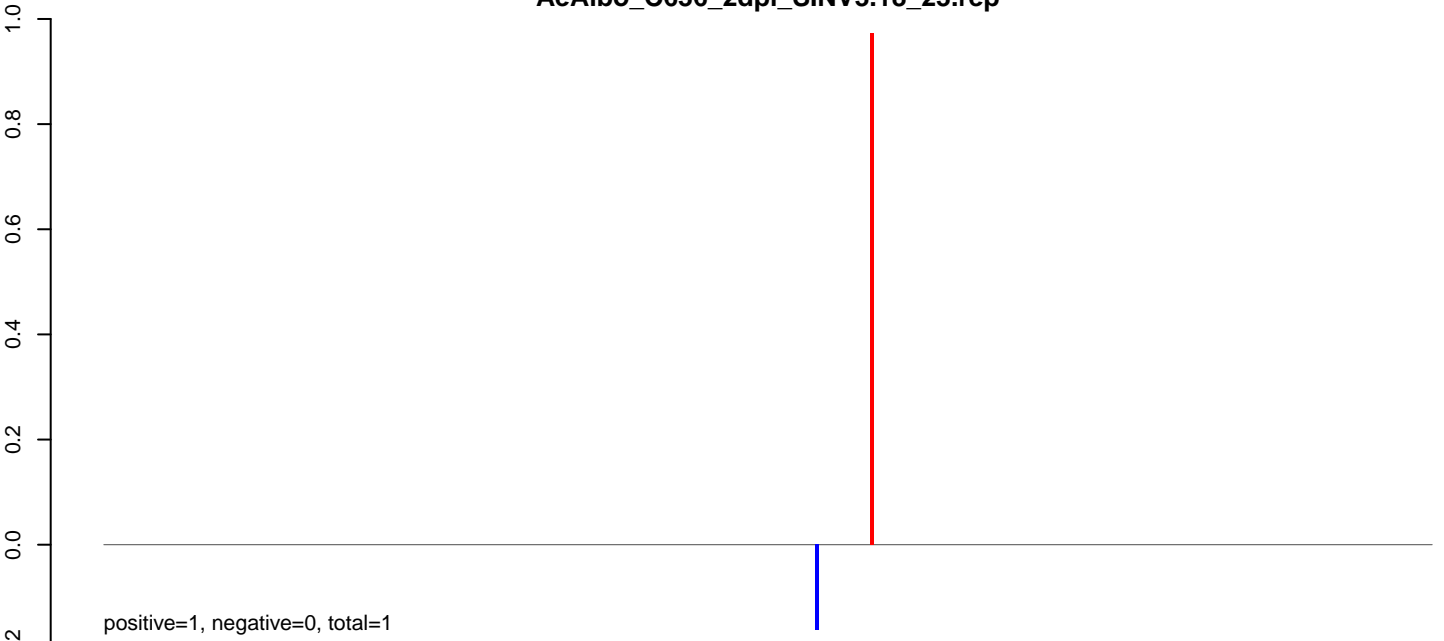


AeAlbo_C636_2dpi_SINV3.rep




0 2000 4000 6000 8000 10000

AeAlbo_C636_2dpi_SINV3.18_23.rep



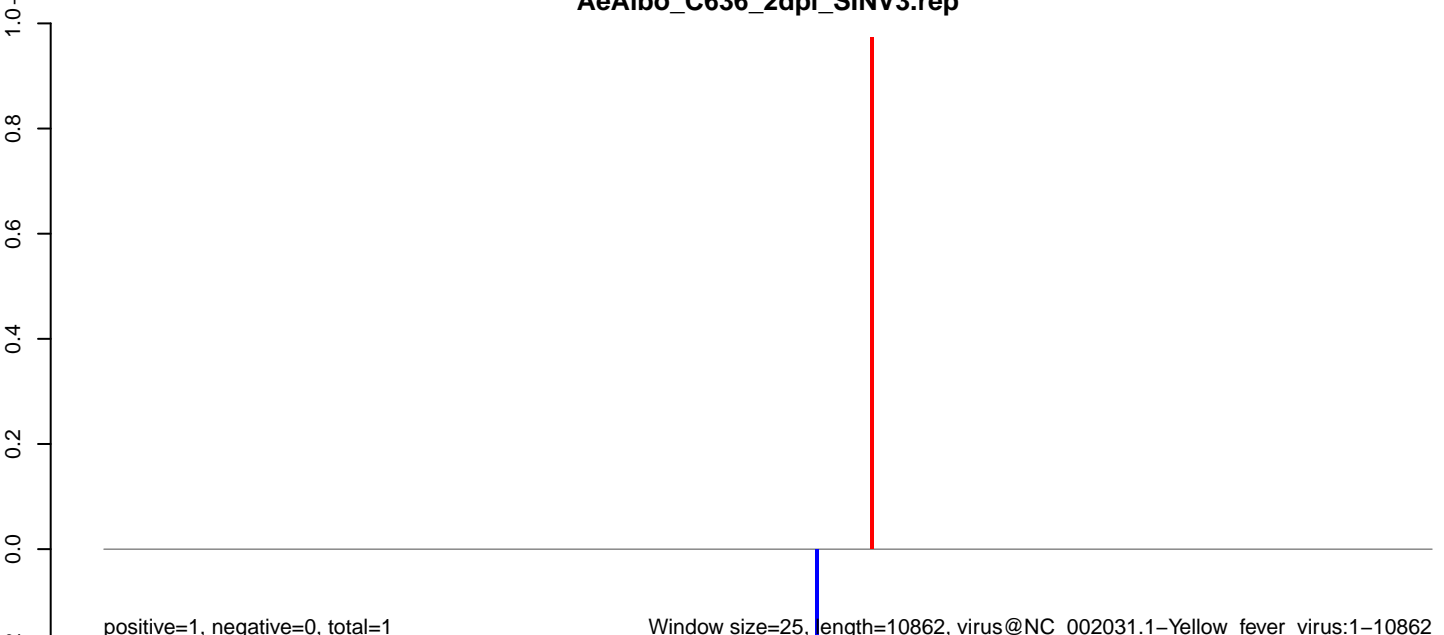
positive=1, negative=0, total=1

AeAlbo_C636_2dpi_SINV3.24_35.rep



positive=0, negative=0, total=0


AeAlbo_C636_2dpi_SINV3.rep




positive=1, negative=0, total=1

Window size=25, length=10862, virus@NC_002031.1-Yellow_fever_virus:1-10862


AeAlbo_C636_2dpi_SINV3.18_23.rep

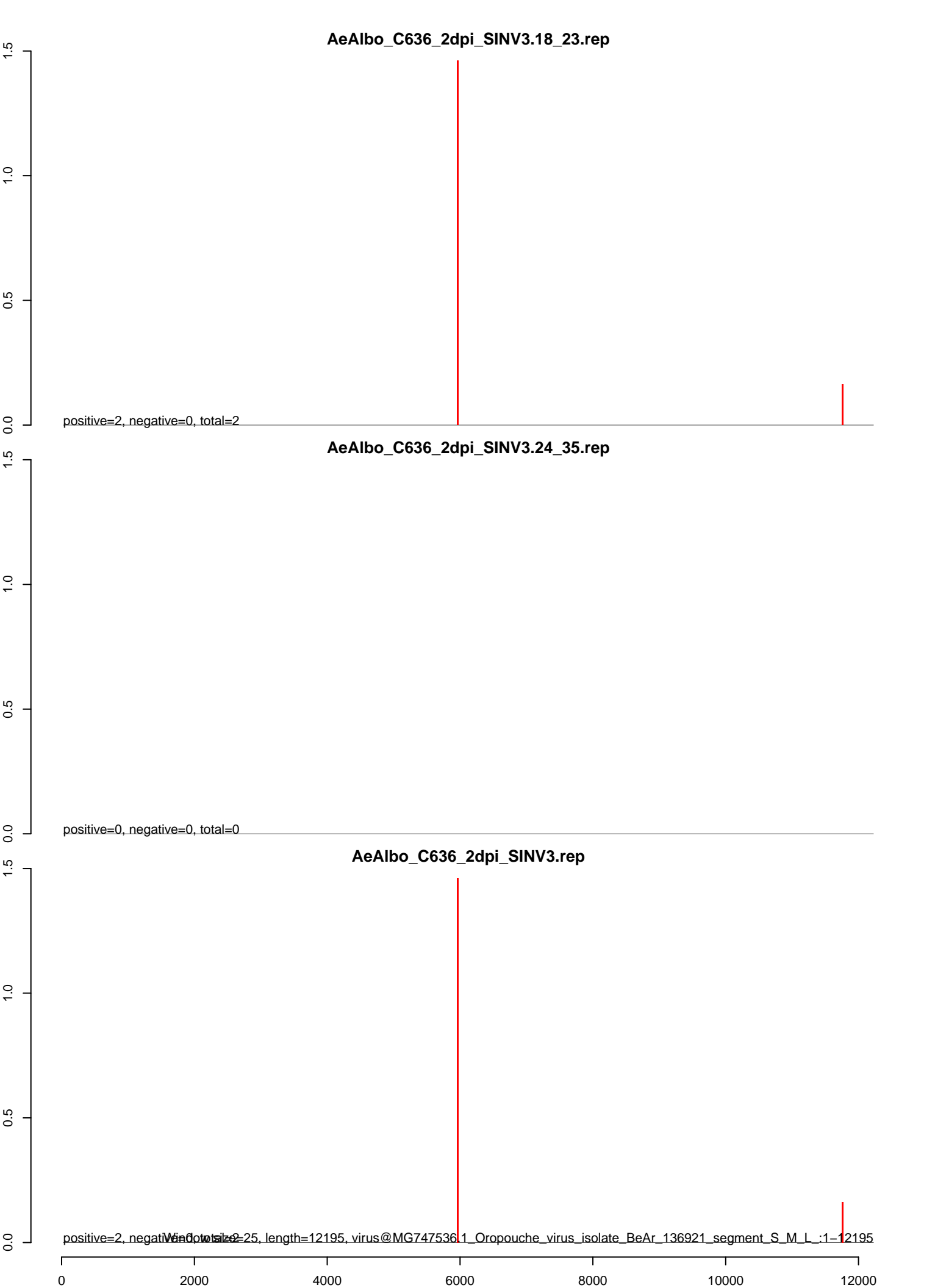


AeAlbo_C636_2dpi_SINV3.24_35.rep




AeAlbo_C636_2dpi_SINV3.rep







AeAlbo_C636_2dpi_SINV3.18_23.rep



AeAlbo_C636_2dpi_SINV3.24_35.rep




AeAlbo_C636_2dpi_SINV3.rep




negative-size=25, length=5982, virus@MF176317.1-Culex_mononega-like_virus_1_strain_mos191X45127_segment_2:1-5982

0 1000 2000 3000 4000 5000 6000


AeAlbo_C636_2dpi_SINV3.18_23.rep



AeAlbo_C636_2dpi_SINV3.24_35.rep




AeAlbo_C636_2dpi_SINV3.rep




ze=25012237 positives@10155804.1-Tataguine_virus_segment_S_plus_segment_M_plus_segment_L_nucleocapsid_protein_gene:1-12237

0 2000 4000 6000 8000 10000 12000

AeAlbo_C636_2dpi_SINV3.18_23.rep



AeAlbo_C636_2dpi_SINV3.24_35.rep



AeAlbo_C636_2dpi_SINV3.rep




Window size=25, length=10749, virus@KX669682.1-Calbertado_virus_isolate_Cal_mos_2_polyprotein_gene:1-10749


AeAlbo_C636_2dpi_SINV3.18_23.rep



AeAlbo_C636_2dpi_SINV3.24_35.rep




AeAlbo_C636_2dpi_SINV3.rep




v size=25, length=1652, total=25 @ 164-2553.1-Gambie_virus_putative_nucleoprotein_putative_small_transmembrane_protein_putative_g:1-11652

0 2000 4000 6000 8000 10000 12000

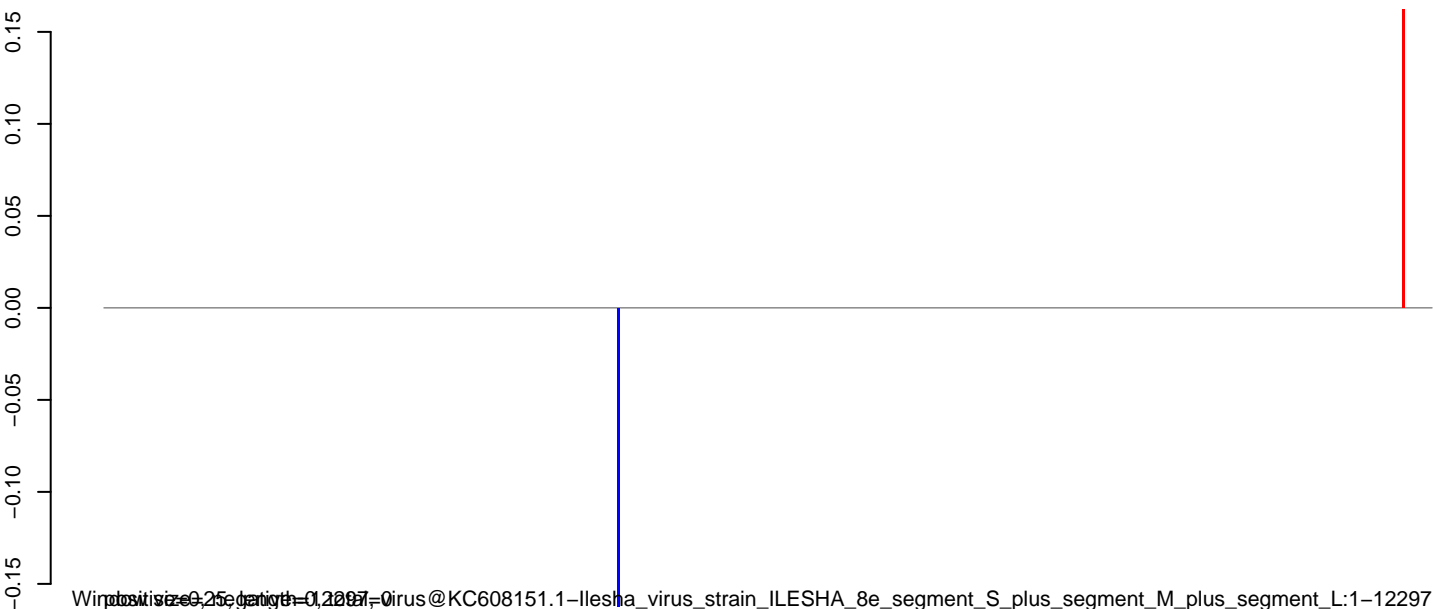
AeAlbo_C636_2dpi_SINV3.18_23.rep



AeAlbo_C636_2dpi_SINV3.24_35.rep




AeAlbo_C636_2dpi_SINV3.rep




W:\positsize_25_gaigh=0_2097=0irus@KC608151.1-Ilesha_virus_strain_Ilesha_8e_segment_S_plus_segment_M_plus_segment_L:1-12297

0 2000 4000 6000 8000 10000 12000

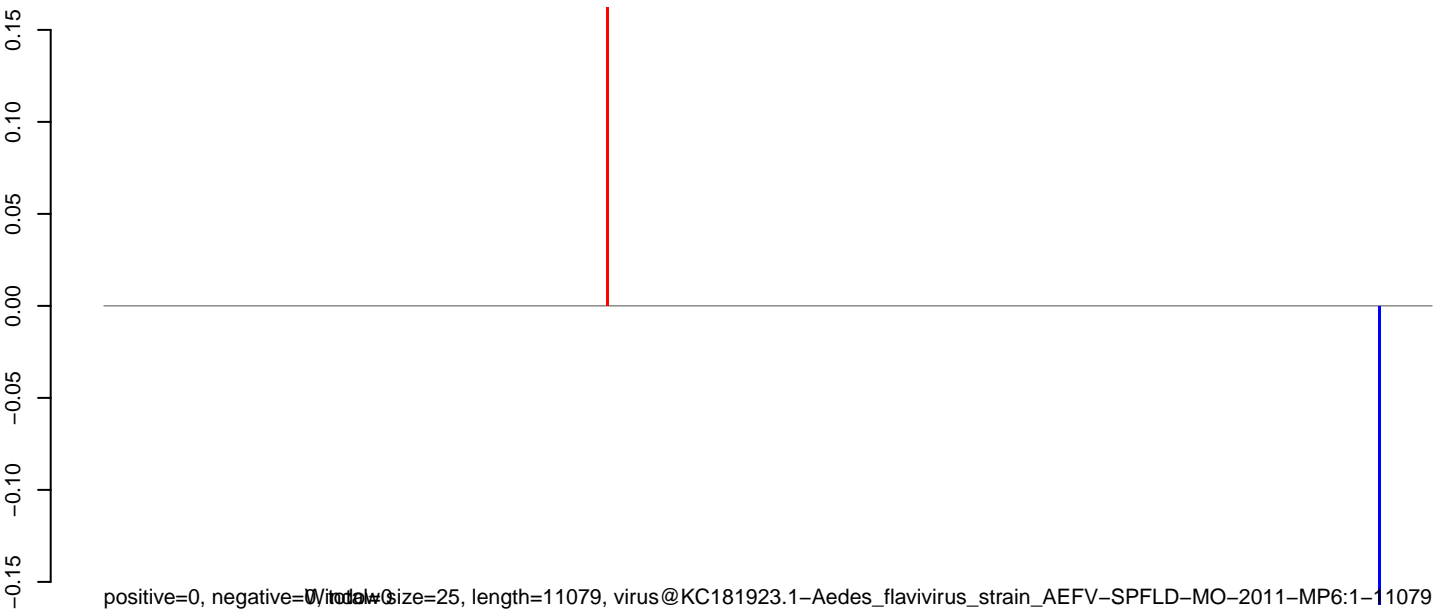
AeAlbo_C636_2dpi_SINV3.18_23.rep



AeAlbo_C636_2dpi_SINV3.24_35.rep




AeAlbo_C636_2dpi_SINV3.rep




Window size=25, length=11079, virus@KC181923.1-Aedes_flavivirus_strain_AEFV-SPFLD-MO-2011-MP6:1-11079

0 2000 4000 6000 8000 10000

AeAlbo_C636_2dpi_SINV3.18_23.rep




AeAlbo_C636_2dpi_SINV3.24_35.rep




AeAlbo_C636_2dpi_SINV3.rep




AeAlbo_C636_2dpi_SINV3.18_23.rep




AeAlbo_C636_2dpi_SINV3.24_35.rep




AeAlbo_C636_2dpi_SINV3.rep




AeAlbo_C636_2dpi_SINV3.18_23.rep



AeAlbo_C636_2dpi_SINV3.24_35.rep




AeAlbo_C636_2dpi_SINV3.rep




0 2000 4000 6000 8000 10000

AeAlbo_C636_2dpi_SINV3.18_23.rep



AeAlbo_C636_2dpi_SINV3.24_35.rep




AeAlbo_C636_2dpi_SINV3.rep




0 5000 10000 15000 20000


AeAlbo_C636_2dpi_SINV3.18_23.rep



AeAlbo_C636_2dpi_SINV3.24_35.rep




AeAlbo_C636_2dpi_SINV3.rep




AeAlbo_C636_2dpi_SINV3.18_23.rep



AeAlbo_C636_2dpi_SINV3.24_35.rep




AeAlbo_C636_2dpi_SINV3.rep



25, length=12096, positive=0, negative=0, total=0
2023.1-Phasi_Charoen-like_virus_isolate_Rio_segment_S_plus_segment_M_plus_segment_L_Nucle:1-12099

0 2000 4000 6000 8000 10000 12000

AeAlbo_C636_2dpi_SINV3.18_23.rep




AeAlbo_C636_2dpi_SINV3.24_35.rep




AeAlbo_C636_2dpi_SINV3.rep




AeAlbo_C636_2dpi_SINV3.18_23.rep




AeAlbo_C636_2dpi_SINV3.24_35.rep




AeAlbo_C636_2dpi_SINV3.rep




AeAlbo_C636_2dpi_SINV3.18_23.rep




AeAlbo_C636_2dpi_SINV3.24_35.rep




AeAlbo_C636_2dpi_SINV3.rep




AeAlbo_C636_2dpi_SINV3.18_23.rep



AeAlbo_C636_2dpi_SINV3.24_35.rep




AeAlbo_C636_2dpi_SINV3.rep




row size=25, col=1, the 1st 189, 0, total=0 NC_034543.1-Ord_River_virus_nucleoprotein_hypothetical_protein_phosphoprotein_hypothetical_pro:1-13189

0 2000 4000 6000 8000 10000 12000


AeAlbo_C636_2dpi_SINV3.18_23.rep




AeAlbo_C636_2dpi_SINV3.24_35.rep




AeAlbo_C636_2dpi_SINV3.rep




AeAlbo_C636_2dpi_SINV3.18_23.rep




AeAlbo_C636_2dpi_SINV3.24_35.rep




AeAlbo_C636_2dpi_SINV3.rep



AeAlbo_C636_2dpi_SINV3.18_23.rep



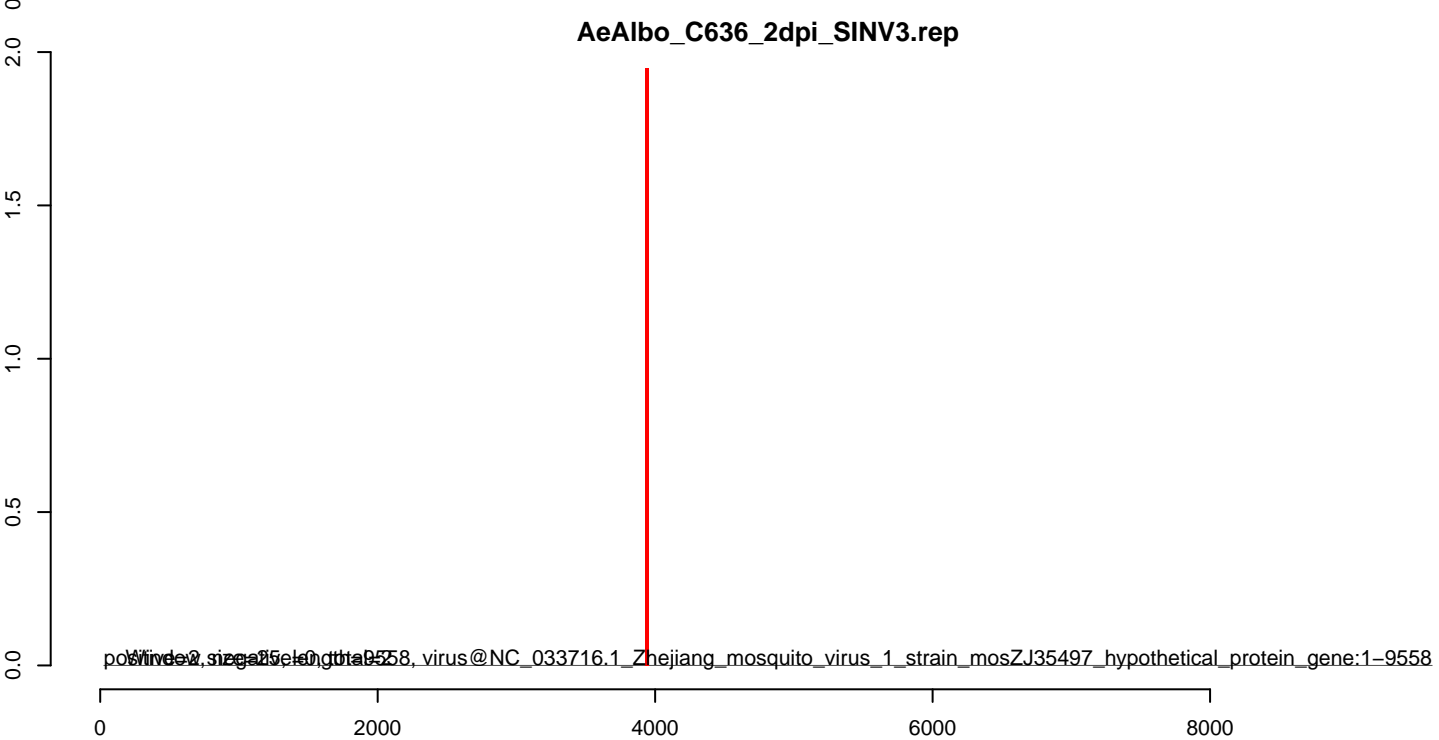


AeAlbo_C636_2dpi_SINV3.24_35.rep




AeAlbo_C636_2dpi_SINV3.rep




Window size=25, length=10266, virus@NC_033721.1-Meaban_virus_from_France_polyprotein_gene:1-10266



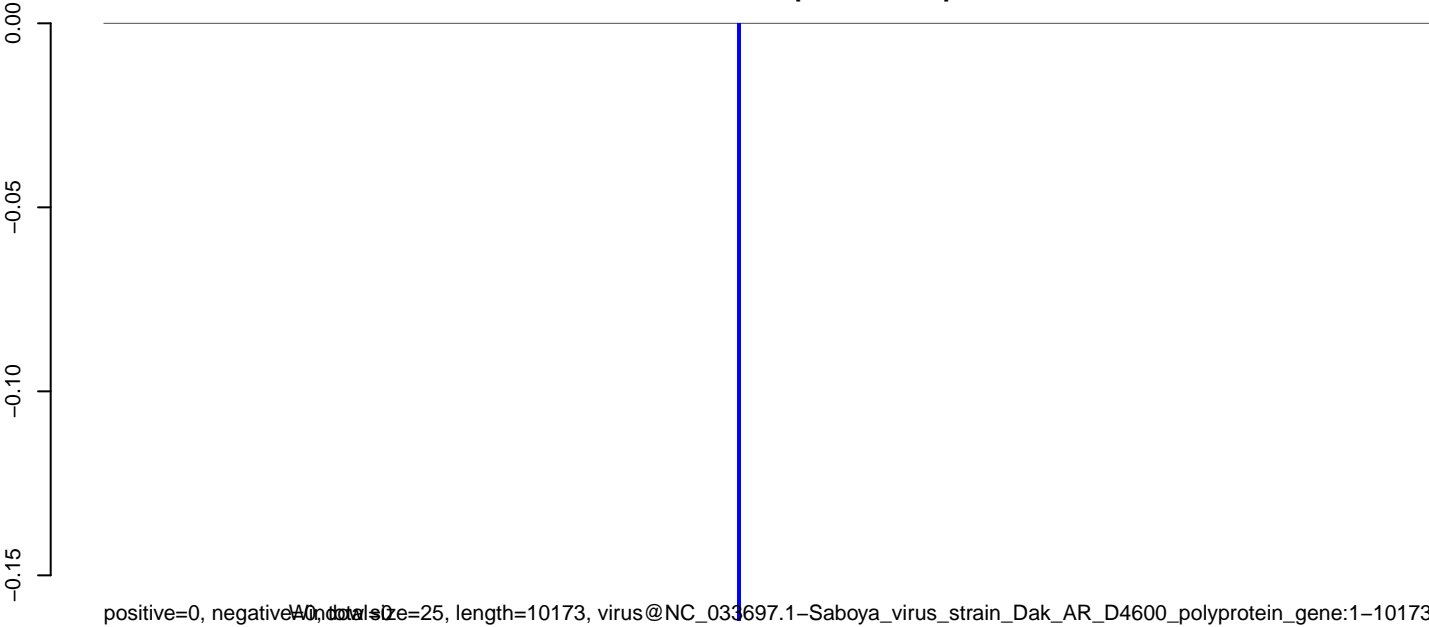
AeAlbo_C636_2dpi_SINV3.18_23.rep



AeAlbo_C636_2dpi_SINV3.24_35.rep




AeAlbo_C636_2dpi_SINV3.rep




0 2000 4000 6000 8000 10000


AeAlbo_C636_2dpi_SINV3.18_23.rep




AeAlbo_C636_2dpi_SINV3.24_35.rep




AeAlbo_C636_2dpi_SINV3.rep




AeAlbo_C636_2dpi_SINV3.18_23.rep



AeAlbo_C636_2dpi_SINV3.24_35.rep




AeAlbo_C636_2dpi_SINV3.rep




total=0, window size=25, length=10206, virus@NC_030289.1-Edge_Hill_virus_strain_YMP_48_polyprotein_gene:1-10206

0 2000 4000 6000 8000 10000


AeAlbo_C636_2dpi_SINV3.18_23.rep




AeAlbo_C636_2dpi_SINV3.24_35.rep




AeAlbo_C636_2dpi_SINV3.rep



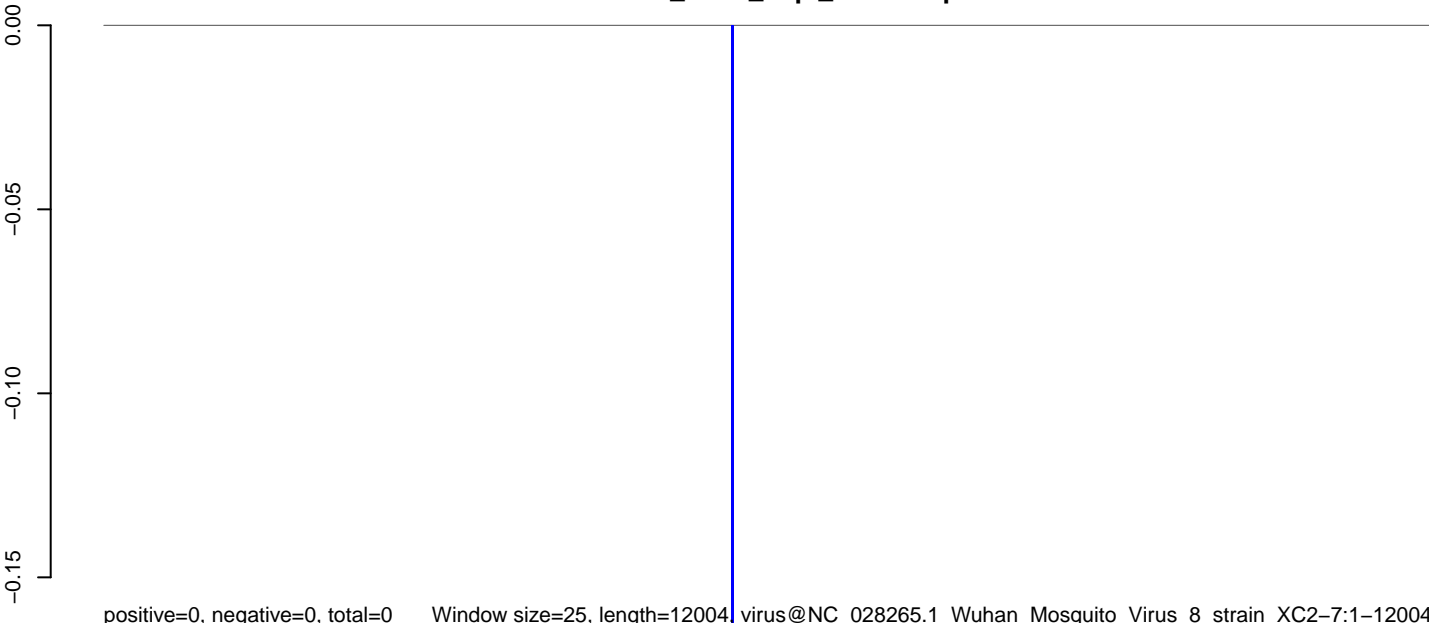
AeAlbo_C636_2dpi_SINV3.18_23.rep



AeAlbo_C636_2dpi_SINV3.24_35.rep



AeAlbo_C636_2dpi_SINV3.rep



Window size=25, length=12004, virus@NC_028265.1_Wuhan_Mosquito_Virus_8_strain_XC2-7:1-12004

0 2000 4000 6000 8000 10000 12000

AeAlbo_C636_2dpi_SINV3.18_23.rep



AeAlbo_C636_2dpi_SINV3.24_35.rep




AeAlbo_C636_2dpi_SINV3.rep




Window size=25, length=10893, virus@NC_027817.1-Parramatta_River_virus_isolate_92-B115745:1-10893

0 2000 4000 6000 8000 10000


AeAlbo_C636_2dpi_SINV3.18_23.rep



AeAlbo_C636_2dpi_SINV3.24_35.rep




AeAlbo_C636_2dpi_SINV3.rep




Window size=25, length=11097, virus@NC_025356.1-Pike_fry_rhabdovirus_isolate_F4:1-11097

0 2000 4000 6000 8000 10000


AeAlbo_C636_2dpi_SINV3.18_23.rep




AeAlbo_C636_2dpi_SINV3.24_35.rep




AeAlbo_C636_2dpi_SINV3.rep




AeAlbo_C636_2dpi_SINV3.18_23.rep




AeAlbo_C636_2dpi_SINV3.24_35.rep



AeAlbo_C636_2dpi_SINV3.rep




AeAlbo_C636_2dpi_SINV3.18_23.rep



AeAlbo_C636_2dpi_SINV3.24_35.rep




AeAlbo_C636_2dpi_SINV3.rep




Window size=25, length=4806, virus@NC_012958.1-Drosophila_A_virus:1-4806

0 1000 2000 3000 4000 5000


AeAlbo_C636_2dpi_SINV3.18_23.rep



AeAlbo_C636_2dpi_SINV3.24_35.rep




AeAlbo_C636_2dpi_SINV3.rep




0 1000 2000 3000


AeAlbo_C636_2dpi_SINV3.18_23.rep



AeAlbo_C636_2dpi_SINV3.24_35.rep




AeAlbo_C636_2dpi_SINV3.rep




Window size=25, length=10874, virus@NC_009029.2-Kokobera_virus:1-10874

0 2000 4000 6000 8000 10000


AeAlbo_C636_2dpi_SINV3.18_23.rep




AeAlbo_C636_2dpi_SINV3.24_35.rep




AeAlbo_C636_2dpi_SINV3.rep




AeAlbo_C636_2dpi_SINV3.18_23.rep



AeAlbo_C636_2dpi_SINV3.24_35.rep




AeAlbo_C636_2dpi_SINV3.rep




0 2000 4000 6000 8000 10000

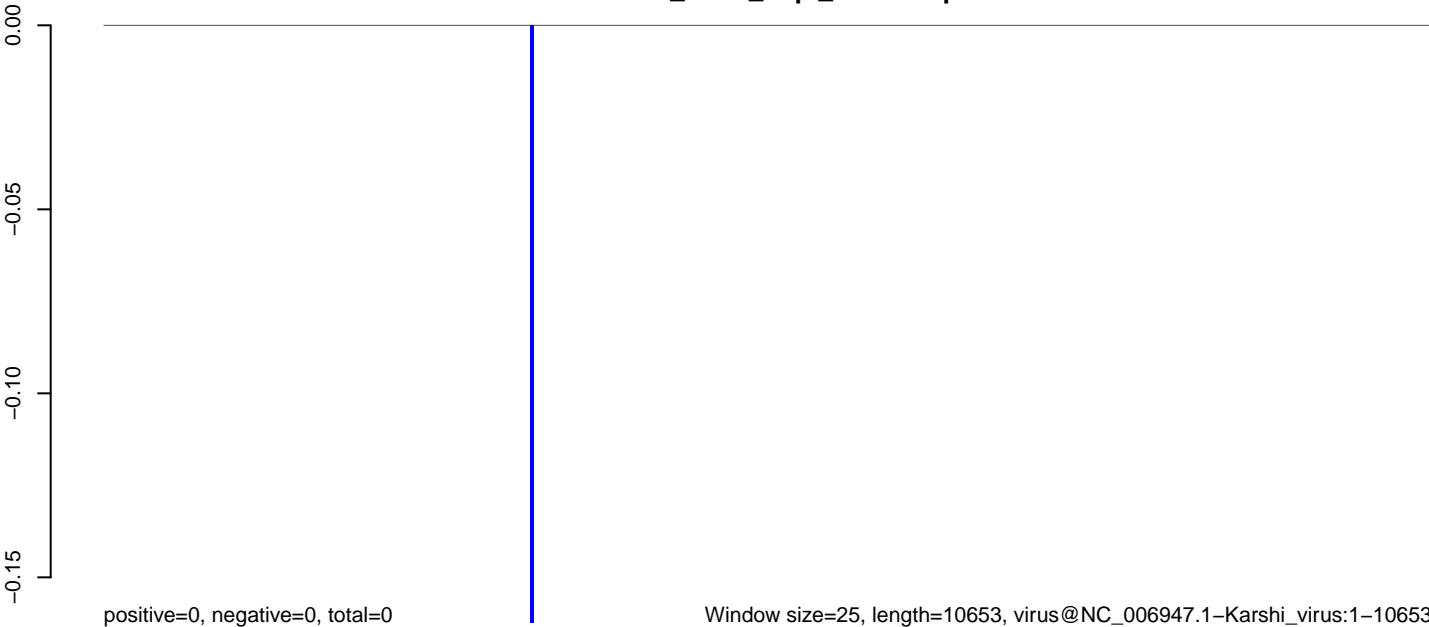
AeAlbo_C636_2dpi_SINV3.18_23.rep




AeAlbo_C636_2dpi_SINV3.24_35.rep




AeAlbo_C636_2dpi_SINV3.rep



AeAlbo_C636_2dpi_SINV3.18_23.rep




AeAlbo_C636_2dpi_SINV3.24_35.rep




AeAlbo_C636_2dpi_SINV3.rep




AeAlbo_C636_2dpi_SINV3.18_23.rep




AeAlbo_C636_2dpi_SINV3.24_35.rep




AeAlbo_C636_2dpi_SINV3.rep




AeAlbo_C636_2dpi_SINV3.18_23.rep



AeAlbo_C636_2dpi_SINV3.24_35.rep




AeAlbo_C636_2dpi_SINV3.rep




0 1000 2000 3000 4000


AeAlbo_C636_2dpi_SINV3.18_23.rep




AeAlbo_C636_2dpi_SINV3.24_35.rep




AeAlbo_C636_2dpi_SINV3.rep




AeAlbo_C636_2dpi_SINV3.18_23.rep




AeAlbo_C636_2dpi_SINV3.24_35.rep




AeAlbo_C636_2dpi_SINV3.rep




AeAlbo_C636_2dpi_SINV3.18_23.rep




AeAlbo_C636_2dpi_SINV3.24_35.rep




AeAlbo_C636_2dpi_SINV3.rep




AeAlbo_C636_2dpi_SINV3.18_23.rep




AeAlbo_C636_2dpi_SINV3.24_35.rep




AeAlbo_C636_2dpi_SINV3.rep



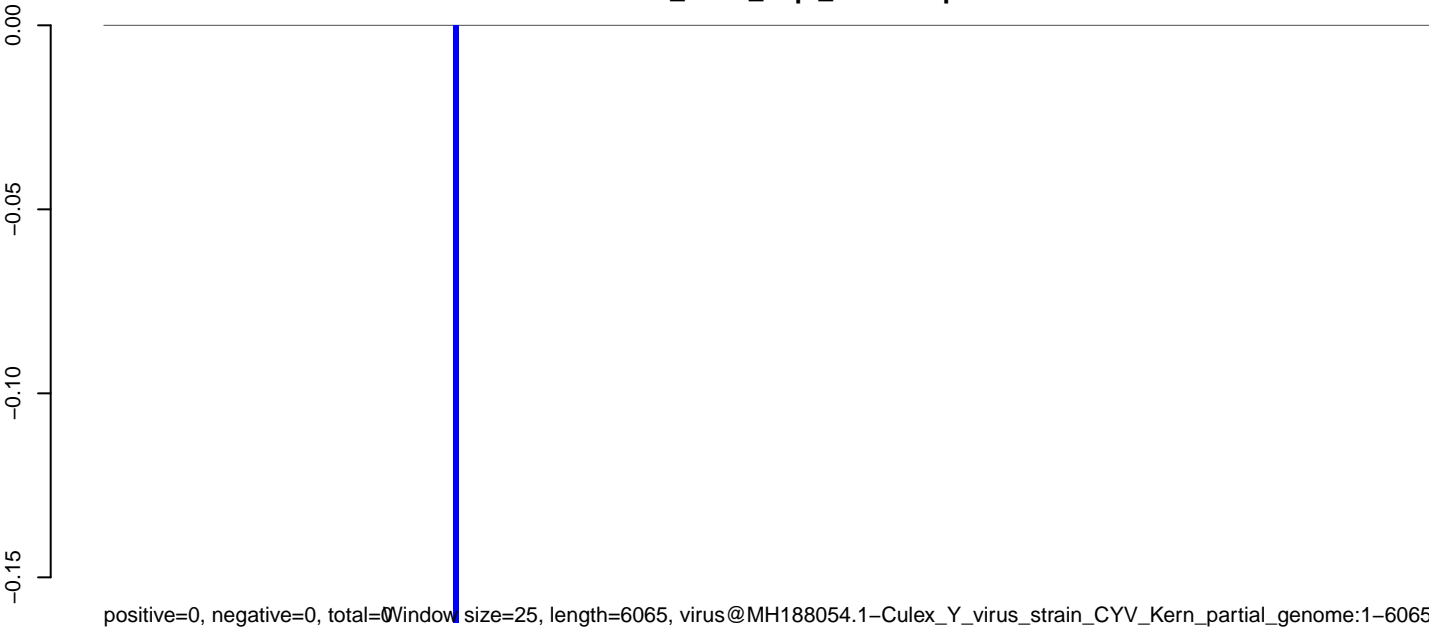
AeAlbo_C636_2dpi_SINV3.18_23.rep




AeAlbo_C636_2dpi_SINV3.24_35.rep




AeAlbo_C636_2dpi_SINV3.rep




AeAlbo_C636_2dpi_SINV3.18_23.rep




AeAlbo_C636_2dpi_SINV3.24_35.rep




AeAlbo_C636_2dpi_SINV3.rep



AeAlbo_C636_2dpi_SINV3.18_23.rep



AeAlbo_C636_2dpi_SINV3.24_35.rep




AeAlbo_C636_2dpi_SINV3.rep




0 1000 2000 3000 4000


AeAlbo_C636_2dpi_SINV3.18_23.rep




AeAlbo_C636_2dpi_SINV3.24_35.rep




AeAlbo_C636_2dpi_SINV3.rep



AeAlbo_C636_2dpi_SINV3.18_23.rep



AeAlbo_C636_2dpi_SINV3.24_35.rep



AeAlbo_C636_2dpi_SINV3.rep



positive=0, negative=0, total=0 Window size=25, length=3978, virus@M37899.1-Aedes_aegypti_densovirus_1_genomic_sequence:1-3978

0 1000 2000 3000 4000

AeAlbo_C636_2dpi_SINV3.18_23.rep

positive=0, negative=0, total=0

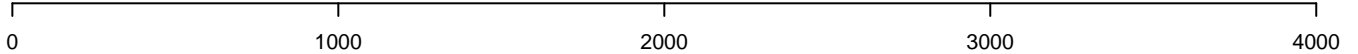
AeAlbo_C636_2dpi_SINV3.24_35.rep

positive=0, negative=0, total=0


AeAlbo_C636_2dpi_SINV3.rep

positive=0, negative=0, total=0


Window size=25, length=4073, virus@KX603698.1-Aedes_albopictus_densovirus_5_strain_GZ05:1-4073




AeAlbo_C636_2dpi_SINV3.18_23.rep




AeAlbo_C636_2dpi_SINV3.24_35.rep




AeAlbo_C636_2dpi_SINV3.rep



AeAlbo_C636_2dpi_SINV3.18_23.rep



AeAlbo_C636_2dpi_SINV3.24_35.rep




AeAlbo_C636_2dpi_SINV3.rep




0 1000 2000 3000 4000
1.1-Humaita-Tubiaca virus isolate_Rio_segment_RNA-dependent_RNA_polymerase_replicase:1-4402

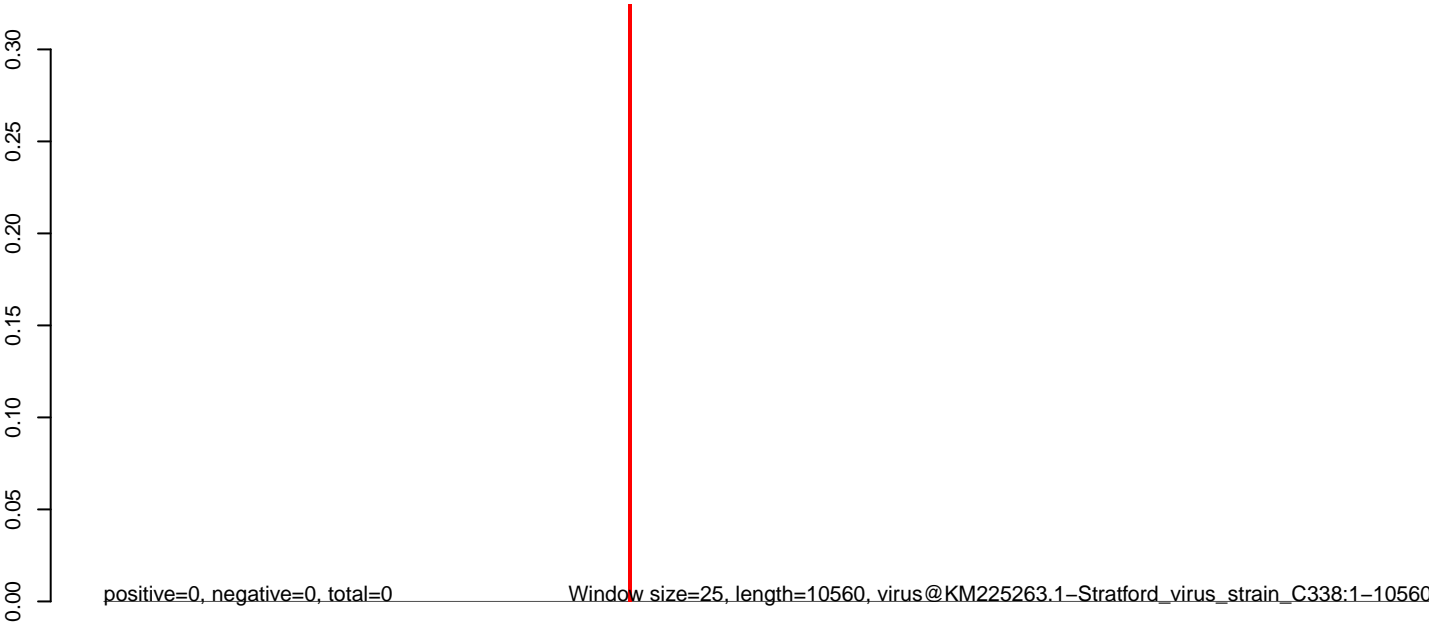
AeAlbo_C636_2dpi_SINV3.18_23.rep



AeAlbo_C636_2dpi_SINV3.24_35.rep




AeAlbo_C636_2dpi_SINV3.rep




0 2000 4000 6000 8000 10000

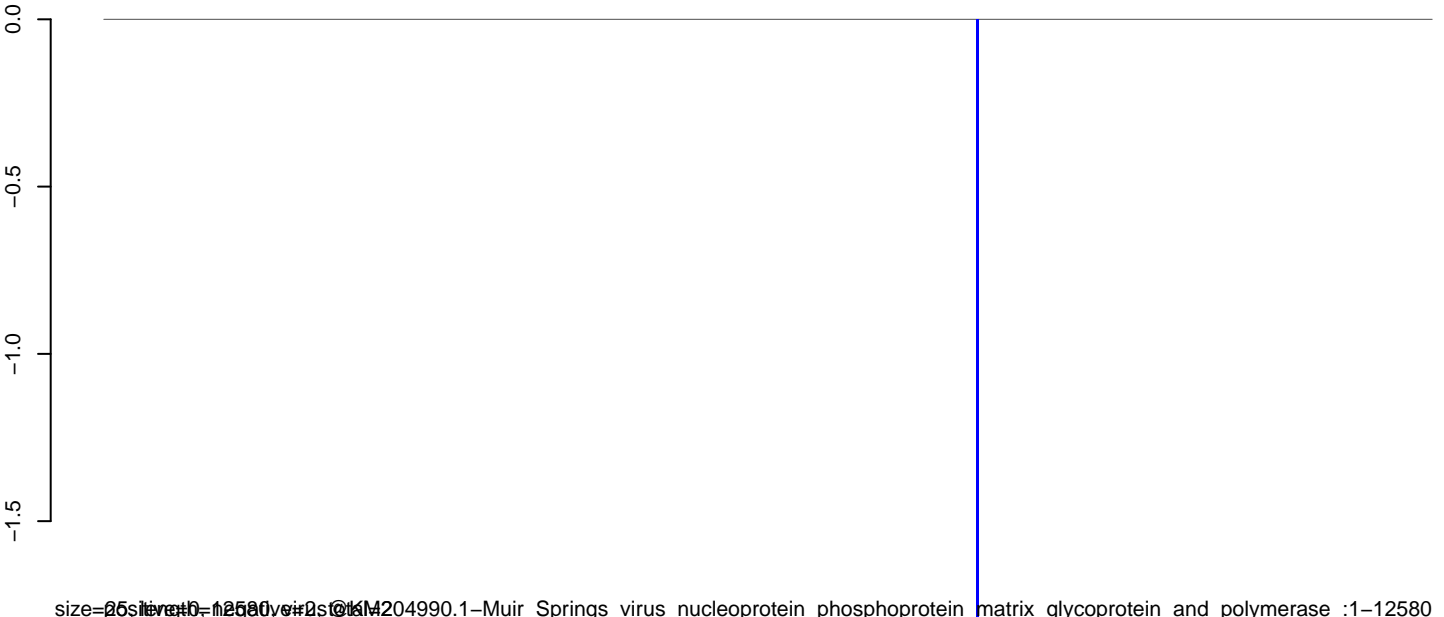
AeAlbo_C636_2dpi_SINV3.18_23.rep



AeAlbo_C636_2dpi_SINV3.24_35.rep




AeAlbo_C636_2dpi_SINV3.rep




size=25, length=12580, vir=2, ok=1 204990.1-Muir_Springs_virus_nucleoprotein_phosphoprotein_matrix_glycoprotein_and_polymerase_:1-12580

0 2000 4000 6000 8000 10000 12000


AeAlbo_C636_2dpi_SINV3.18_23.rep



AeAlbo_C636_2dpi_SINV3.24_35.rep



AeAlbo_C636_2dpi_SINV3.rep




0 1000 2000 3000 4000

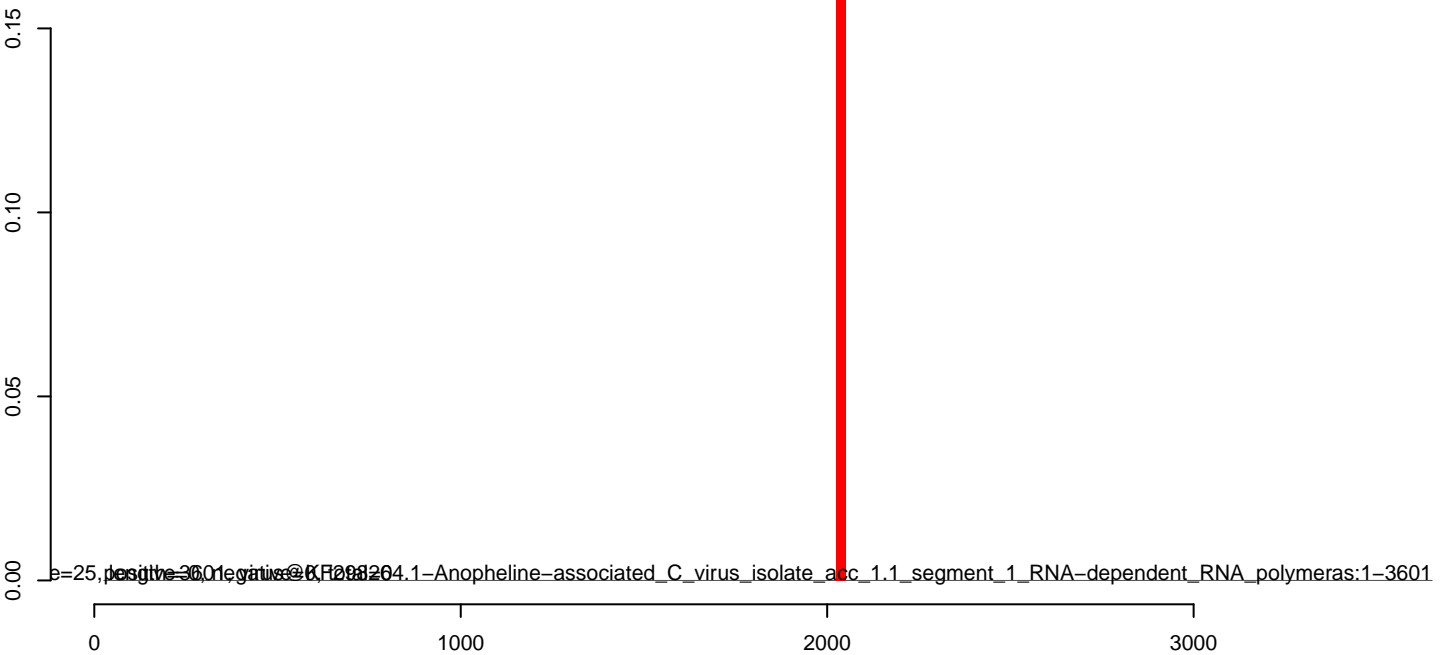
AeAlbo_C636_2dpi_SINV3.18_23.rep



AeAlbo_C636_2dpi_SINV3.24_35.rep




AeAlbo_C636_2dpi_SINV3.rep



2024.1-Anopheline-associated_C_virus_isolate_acc_1.1_segment_1_RNA-dependent_RNA_polymerase:1-3601

AeAlbo_C636_2dpi_SINV3.18_23.rep



AeAlbo_C636_2dpi_SINV3.24_35.rep




AeAlbo_C636_2dpi_SINV3.rep




Window size=25, length=3893, virus@GU452720.1-Mosquito_densovirus_BR_07:1-3893

0 1000 2000 3000 4000


AeAlbo_C636_2dpi_SINV3.18_23.rep




AeAlbo_C636_2dpi_SINV3.24_35.rep




AeAlbo_C636_2dpi_SINV3.rep




AeAlbo_C636_2dpi_SINV3.18_23.rep




AeAlbo_C636_2dpi_SINV3.24_35.rep




AeAlbo_C636_2dpi_SINV3.rep



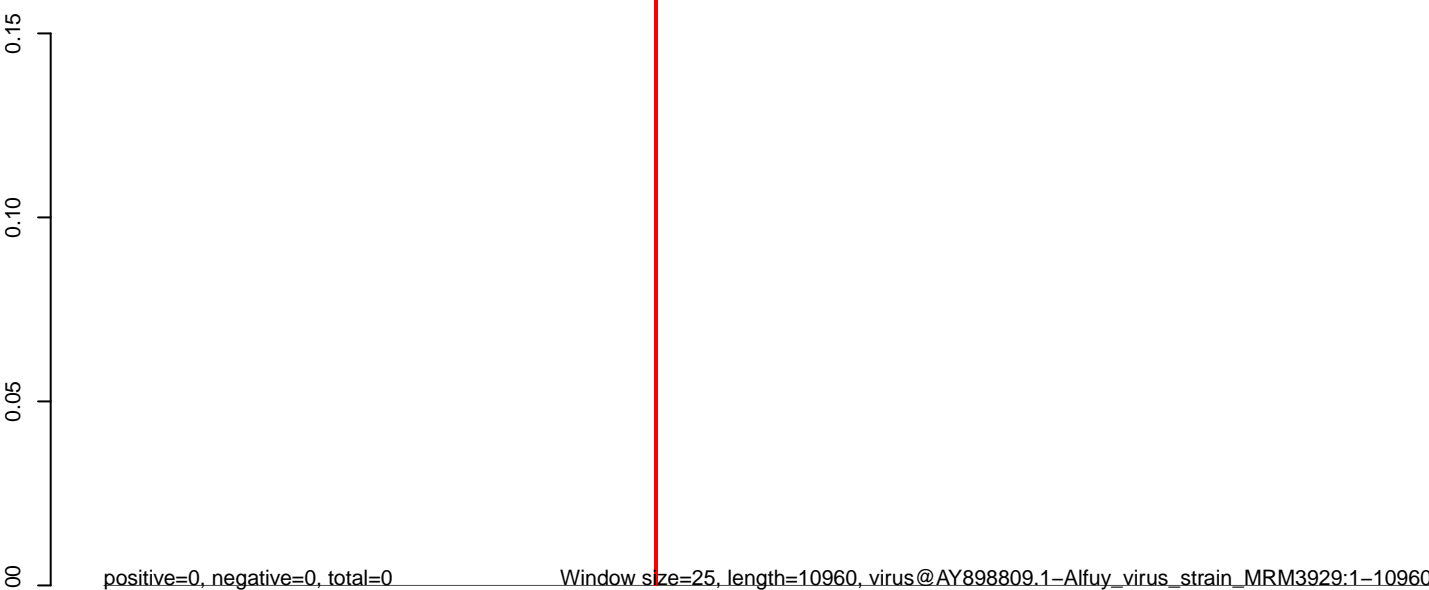
AeAlbo_C636_2dpi_SINV3.18_23.rep



AeAlbo_C636_2dpi_SINV3.24_35.rep




AeAlbo_C636_2dpi_SINV3.rep




0 2000 4000 6000 8000 10000

AeAlbo_C636_2dpi_SINV3.18_23.rep




AeAlbo_C636_2dpi_SINV3.24_35.rep




AeAlbo_C636_2dpi_SINV3.rep




AeAlbo_C636_2dpi_SINV3.18_23.rep




AeAlbo_C636_2dpi_SINV3.24_35.rep




AeAlbo_C636_2dpi_SINV3.rep



AeAlbo_C636_2dpi_SINV3.18_23.rep



AeAlbo_C636_2dpi_SINV3.24_35.rep




AeAlbo_C636_2dpi_SINV3.rep




Window size=25, length=2965, virus@AY347953.2-Aedes_aegypti_genomic_sequence:1-2965

0 500 1000 1500 2000 2500 3000

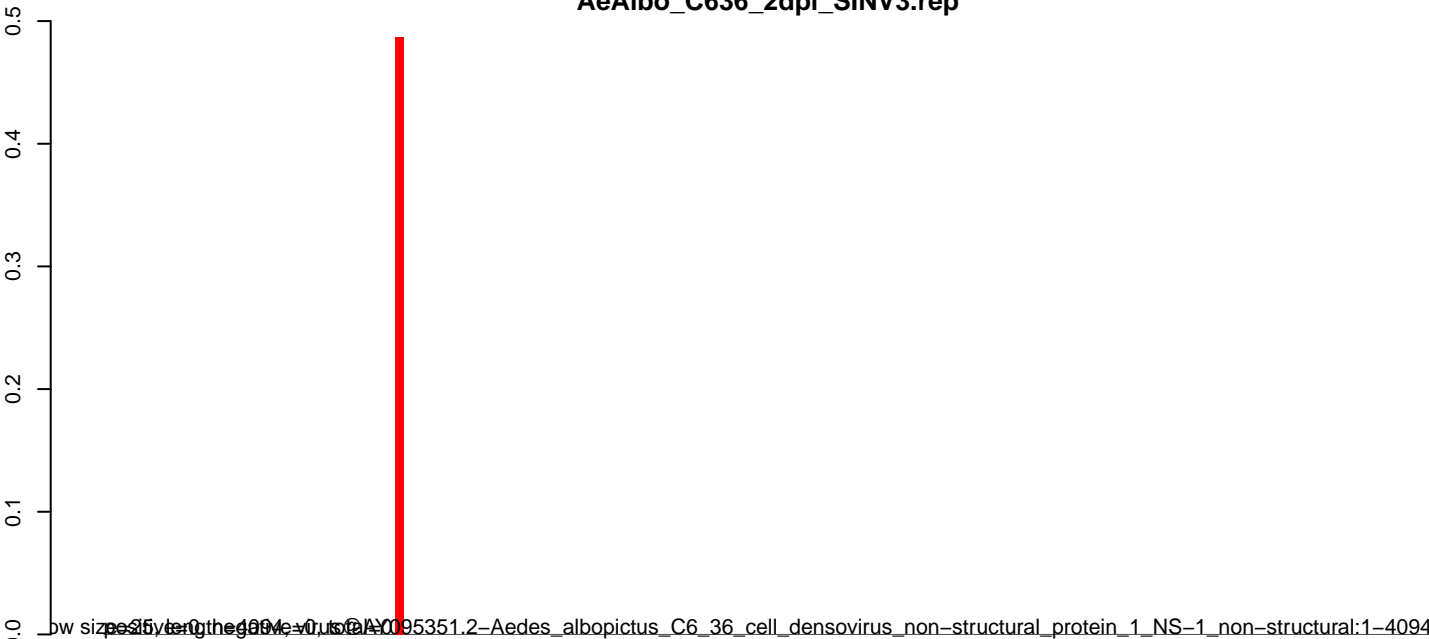
AeAlbo_C636_2dpi_SINV3.18_23.rep



AeAlbo_C636_2dpi_SINV3.24_35.rep




AeAlbo_C636_2dpi_SINV3.rep



bow size 35 bytes, the genome=0, us @A00195351.2-Aedes albopictus C6_36_cell_densovirus_non-structural_protein_1_NS-1_non-structural:1-4094

0 1000 2000 3000 4000


AeAlbo_C636_2dpi_SINV3.18_23.rep



AeAlbo_C636_2dpi_SINV3.24_35.rep




AeAlbo_C636_2dpi_SINV3.rep




positive=0, negative=0, total=0, length=1012, virus@AF411845.1-Elaeis_guineensis_MADS_box_transcription_factor_AGL2-3_mRNA:1-1012

0 200 400 600 800 1000


AeAlbo_C636_2dpi_SINV3.18_23.rep



AeAlbo_C636_2dpi_SINV3.24_35.rep



AeAlbo_C636_2dpi_SINV3.rep



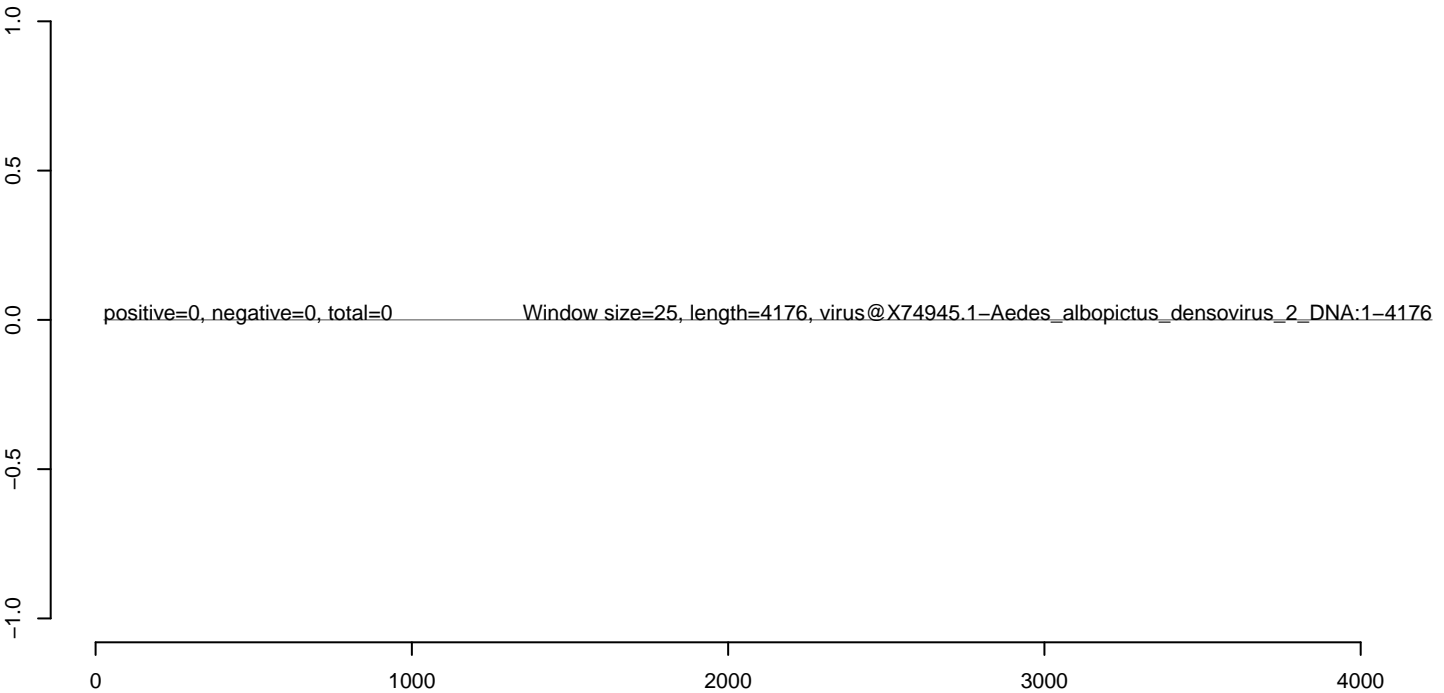
AeAlbo_C636_2dpi_SINV3.18_23.rep



AeAlbo_C636_2dpi_SINV3.24_35.rep



AeAlbo_C636_2dpi_SINV3.rep



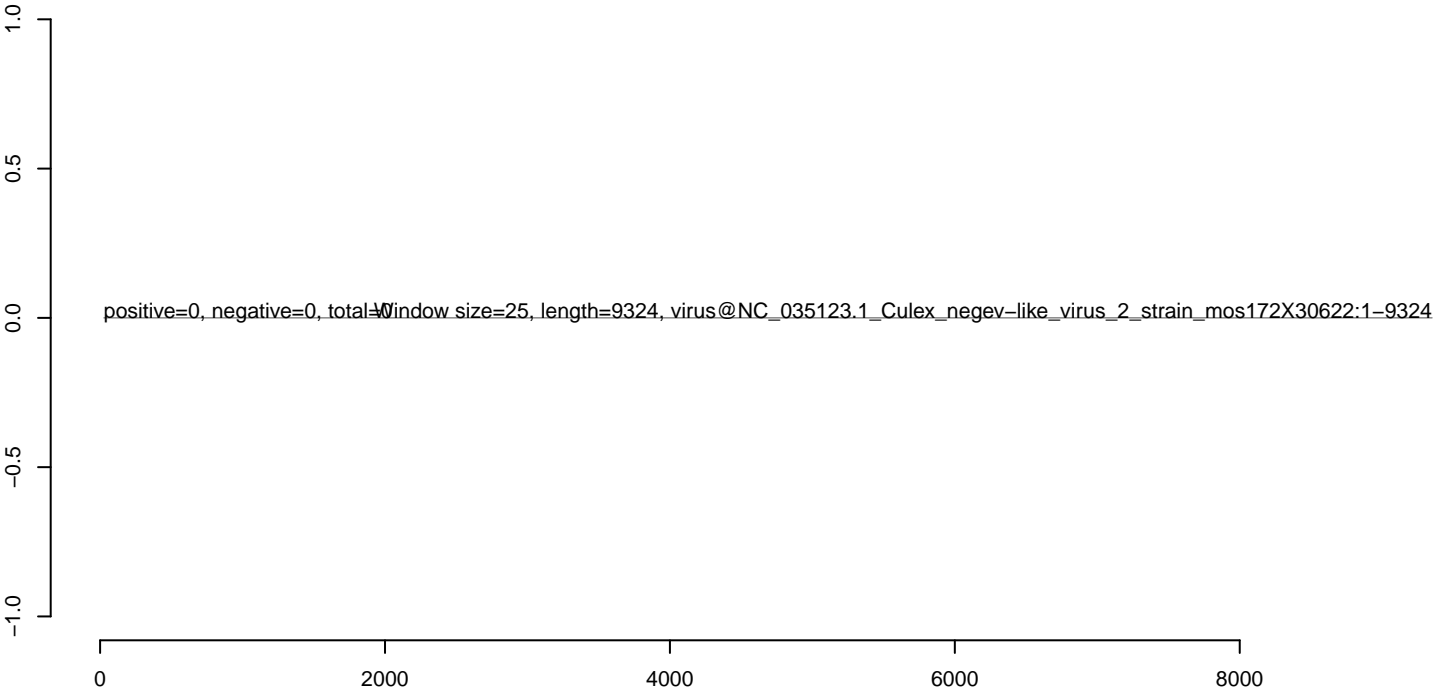
AeAlbo_C636_2dpi_SINV3.18_23.rep



AeAlbo_C636_2dpi_SINV3.24_35.rep



AeAlbo_C636_2dpi_SINV3.rep




AeAlbo_C636_2dpi_SINV3.18_23.rep



AeAlbo_C636_2dpi_SINV3.24_35.rep



AeAlbo_C636_2dpi_SINV3.rep




AeAlbo_C636_2dpi_SINV3.18_23.rep




AeAlbo_C636_2dpi_SINV3.24_35.rep




AeAlbo_C636_2dpi_SINV3.rep




AeAlbo_C636_2dpi_SINV3.18_23.rep



AeAlbo_C636_2dpi_SINV3.24_35.rep



AeAlbo_C636_2dpi_SINV3.rep



0 2000 4000 6000 8000 10000 12000 14000

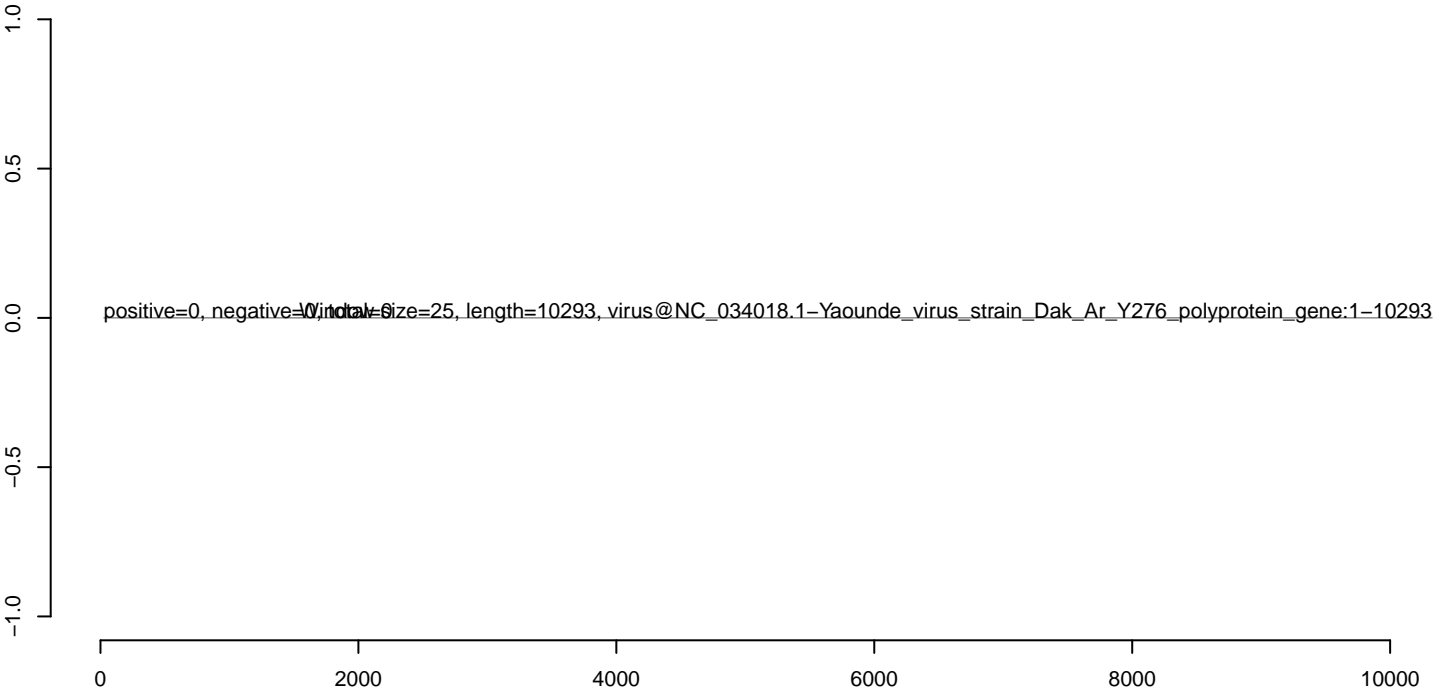
AeAlbo_C636_2dpi_SINV3.18_23.rep



AeAlbo_C636_2dpi_SINV3.24_35.rep



AeAlbo_C636_2dpi_SINV3.rep



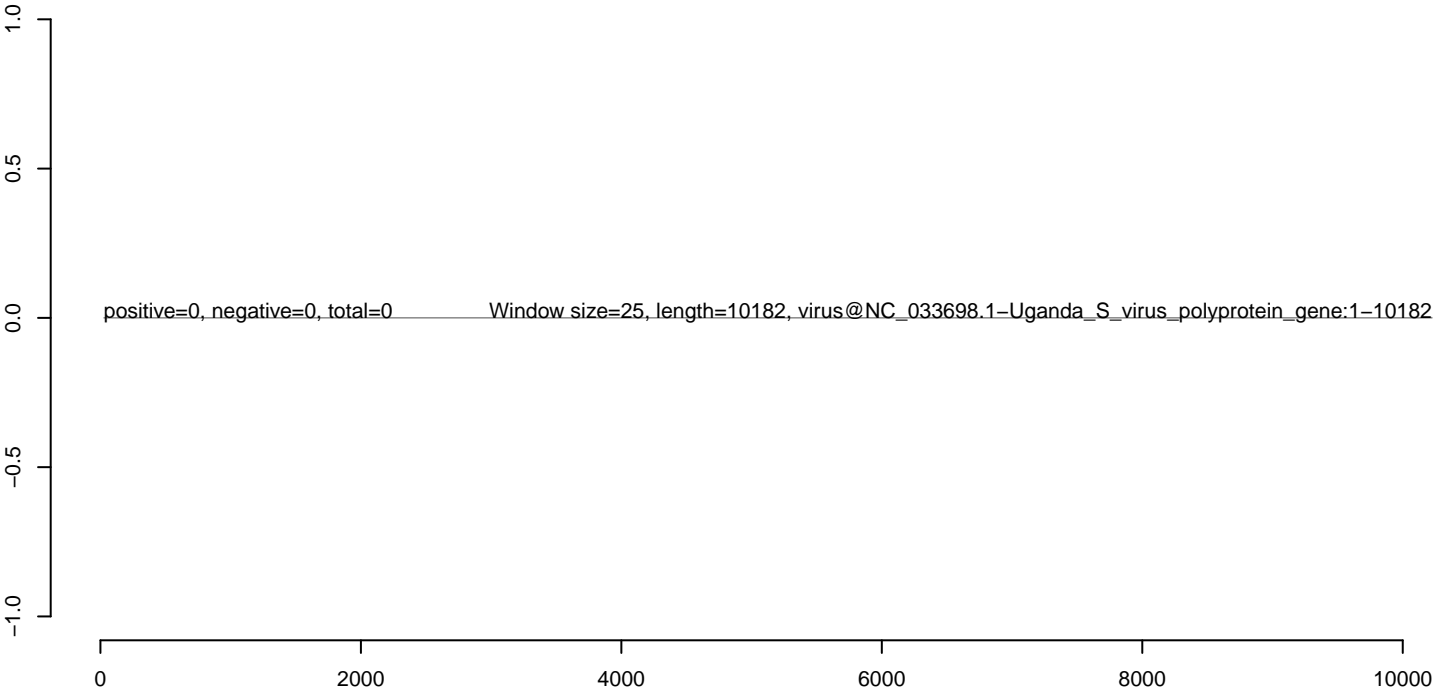
AeAlbo_C636_2dpi_SINV3.18_23.rep



AeAlbo_C636_2dpi_SINV3.24_35.rep



AeAlbo_C636_2dpi_SINV3.rep



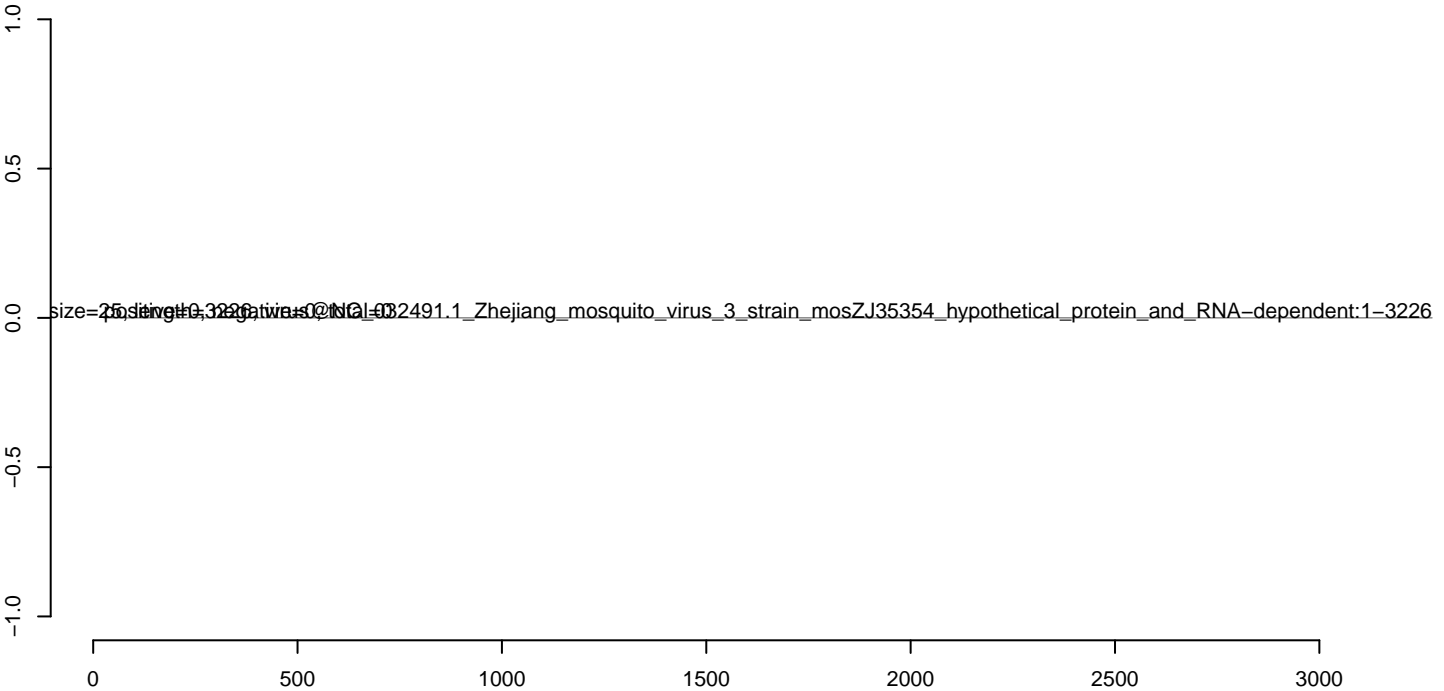
AeAlbo_C636_2dpi_SINV3.18_23.rep



AeAlbo_C636_2dpi_SINV3.24_35.rep



AeAlbo_C636_2dpi_SINV3.rep



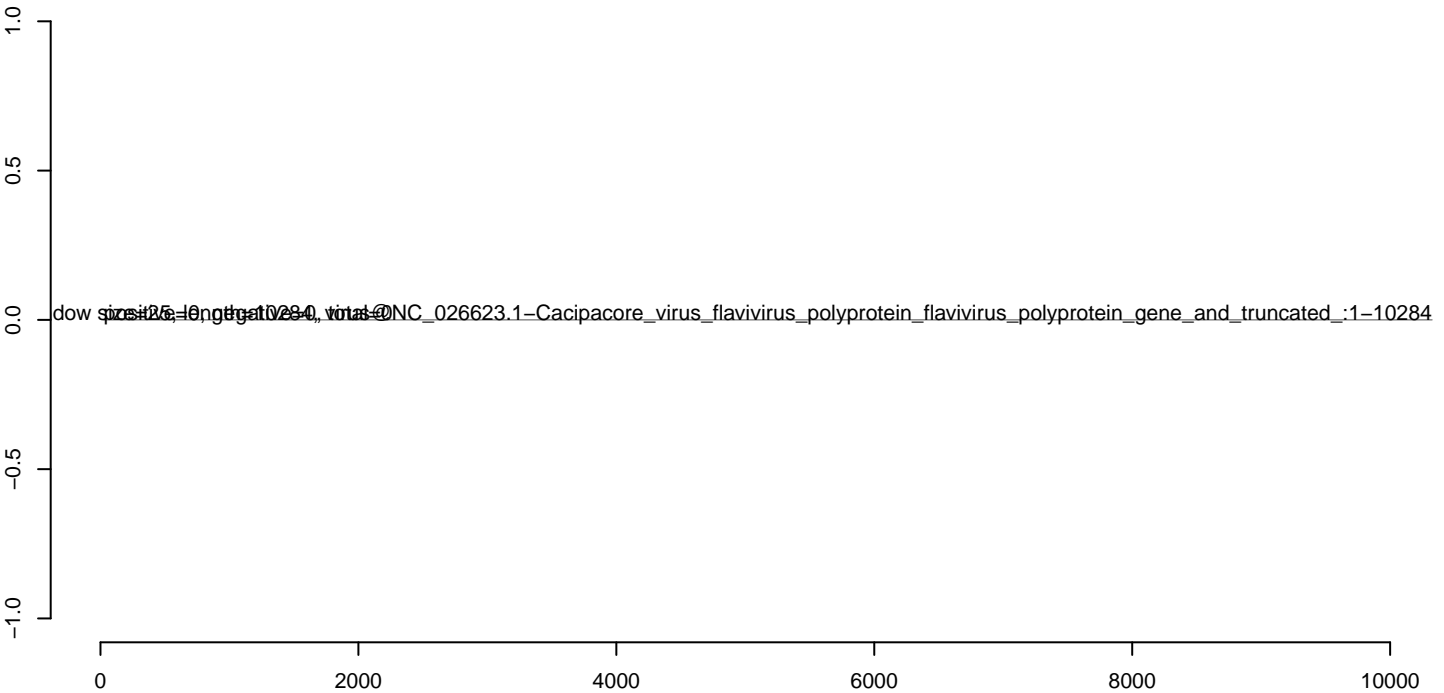
AeAlbo_C636_2dpi_SINV3.18_23.rep



AeAlbo_C636_2dpi_SINV3.24_35.rep



AeAlbo_C636_2dpi_SINV3.rep




AeAlbo_C636_2dpi_SINV3.18_23.rep



AeAlbo_C636_2dpi_SINV3.24_35.rep



AeAlbo_C636_2dpi_SINV3.rep



0 2000 4000 6000 8000 10000

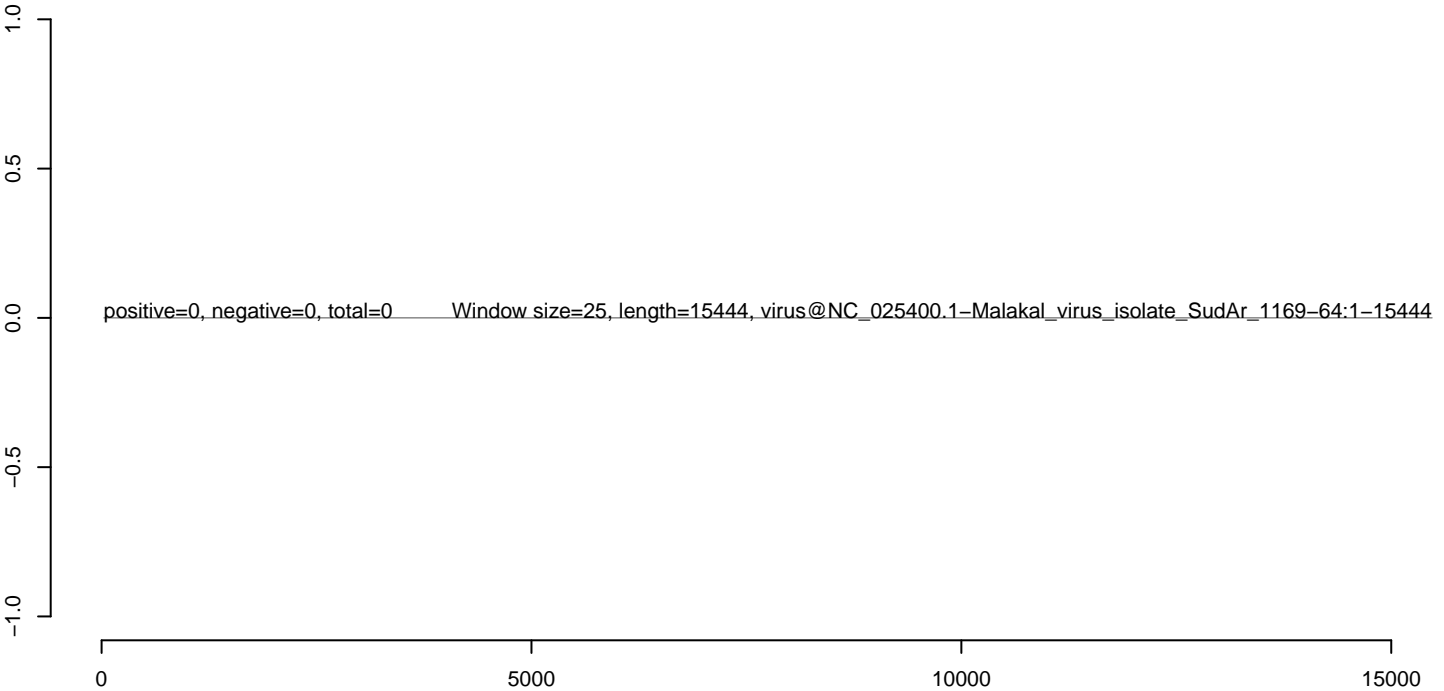
AeAlbo_C636_2dpi_SINV3.18_23.rep



AeAlbo_C636_2dpi_SINV3.24_35.rep



AeAlbo_C636_2dpi_SINV3.rep



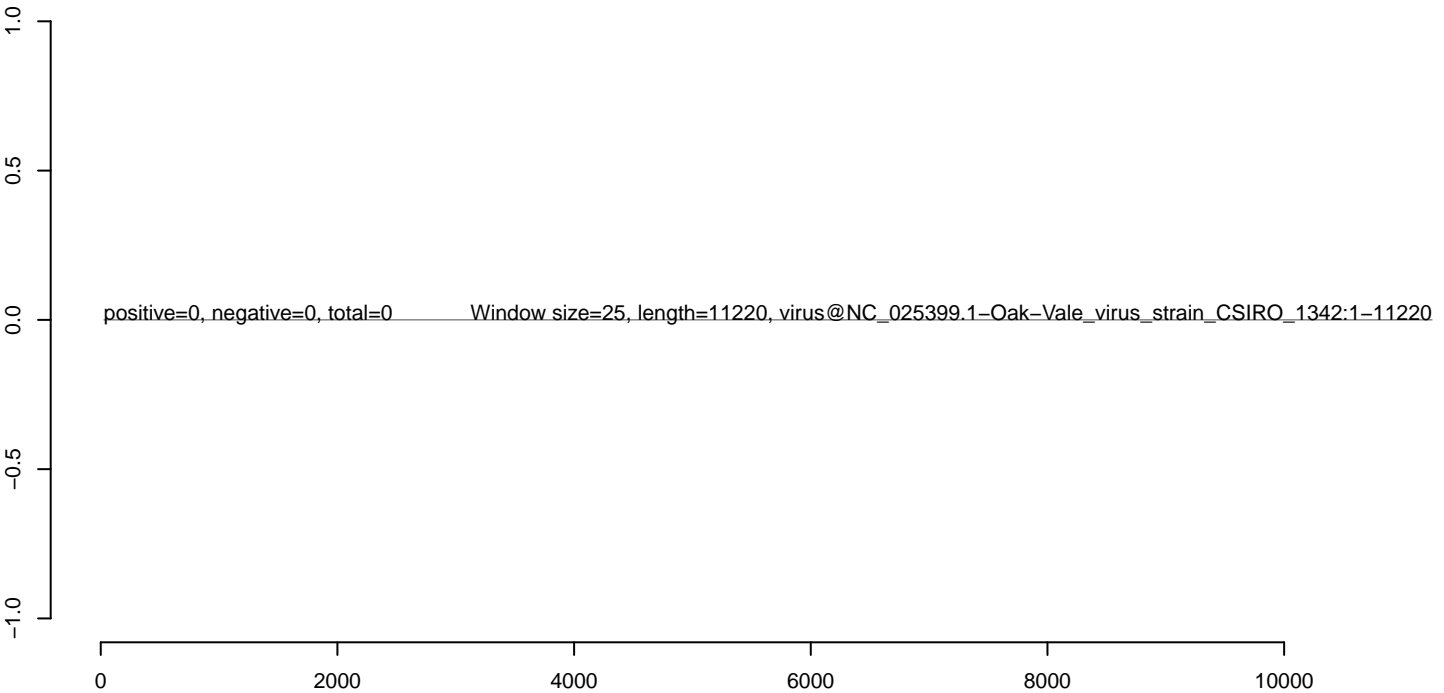
AeAlbo_C636_2dpi_SINV3.18_23.rep



AeAlbo_C636_2dpi_SINV3.24_35.rep



AeAlbo_C636_2dpi_SINV3.rep




AeAlbo_C636_2dpi_SINV3.18_23.rep



AeAlbo_C636_2dpi_SINV3.24_35.rep



AeAlbo_C636_2dpi_SINV3.rep



0 2000 4000 6000 8000 10000

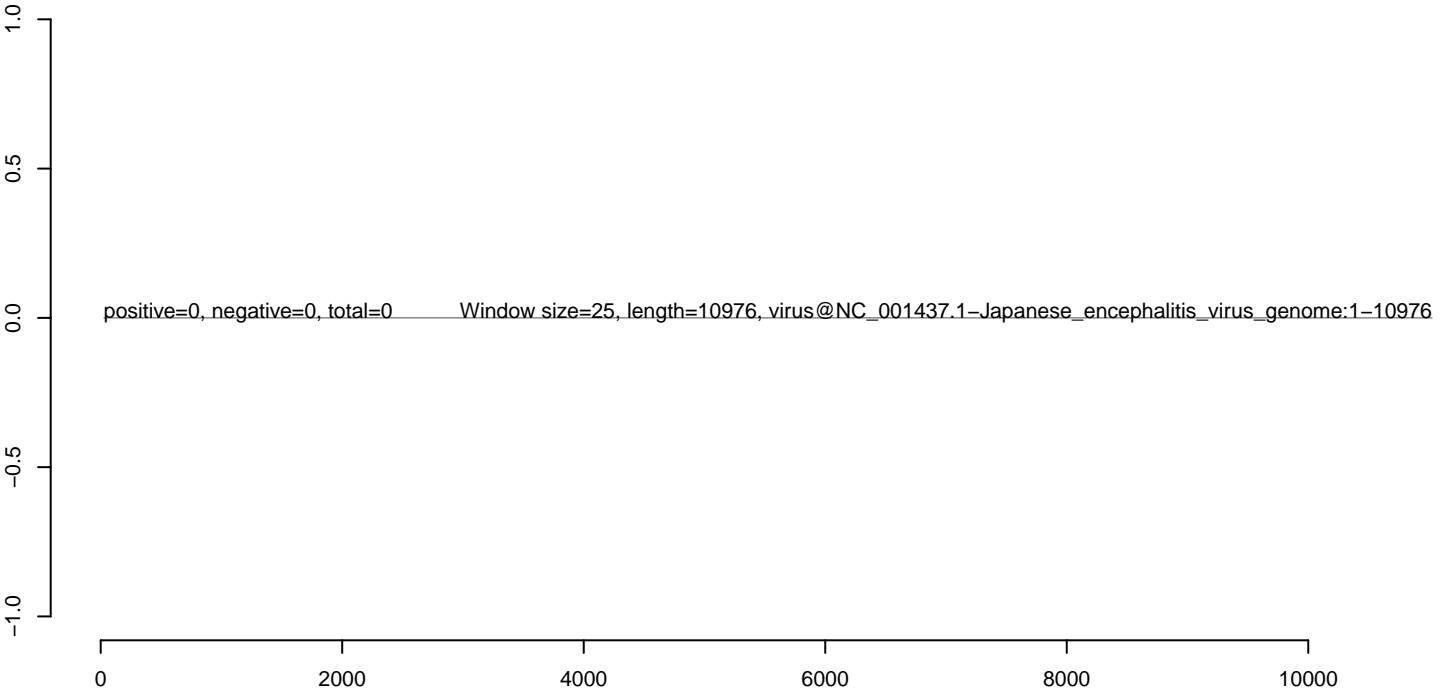
AeAlbo_C636_2dpi_SINV3.18_23.rep



AeAlbo_C636_2dpi_SINV3.24_35.rep



AeAlbo_C636_2dpi_SINV3.rep




AeAlbo_C636_2dpi_SINV3.18_23.rep



AeAlbo_C636_2dpi_SINV3.24_35.rep



AeAlbo_C636_2dpi_SINV3.rep



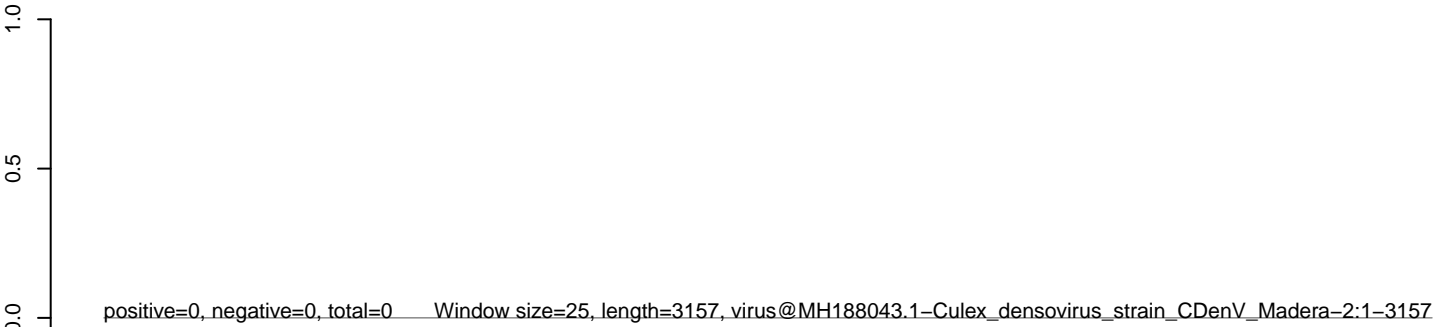
AeAlbo_C636_2dpi_SINV3.18_23.rep



AeAlbo_C636_2dpi_SINV3.24_35.rep



AeAlbo_C636_2dpi_SINV3.rep



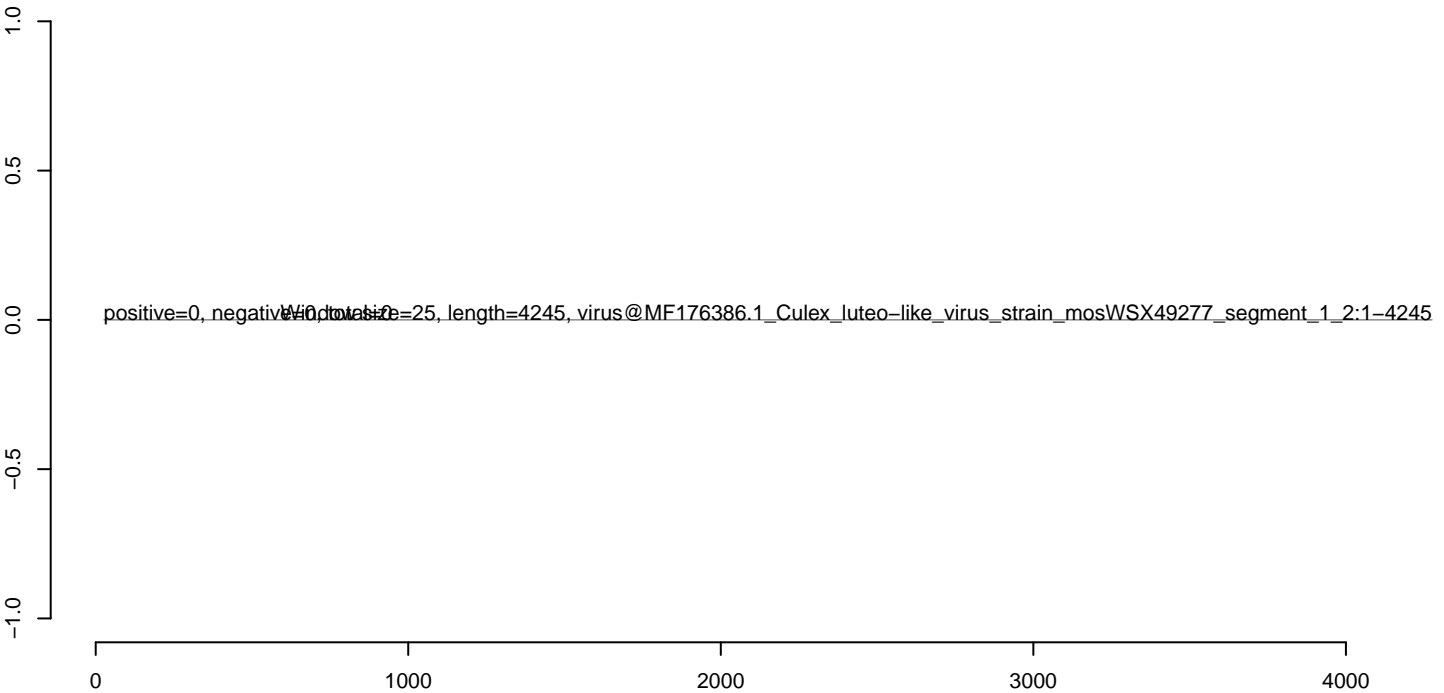
AeAlbo_C636_2dpi_SINV3.18_23.rep



AeAlbo_C636_2dpi_SINV3.24_35.rep



AeAlbo_C636_2dpi_SINV3.rep




AeAlbo_C636_2dpi_SINV3.18_23.rep



AeAlbo_C636_2dpi_SINV3.24_35.rep



AeAlbo_C636_2dpi_SINV3.rep



0 2000 4000 6000 8000 10000 12000

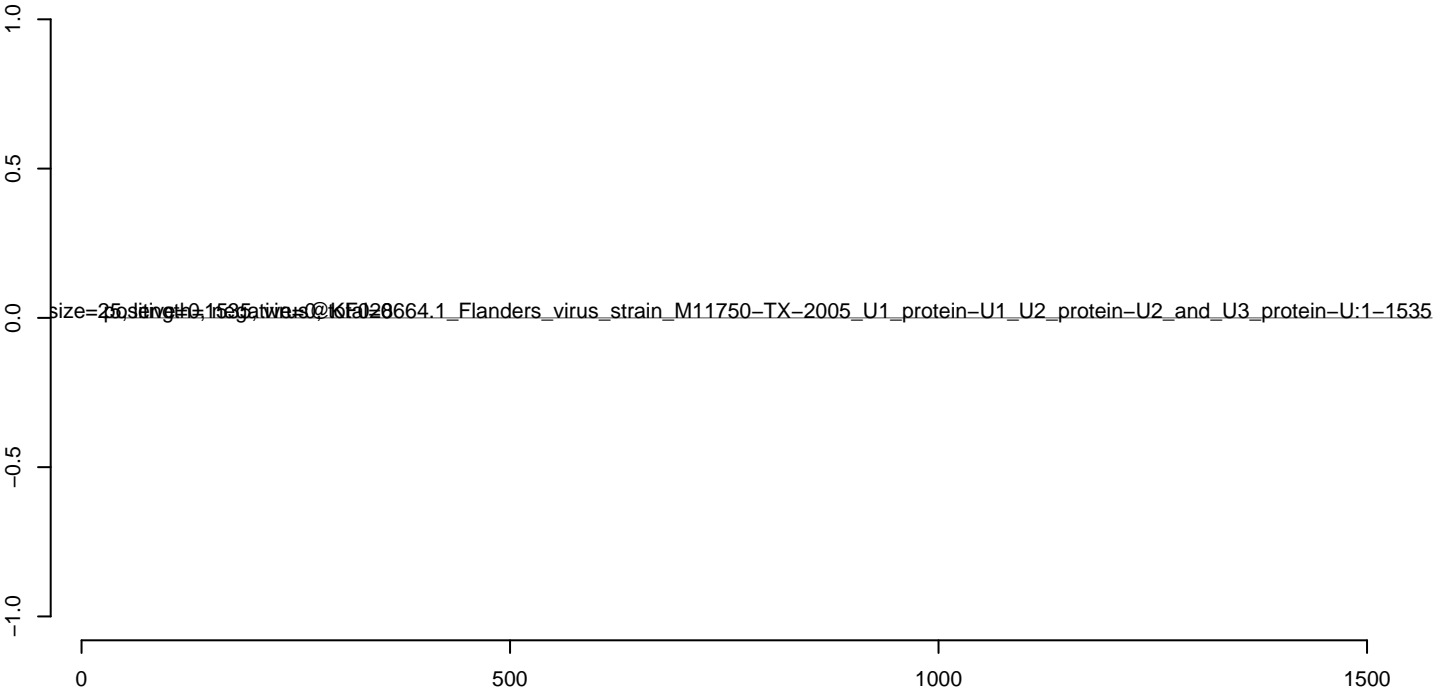
AeAlbo_C636_2dpi_SINV3.18_23.rep



AeAlbo_C636_2dpi_SINV3.24_35.rep



AeAlbo_C636_2dpi_SINV3.rep



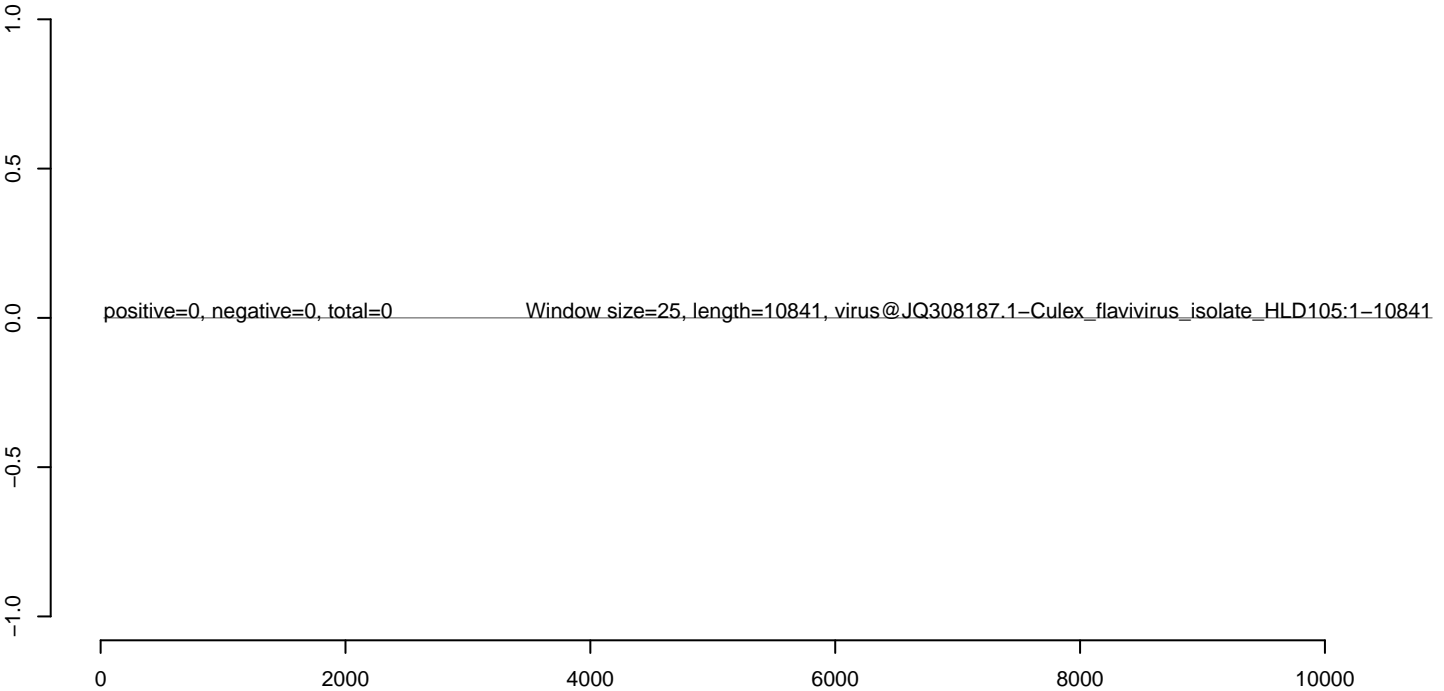
AeAlbo_C636_2dpi_SINV3.18_23.rep



AeAlbo_C636_2dpi_SINV3.24_35.rep



AeAlbo_C636_2dpi_SINV3.rep



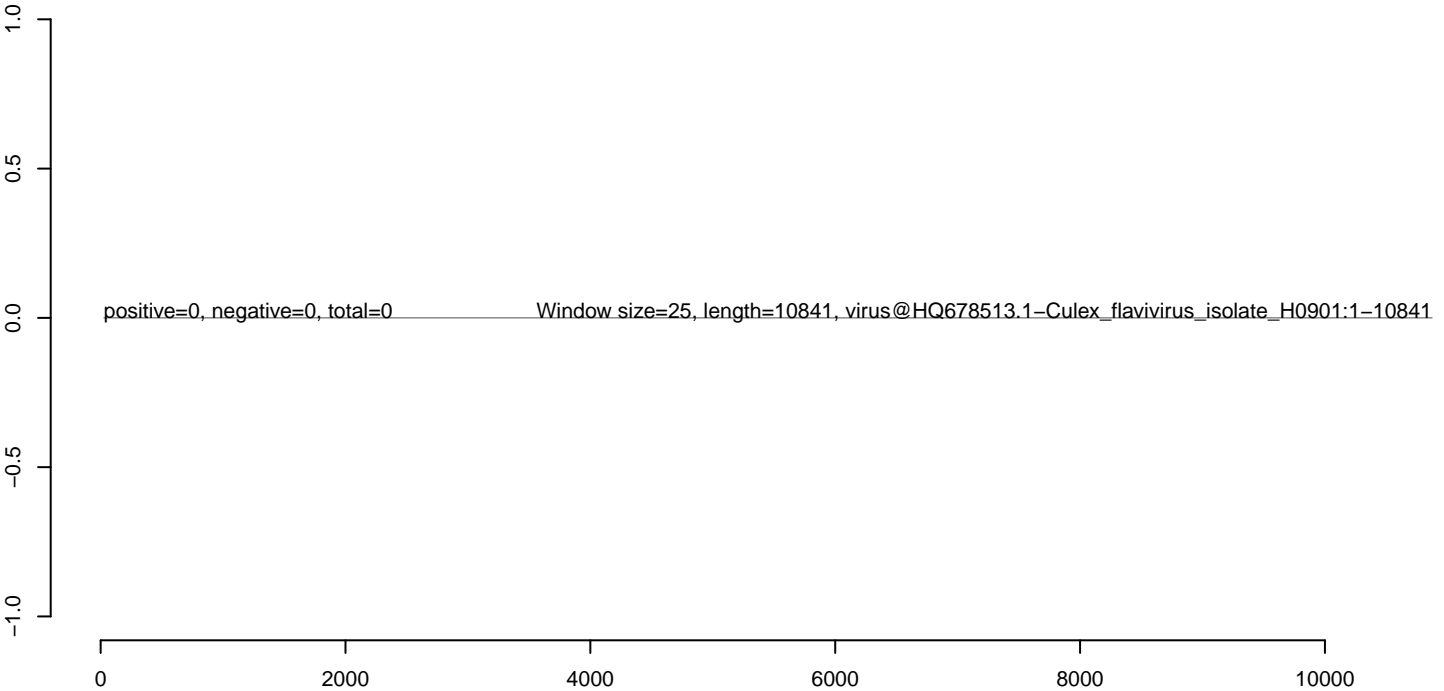
AeAlbo_C636_2dpi_SINV3.18_23.rep



AeAlbo_C636_2dpi_SINV3.24_35.rep



AeAlbo_C636_2dpi_SINV3.rep



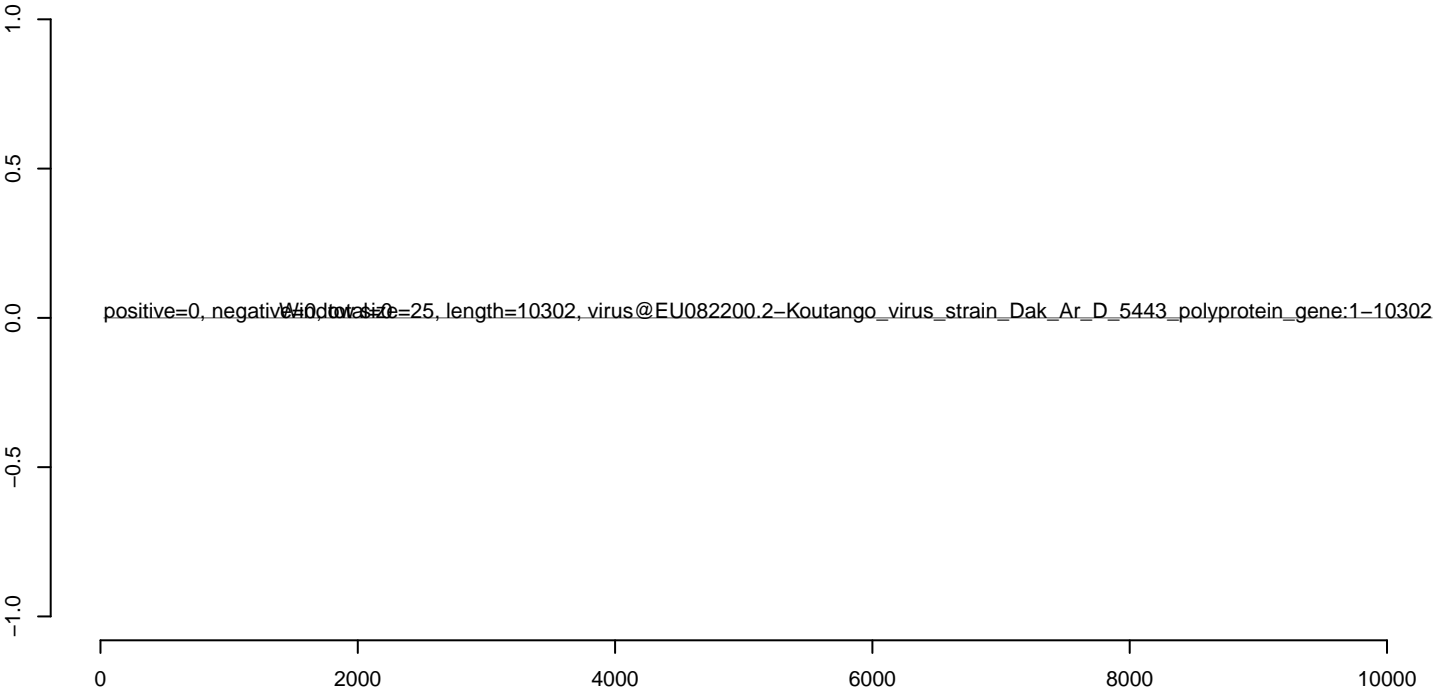
AeAlbo_C636_2dpi_SINV3.18_23.rep



AeAlbo_C636_2dpi_SINV3.24_35.rep



AeAlbo_C636_2dpi_SINV3.rep



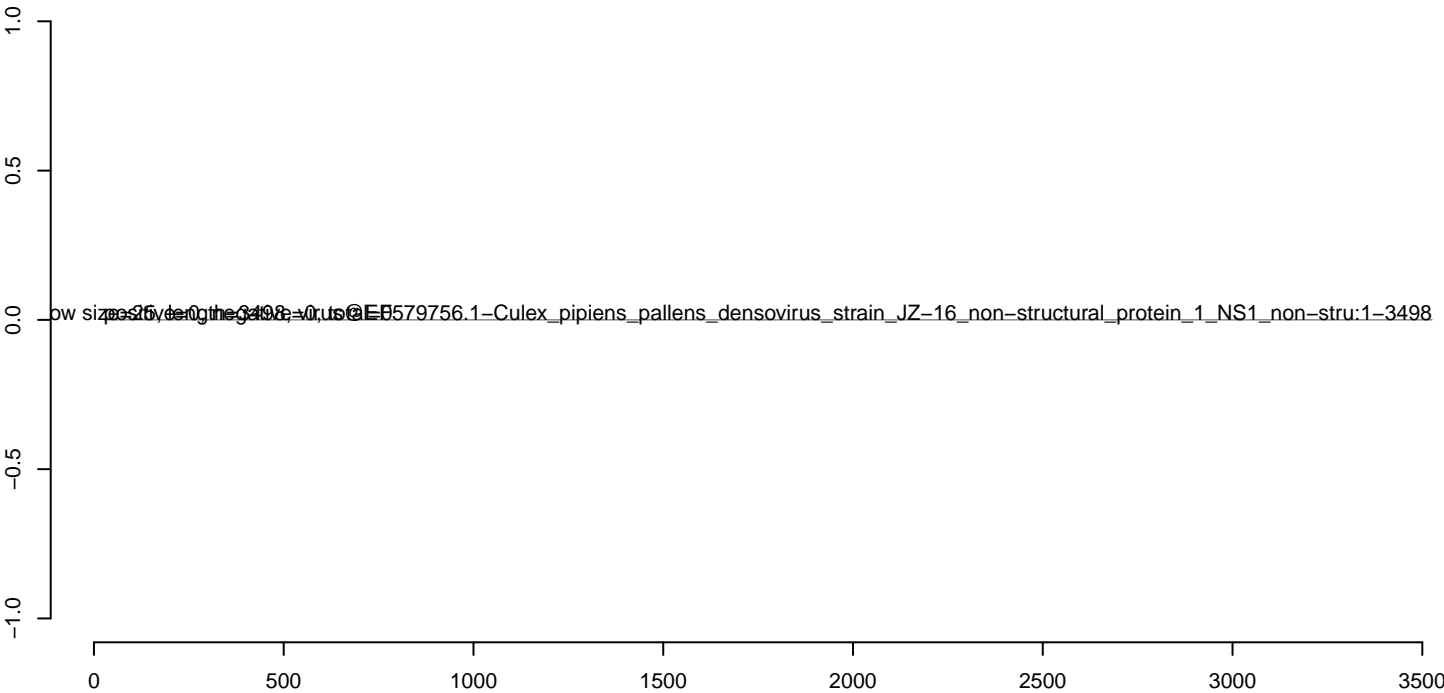
AeAlbo_C636_2dpi_SINV3.18_23.rep



AeAlbo_C636_2dpi_SINV3.24_35.rep



AeAlbo_C636_2dpi_SINV3.rep




AeAlbo_C636_2dpi_SINV3.18_23.rep



AeAlbo_C636_2dpi_SINV3.24_35.rep



AeAlbo_C636_2dpi_SINV3.rep



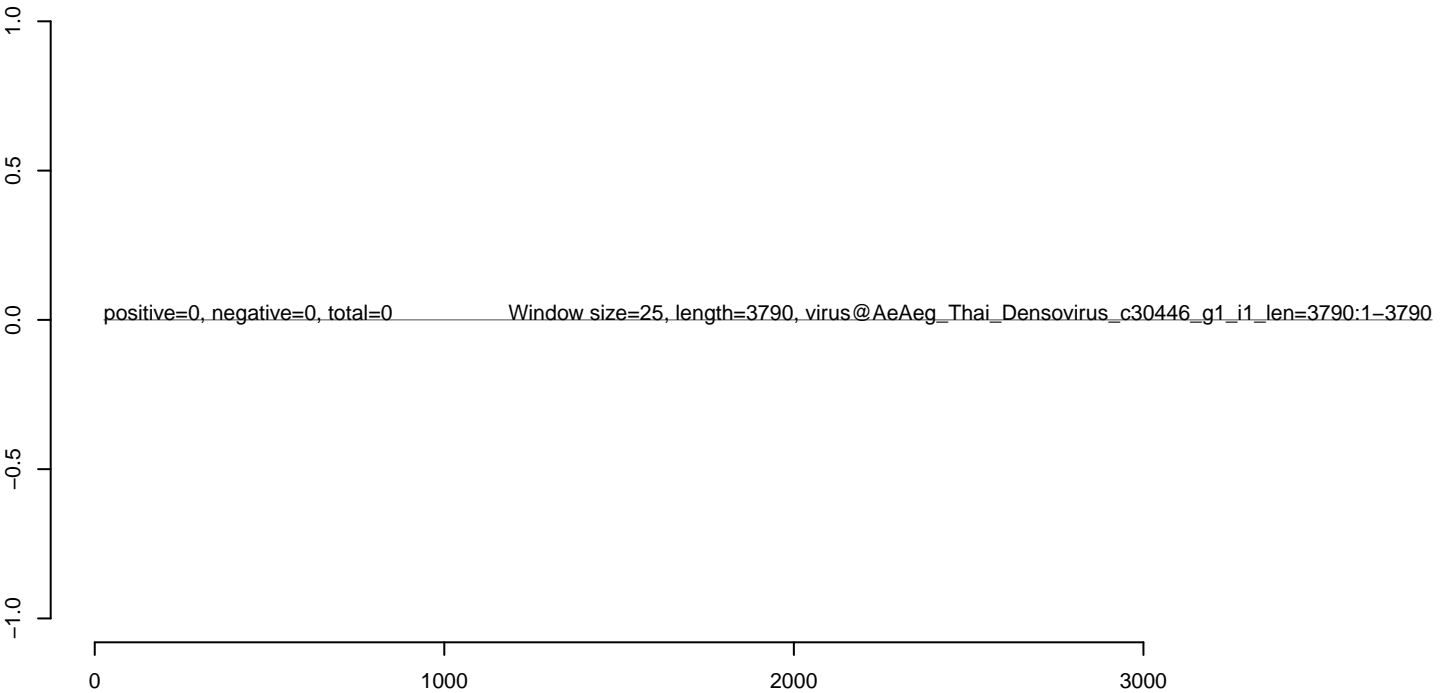
AeAlbo_C636_2dpi_SINV3.18_23.rep



AeAlbo_C636_2dpi_SINV3.24_35.rep



AeAlbo_C636_2dpi_SINV3.rep




AeAlbo_C636_2dpi_SINV3.18_23.rep



AeAlbo_C636_2dpi_SINV3.24_35.rep



AeAlbo_C636_2dpi_SINV3.rep



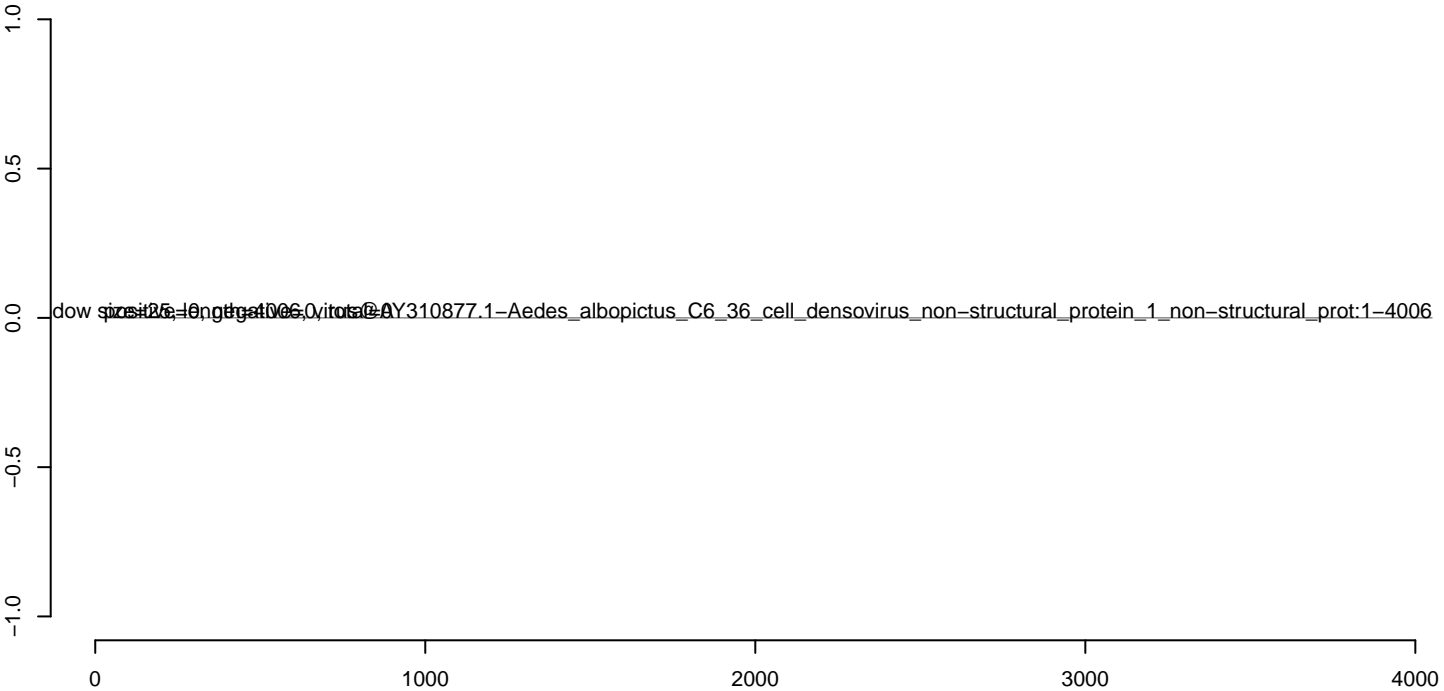
AeAlbo_C636_2dpi_SINV3.18_23.rep



AeAlbo_C636_2dpi_SINV3.24_35.rep



AeAlbo_C636_2dpi_SINV3.rep



AeAlbo_C636_2dpi_SINV3.18_23.rep



AeAlbo_C636_2dpi_SINV3.24_35.rep



AeAlbo_C636_2dpi_SINV3.rep

